

# United States Patent [19]

Mattson

[11] Patent Number: **Des. 307,788**

[45] Date of Patent: **\*\* May 8, 1990**

[54] **FISH HANDLING TOOL OR SIMILAR ARTICLE**

[76] Inventor: **Dean A. Mattson, 15 Nevada, Rapid City, S. Dak. 57701**

[\*\*] Term: **14 Years**

[21] Appl. No.: **75,053**

[22] Filed: **Jul. 17, 1987**

[52] U.S. Cl. .... **D22/150**

[58] Field of Search ..... **D22/150; D8/52, 54, D8/58; D7/105; 43/4, 54.1; 7/125-128; 17/66, 68, 69, 70; 81/417, 424.5, 426.5**

[56] **References Cited**

### U.S. PATENT DOCUMENTS

D. 107,008 11/1937 Dellinger ..... D8/58  
D. 254,563 3/1980 Nihizer ..... D22/150

2,641,149 6/1953 Petersen ..... 81/424.5 X  
3,940,838 3/1976 Cryctko ..... D8/52 X  
4,563,833 1/1986 Aucoin ..... 43/54.1

*Primary Examiner*—A. Hugo Word  
*Assistant Examiner*—Doris V. Coles  
*Attorney, Agent, or Firm*—Berman, Aisenberg & Platt

### [57] CLAIM

The ornamental design for a fish handling tool or similar article, as shown and described.

### DESCRIPTION

FIG. 1 is a front elevational view of a fish handling tool or similar article, showing my new design;  
FIG. 2 is a left side elevational view thereof;  
FIG. 3 is a top plan view thereof;  
FIG. 4 is a right side elevational view thereof;  
FIG. 5 is a rear elevational view thereof; and  
FIG. 6 is a bottom plan view thereof.

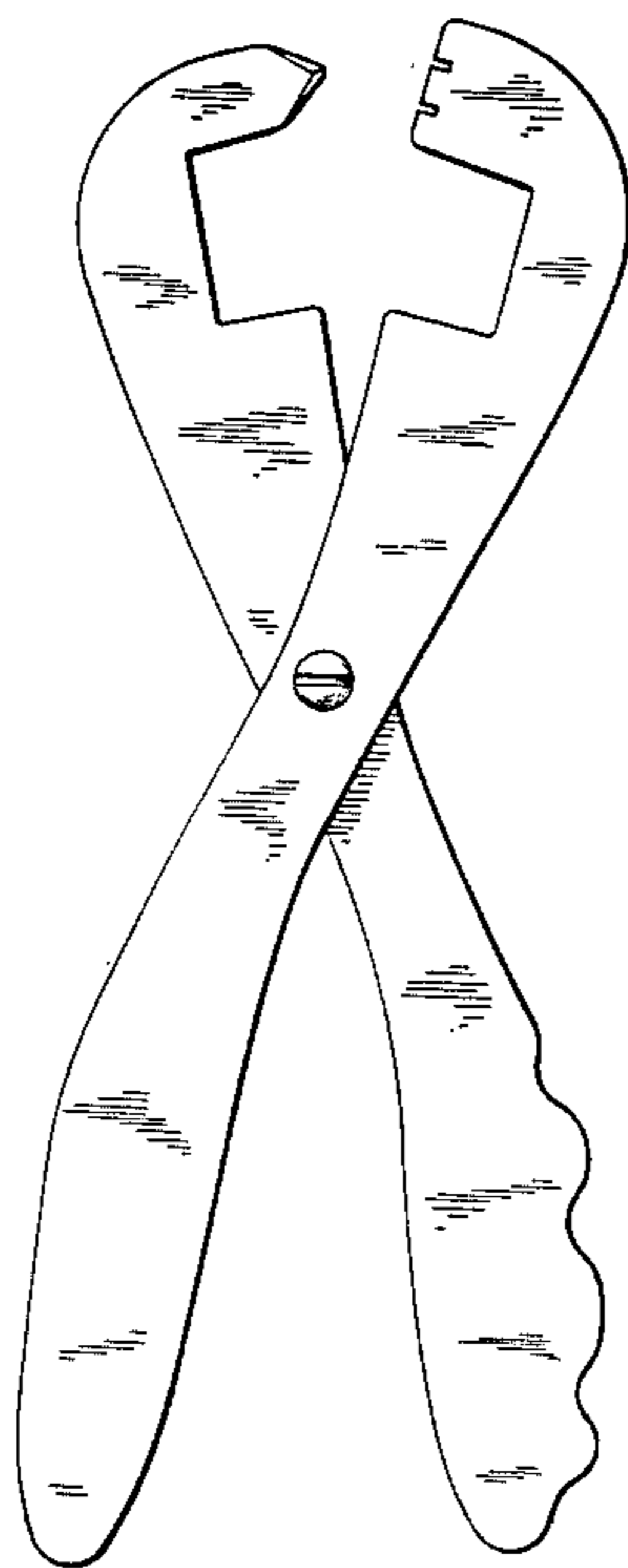


FIG. 1

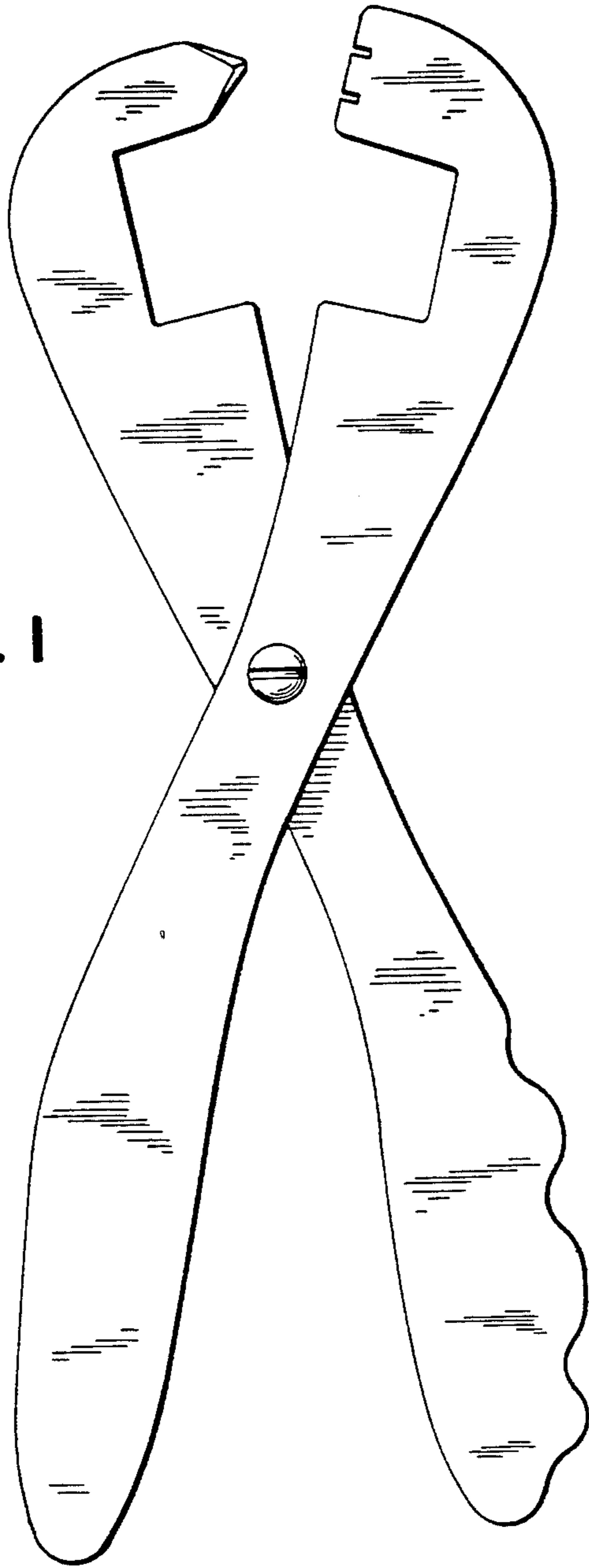


FIG. 2

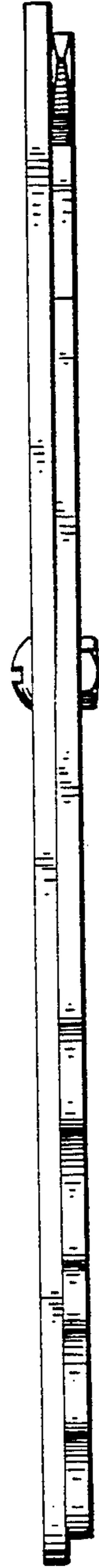


FIG. 3

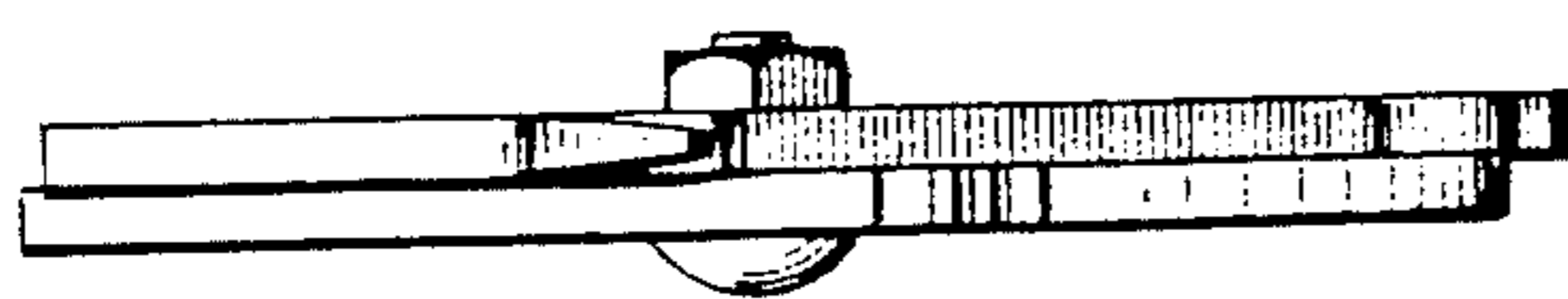


FIG. 4

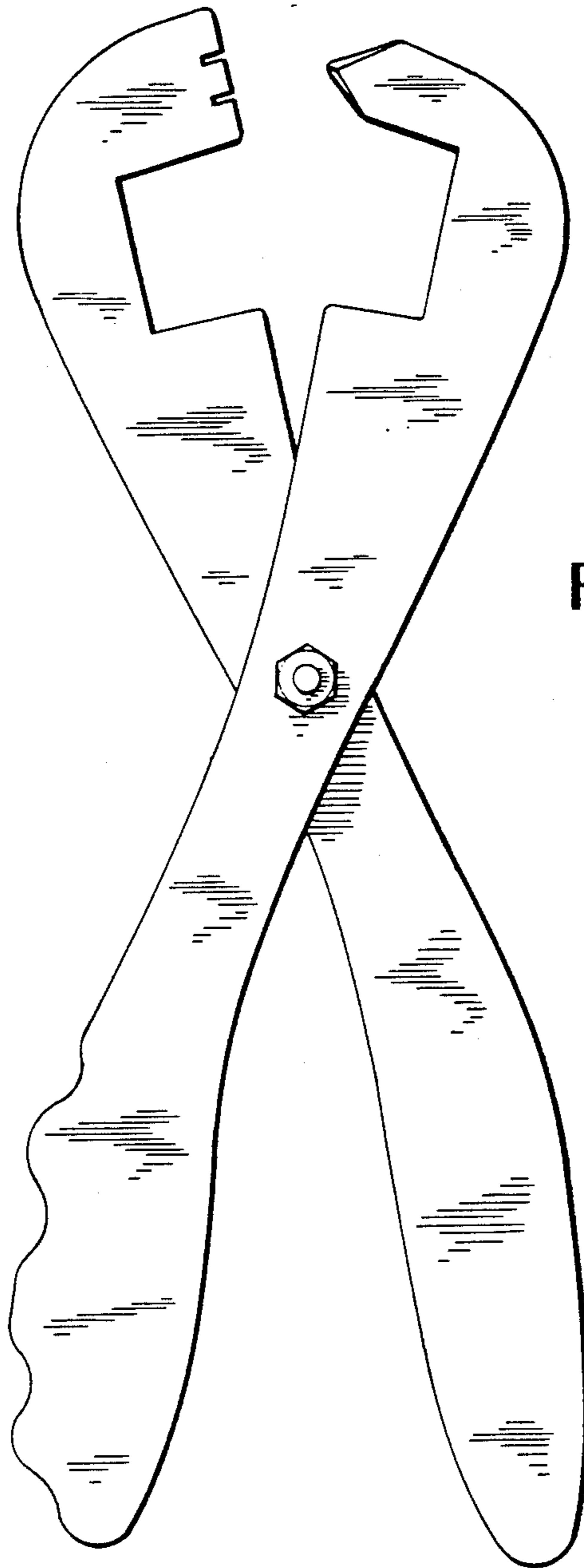
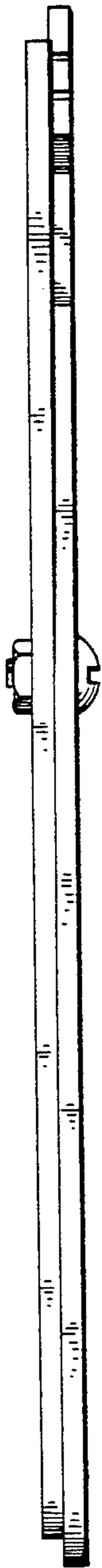


FIG. 5

FIG. 6

