

United States Patent [19]

Jacobson

[11] Patent Number: Des. 307,787

[45] Date of Patent: ** May 8, 1990

[54] COMBINED ROD AND REEL HOLDER, OR SIMILAR ARTICLE

[76] Inventor: John Y. Jacobson, 19 Dart St., Loma Linda, Calif. 92354

[**] Term: 14 Years

[21] Appl. No.: 85,609

[22] Filed: Aug. 14, 1987

[52] U.S. Cl. D22/147

[58] Field of Search D22/147; D21/255; 135/118; 43/21.2; 248/514-518, 530-533

[56] **References Cited**

U.S. PATENT DOCUMENTS

D. 135,584	4/1943	Wallance	D21/255
D. 187,276	2/1960	Poglein	D22/147
D. 192,862	5/1962	Lamar	D22/130
D. 230,357	2/1974	Ingram	D22/147
D. 237,080	10/1975	Pettee	D22/147
3,007,661	11/1961	Knopf	D22/147 X

4,244,132	1/1981	Hoffman et al.	43/21.2
4,257,181	3/1981	Cooper	43/21.2

Primary Examiner—A. Hugo Word
Assistant Examiner—Doris V. Coles
Attorney, Agent, or Firm—John H. Crowe

[57] **CLAIM**

The ornamental design for a combined rod and reel holder, or similar article, as shown and described.

DESCRIPTION

FIG. 1 is a side elevational view of a combined rod and reel holder, or similar article showing my new design, the opposite side elevational view being a mirror image thereof.

FIG. 2 is an elevational view thereof as seen from the left of FIG. 1.

FIG. 3 is an elevational view thereof as seen from the right of FIG. 1.

FIG. 4 is a top plan view thereof.

FIG. 5 is a bottom plan view thereof.

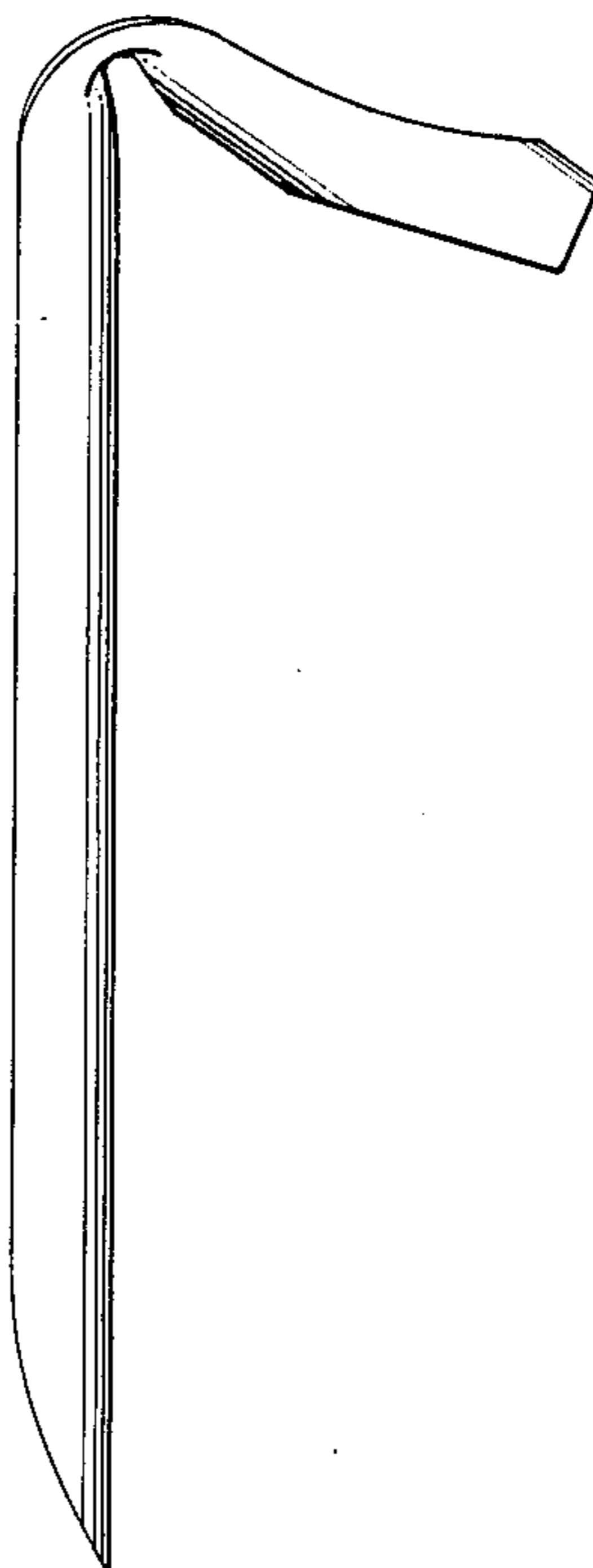


FIG. 1.




FIG. 2.

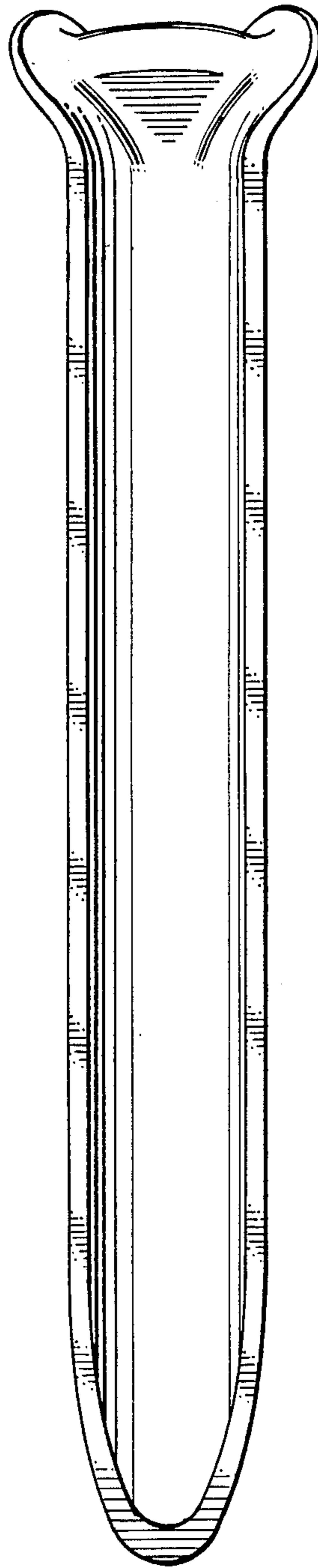


FIG. 3.

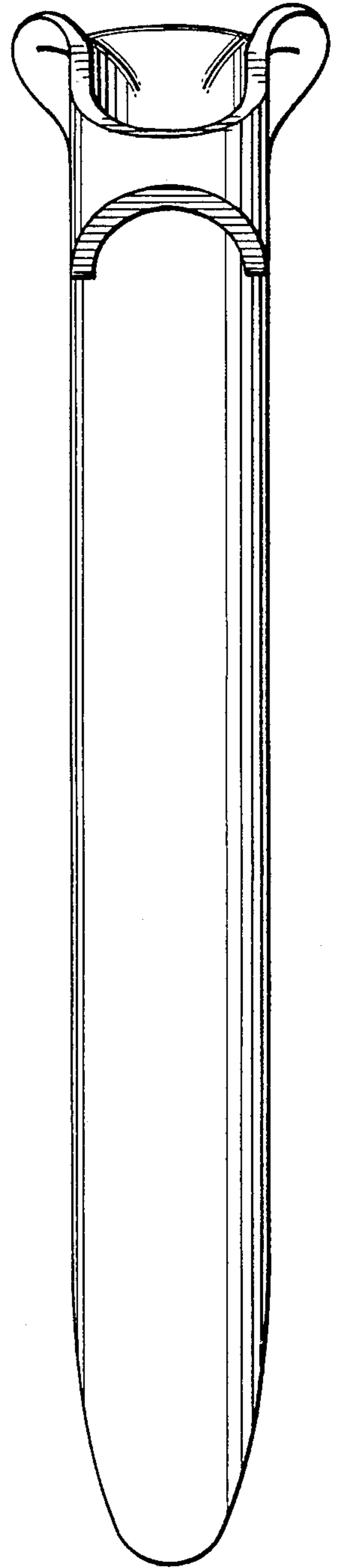


FIG. 4.

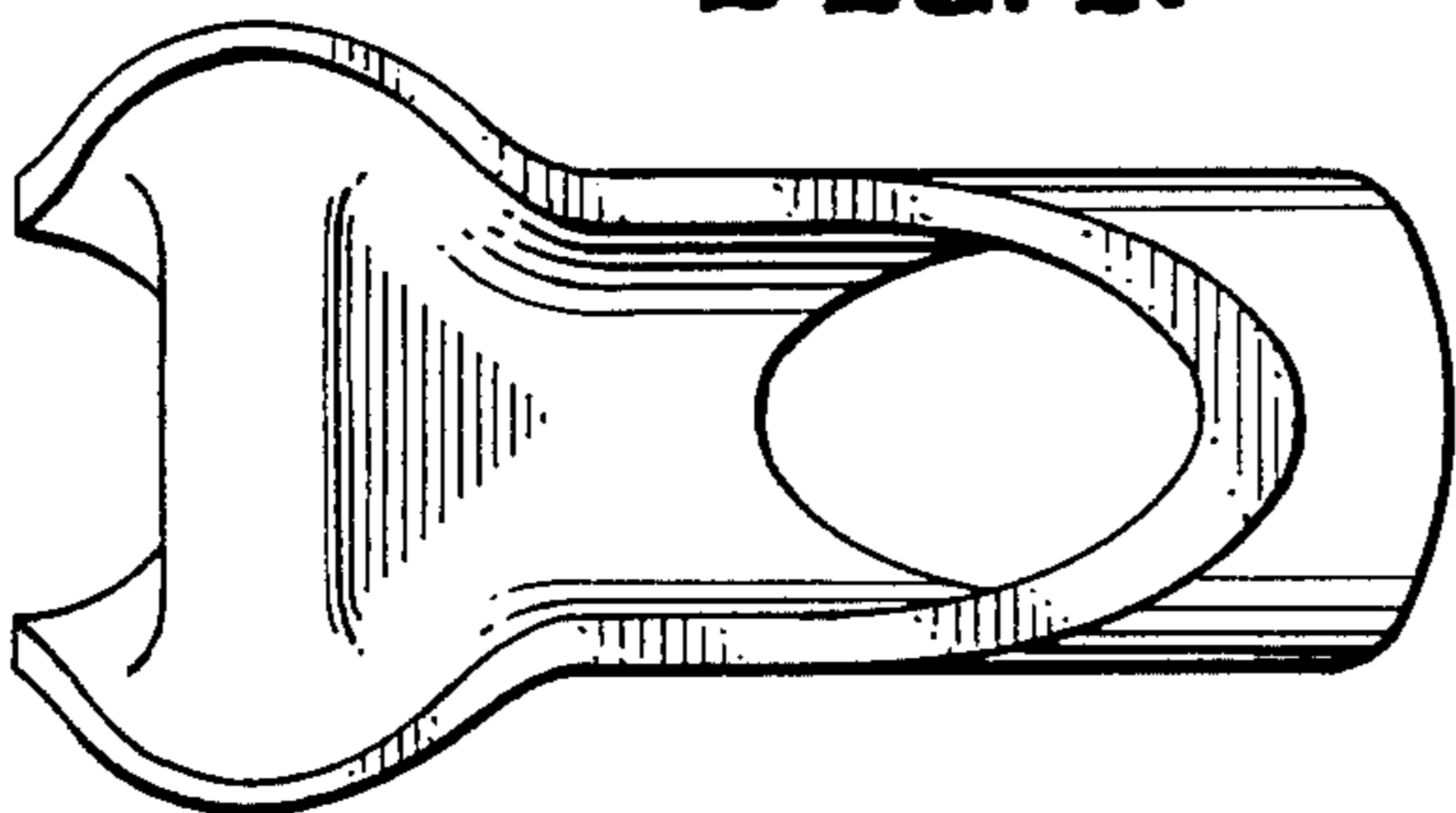


FIG. 5.

