

[54] HANDSET TELEPHONE MOUTHPIECE COVER

[76] Inventor: Anthony J. Oliver, 124 Mt. Auburn St., Cambridge, Mass. 02138

[**] Term: 14 Years

[21] Appl. No.: 135,195

[22] Filed: Dec. 21, 1987

[52] U.S. Cl. D14/249; D14/250; 379/452

[58] Field of Search D14/59, 66; D24/49; 379/452

[56] References Cited

U.S. PATENT DOCUMENTS

D. 30,434	3/1899	Miller	D9/438
D. 267,431	12/1982	Soatanelli	D24/49
D. 274,502	7/1984	Little	D9/438
D. 274,792	7/1984	Price	D9/438
D. 278,363	4/1985	Schenkel et al.	D24/49
D. 283,128	3/1986	Bate	D14/59
D. 291,306	8/1987	Espinosa	D14/59
D. 296,525	7/1988	Siegel	D9/438
2,475,303	7/1949	Allen et al.	D14/248
2,938,967	5/1960	Guandino	379/452
3,169,171	2/1965	Wachs et al.	379/452
3,238,313	3/1966	Kalogris	379/452
3,342,183	9/1967	Edenbaum	D24/49
4,486,628	12/1984	Thompson	379/452
4,751,731	6/1988	O'Connor	379/452

FOREIGN PATENT DOCUMENTS

1115288	4/1956	France	379/452
2612032	9/1988	France	379/451
98669	7/1923	Switzerland	379/452
353995	8/1931	United Kingdom	379/452
0406198	2/1934	United Kingdom	379/452
829193	3/1960	United Kingdom	379/452

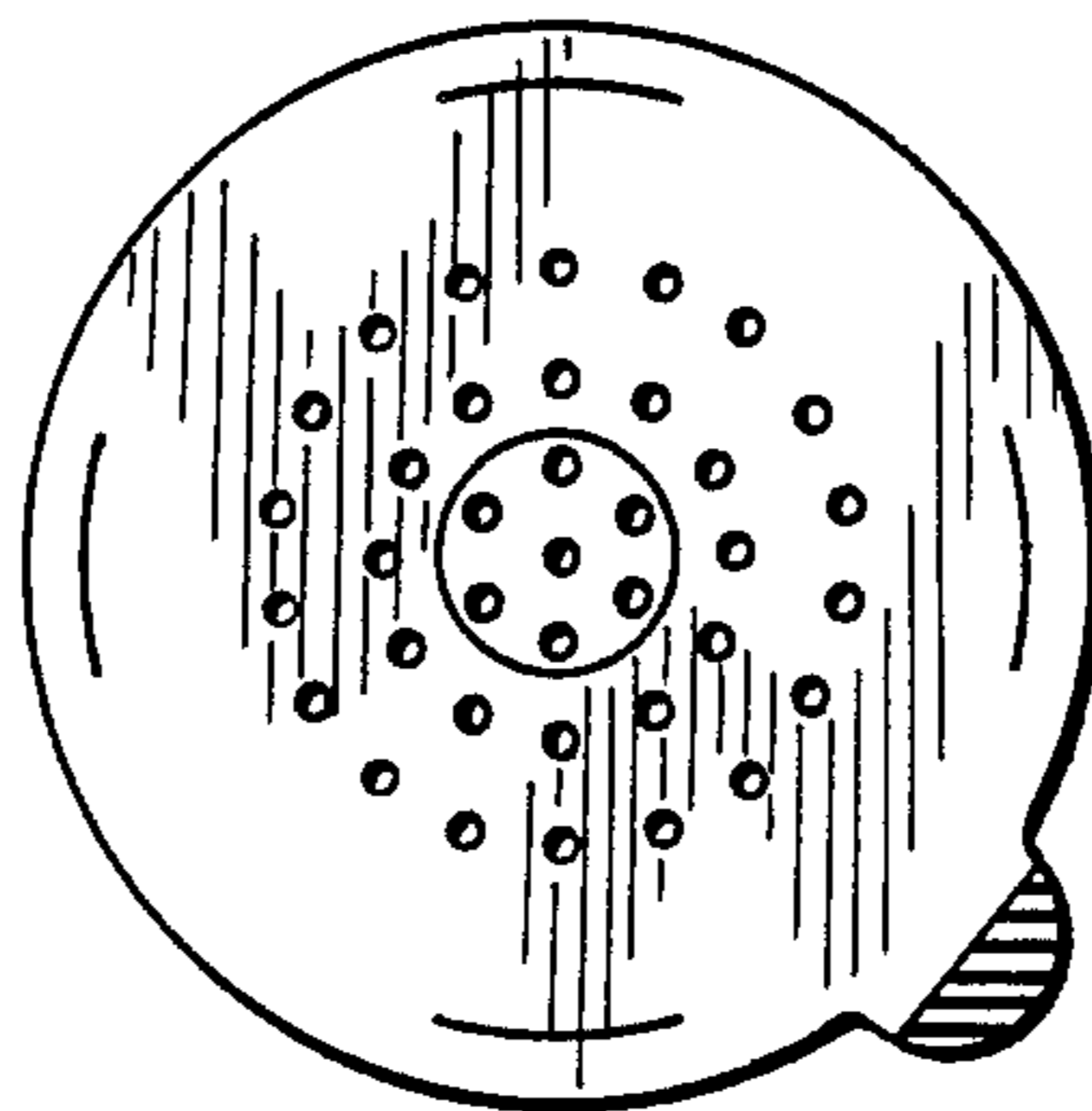
Primary Examiner—Horace B. Fay, Jr.
Attorney, Agent, or Firm—Charles A. McClure

[57] CLAIM

The ornamental design for handset telephone mouthpiece cover, as shown and described.

DESCRIPTION

FIG. 1 is a top plan view of a handset telephone mouthpiece cover showing my new design;
 FIG. 2 is a bottom plan view thereof;
 FIG. 3 is a greatly enlarged fragmentary side elevational view of an edge portion of the cover, taken as indicated at lines 3—3 on FIG. 2, and showing a groove visible only as a line in that view;
 FIG. 4 is a front perspective view of the cover over a mouthpiece of a telephone handset shown in broken lines; and
 FIG. 5 is a side elevational view thereof oriented with its tab fully to the right, the side opposite view being a mirror image.
 The broken line showing of a handset in FIG. 4 is for illustrative purposes only and forms no part of the claimed design.



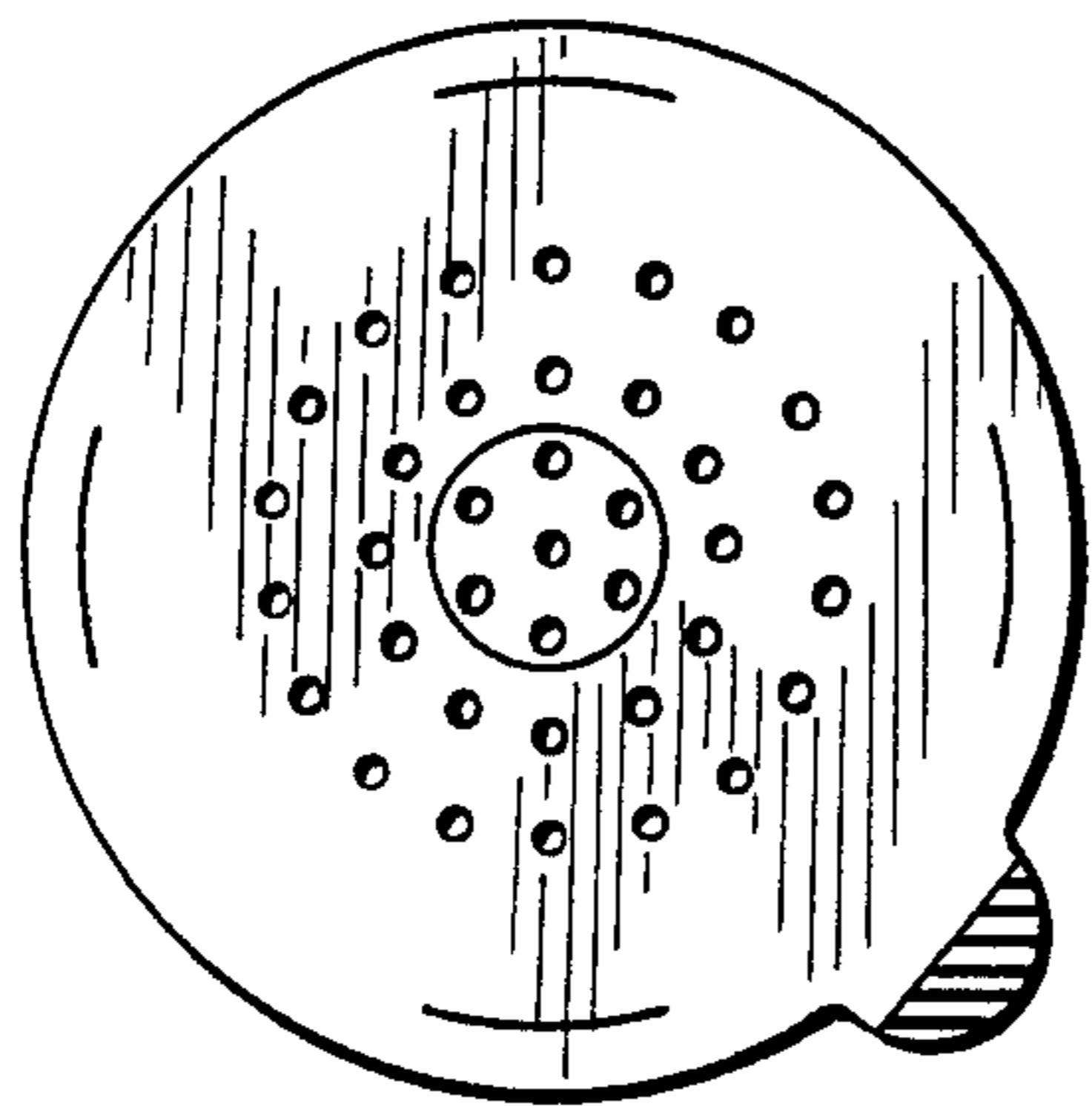


FIG. 1

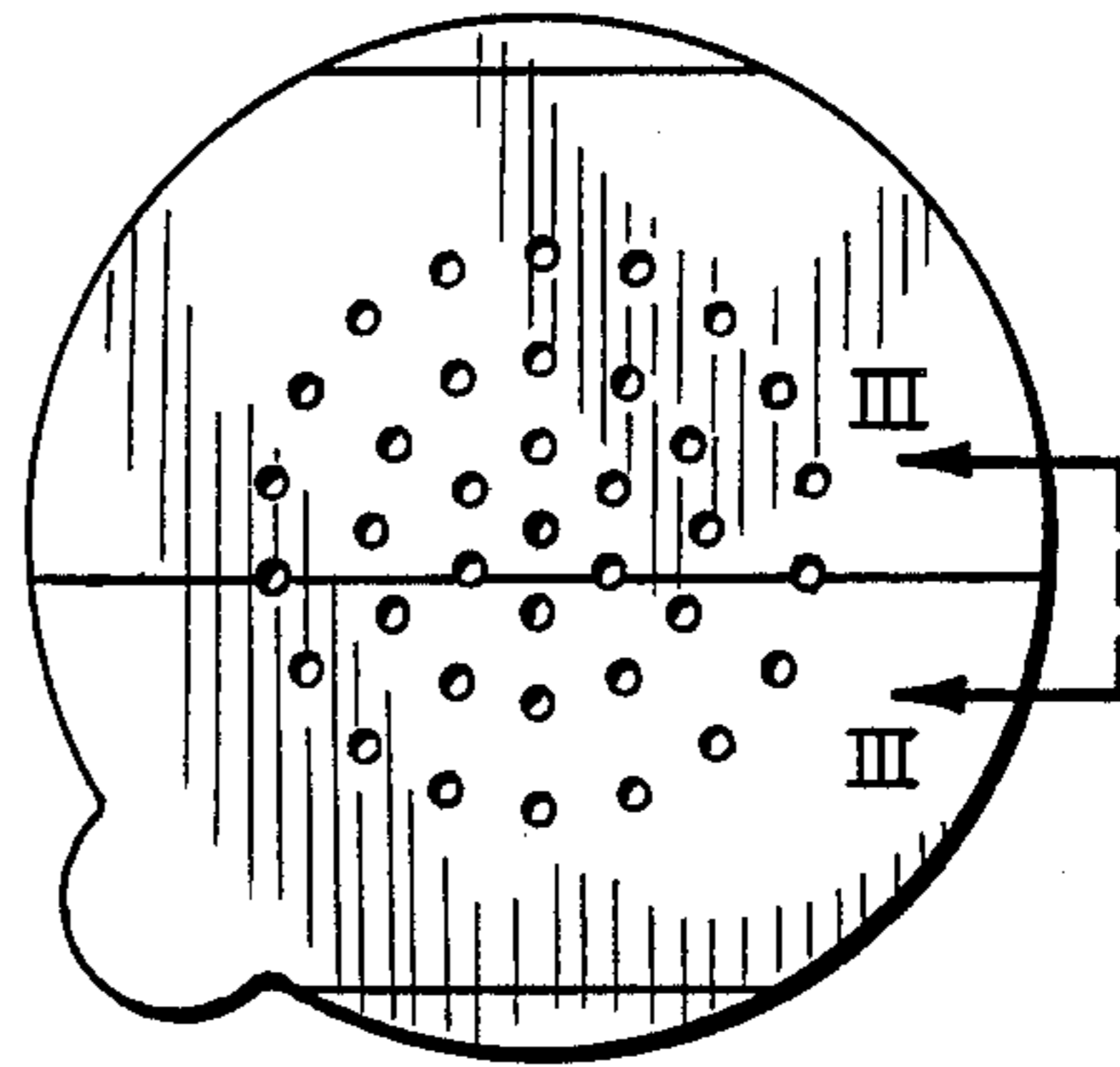


FIG. 2

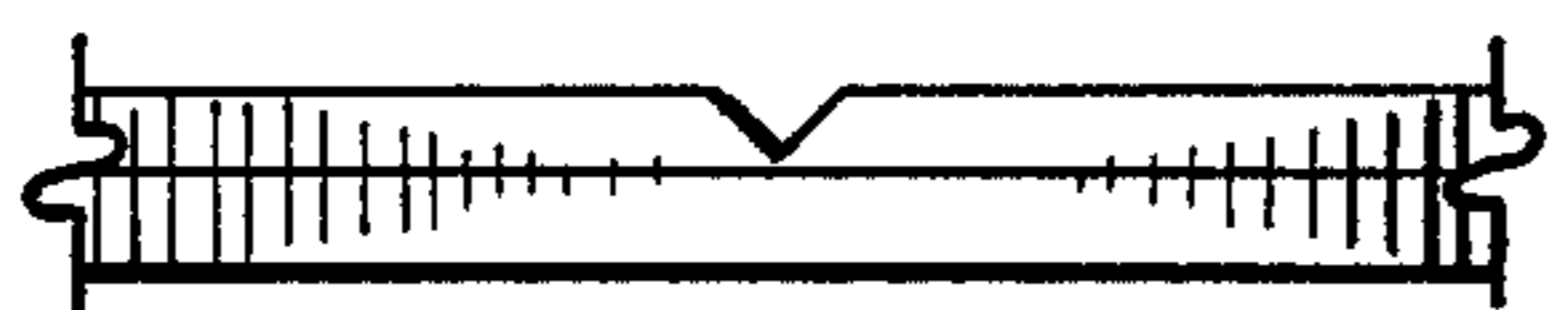


FIG. 3

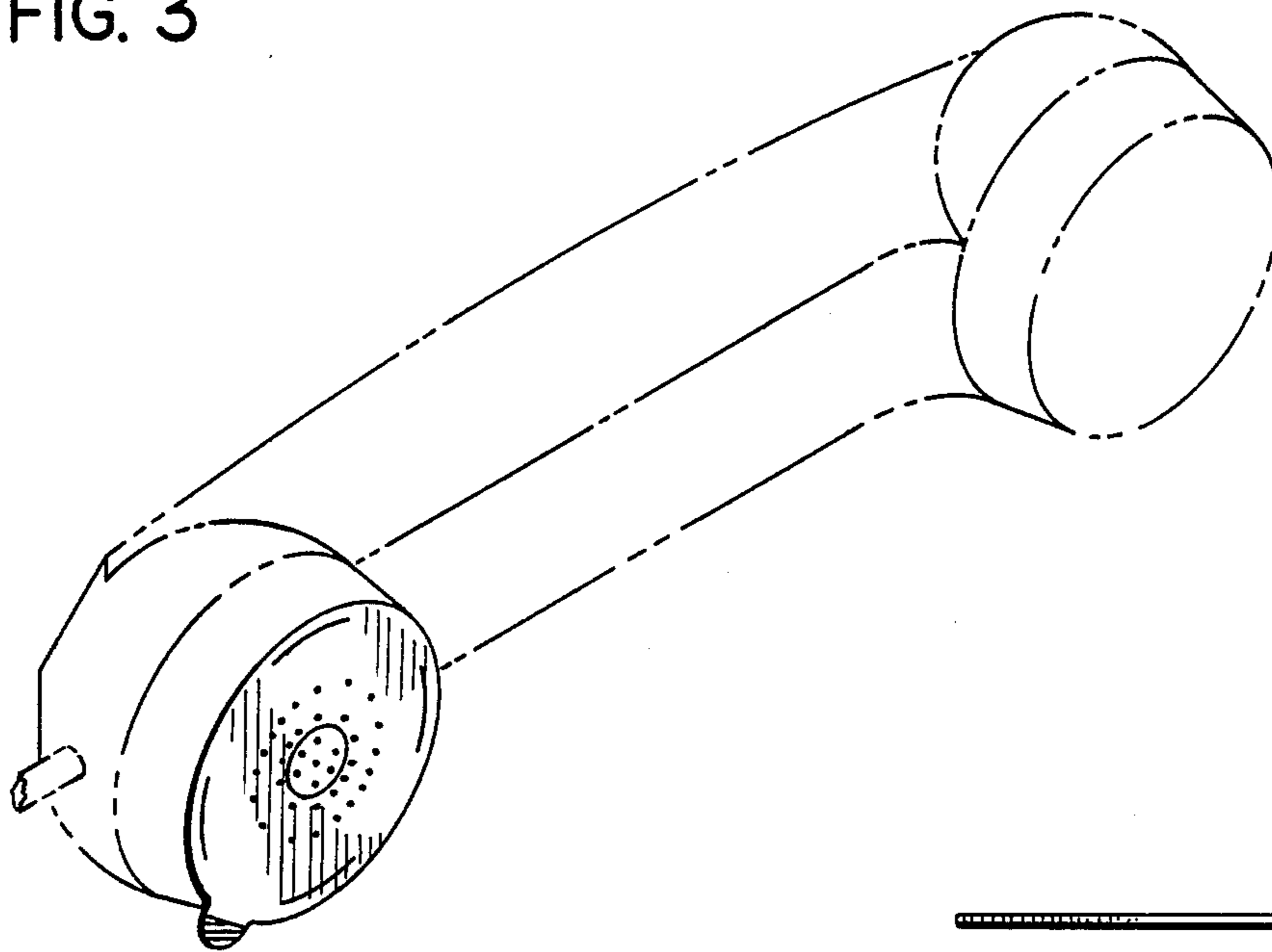


FIG. 4



FIG. 5