

[54] TRUCK CAB

[75] Inventors: Jeffery E. Kerney, Hayward; Charles E. Koske, Fremont; Daniel E. Oen, San Francisco, all of Calif.

[73] Assignee: Paccar Inc., Bellevue, Wash.

[\*\*] Term: 14 Years

[21] Appl. No.: 91,257

[22] Filed: Aug. 31, 1987

[52] U.S. Cl. .... D12/96

[58] Field of Search ..... D12/96, 97; 296/190; 180/89.12, 89.13

[56] References Cited

U.S. PATENT DOCUMENTS

D. 291,982 9/1987 Simons et al. .... D12/96

OTHER PUBLICATIONS

Commercial Carrier Journal, 8/85, p. 1, International Truck Cab.

Commercial Carrier Journal, 9/85, p. 11, Truck Cab, bottom left side of page.

Commercial Carrier Journal, 12/85, p. 79, Freightliner Truck Cab, bottom right side of page.

Commercial Carrier Journal, 3/86, p. 162, Truck Cab, bottom left side of page.

Commercial Carrier Journal, 1/87, p. 105, G.M.C. Truck Cab, top of page.

Commercial Carrier Journal, 2/87, p. 97, Kenworth Truck Cab, center of page.

Commercial Carrier Journal, 3/87, rear cover, Peterbilt Truck Cab.

Commercial Carrier Journal, 5/87, p. 34, Volvo White Truck Cab.

Brochure: Ford Co. advertising Ford LTL-9000-8/84. Brochure: Mack Trucks advertising Super Liner II-1985.

Brochure: Kenworth advertising W900 BIT-3/81.

Brochure: Freightliner advertising Medium Conventional-1985.

Brochure: Marmon advertising Silver 92 Diesel Engines-5/84.

Brochure: Kenworth advertising W900 Series Trucks-1982.

Brochure: Volvo White advertising Integral Tall Sleeper-1986.

Brochure: Kenworth advertising T600A Model Truck-1985.

Brochure: International advertising Premium Conventional-1986.

Primary Examiner—James M. Gandy


Attorney, Agent, or Firm—Flehr, Hohbach, Test, Albritton & Herbert

[57] CLAIM

The ornamental design for a truck cab, as shown.

DESCRIPTION

FIG. 1 is a perspective view of the top, front and left side of the truck cab showing our new design; FIG. 2 is a left side elevation view thereof; FIG. 3 is a right side elevation view thereof; FIG. 4 is an enlarged front elevation view thereof; FIG. 5 is a rear elevation view thereof; and FIG. 6 is a top plan view thereof.






FIG.—1




FIG.—2




FIG. — 3

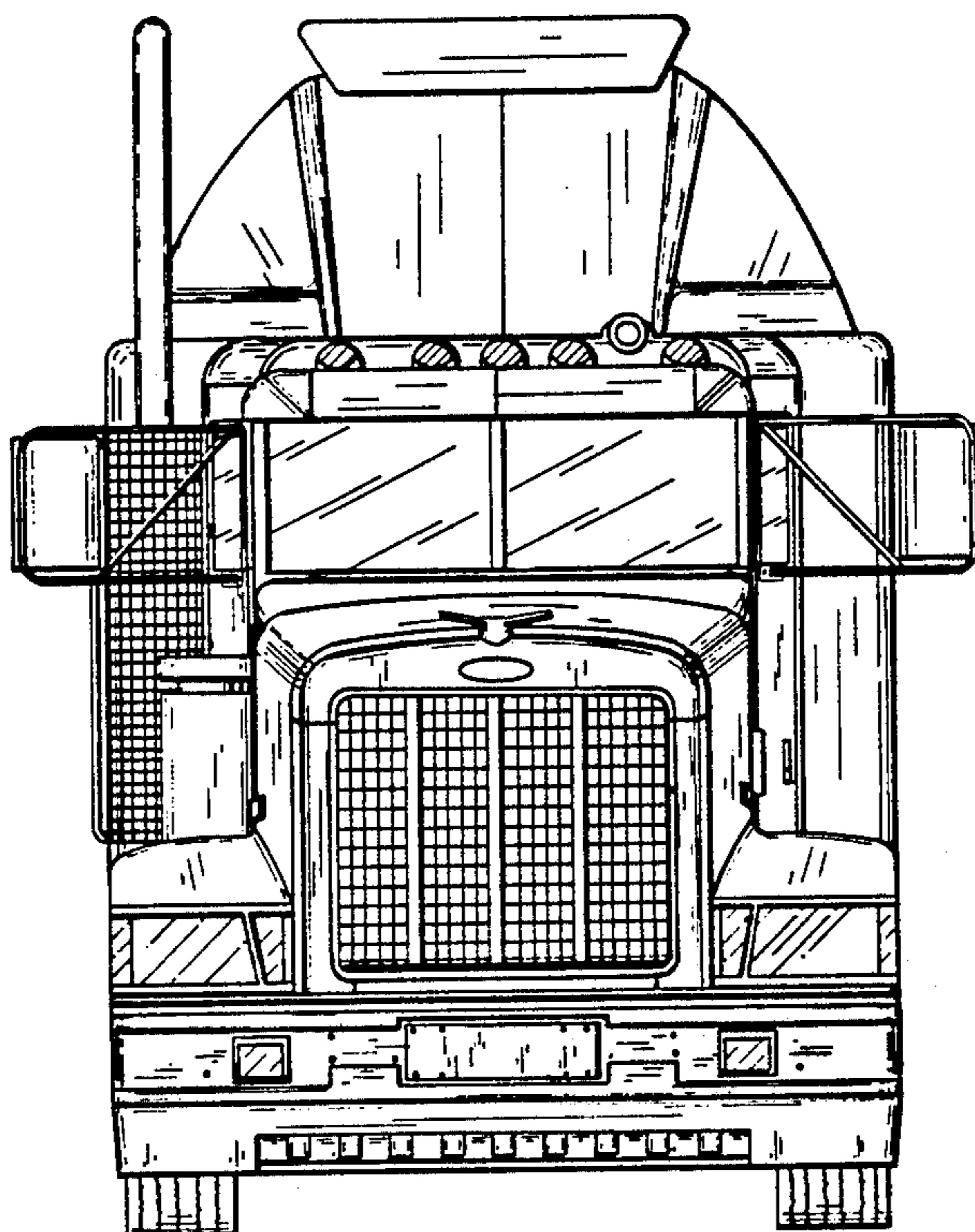


FIG. — 4




FIG. — 5




FIG. — 6