

- [54] **SCREW HOLDING ATTACHMENT FOR A SCREWDRIVER**
- [76] Inventor: **Billy R. Geckle, 11 Center St., West Leipsic, Ohio 45856**
- [**] Term: **14 Years**
- [21] Appl. No.: **857,815**
- [22] Filed: **Apr. 28, 1986**
- [52] U.S. Cl. **D8/14; D8/71; D8/82**
- [58] Field of Search **D8/82-87, D8/70, 14, 71; D15/139, 177.1; 81/125, 452; 7/165**

[56] **References Cited**

U.S. PATENT DOCUMENTS

76,218	3/1868	March	7/165
757,457	9/1900	Schneider	81/451
1,325,383	12/1919	Sontheimer	81/451
1,360,500	11/1920	Coll	81/177.1
2,641,290	6/1953	Webb	7/165
3,245,446	4/1966	Morifuji	81/452
3,298,410	1/1967	Morifuji	145/52

4,526,072 7/1985 Manhoff, Jr. 81/452

FOREIGN PATENT DOCUMENTS

1009349 3/1952 France 81/452

259902 6/1949 Switzerland 81/452

Primary Examiner—Bruce W. Dunkins
Assistant Examiner—Clare E. Heflin
Attorney, Agent, or Firm—Terry M. Gernstein

[57] **CLAIM**

The ornamental design for a screw holding attachment for a screwdriver, as shown and described.

DESCRIPTION

FIG. 1 is an exploded side elevational view of the screw holding attachment for a screwdriver showing my new design;

FIG. 2 is a side elevational view thereof, the opposite side being identical;

FIG. 3 is a top plan view thereof;

FIG. 4 is a bottom plan view thereof.

The broken line showing of the screwdriver is for illustrative purposes only and forms no part of the claimed design.

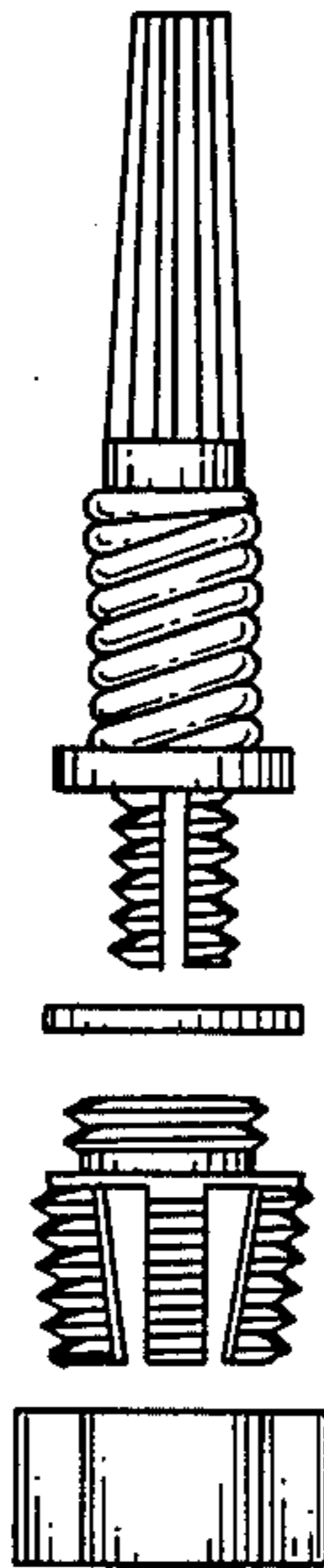


Fig. 1




Fig. 2

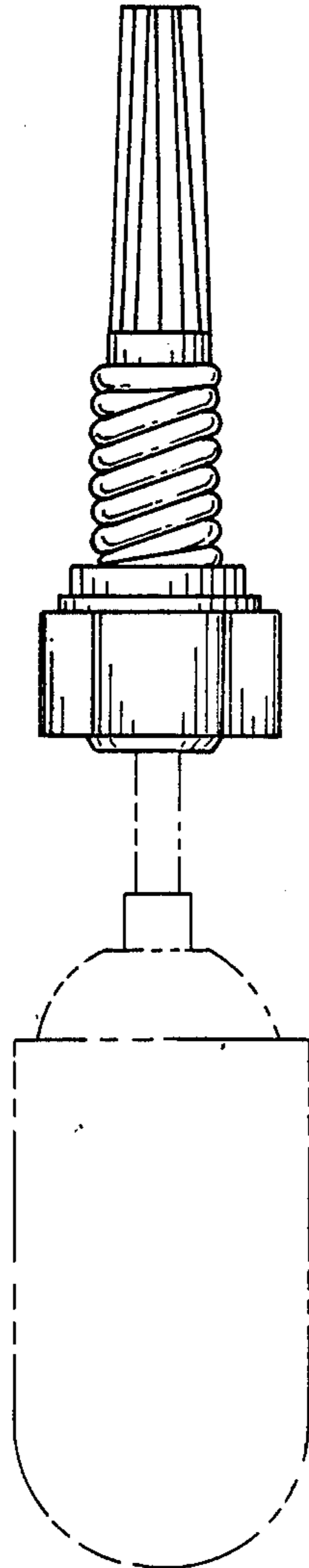


Fig. 3

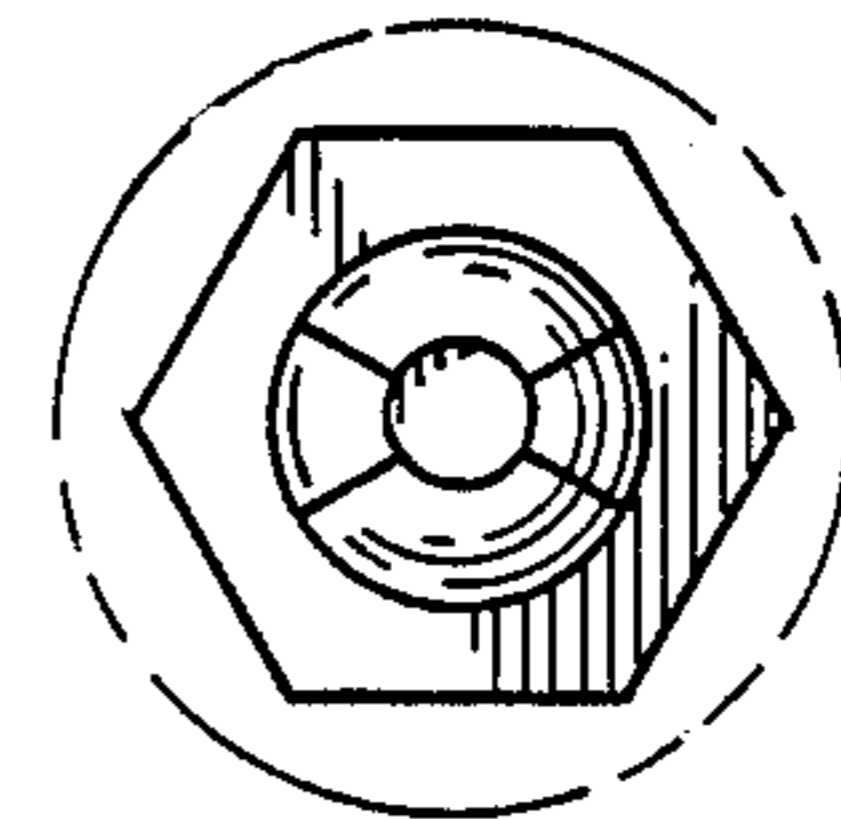
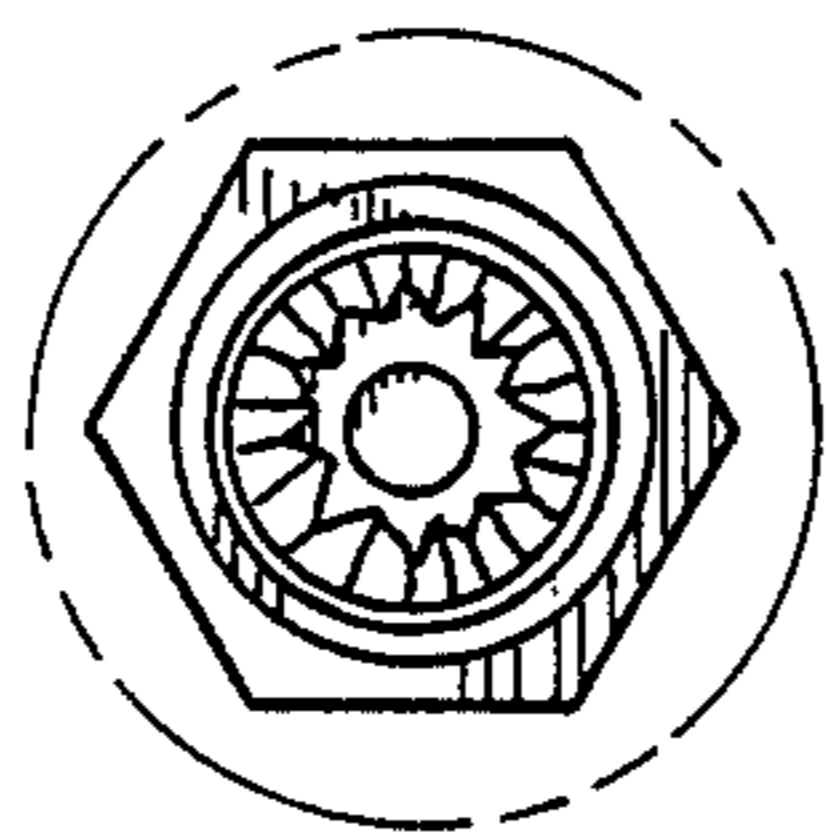


Fig. 4