

# United States Patent [19]

Kolton et al.

[11] Patent Number: **Des. 307,679**

[45] Date of Patent: **\*\* May 8, 1990**

[54] **HANGER FOR SUSPENDERS**

[75] Inventors: **Chester Kolton, Westfield; Stuart S. Spater, Livingston, both of N.J.**

[73] Assignee: **B & G Plastics, Inc., New York, N.Y.**

[\*\*] Term: **14 Years**

[21] Appl. No.: **185,818**

[22] Filed: **Apr. 25, 1988**

[52] U.S. Cl. .... **D6/315**

[58] Field of Search ..... **D6/315, 513; 211/113; 223/85, 87, DIG. 1; 40/322**

[56] **References Cited**

### U.S. PATENT DOCUMENTS

D. 182,259 3/1958 Tupper ..... D6/315  
D. 195,017 4/1963 Wilhelm ..... D6/315  
D. 264,789 6/1982 Zyla et al. .... D6/315

1,690,694 11/1928 Nissen ..... D6/315  
3,215,385 11/1965 Rockland ..... 211/113  
3,398,867 8/1968 Taylor et al. .... D6/319  
4,765,467 8/1988 Kolton et al. .... 211/113

*Primary Examiner*—B. J. Bullock  
*Attorney, Agent, or Firm*—Robin, Blecker, Daley & Driscoll

### [57] CLAIM

The ornamental design of a hanger for suspenders, as shown and described.

### DESCRIPTION

FIG. 1 is a front elevational view of a hanger for suspenders showing our new design;  
FIG. 2 is a top plan view thereof;  
FIG. 3 is a right side elevational view thereof;  
FIG. 4 is a bottom plan view thereof; and  
FIG. 5 is a rear elevational view thereof.

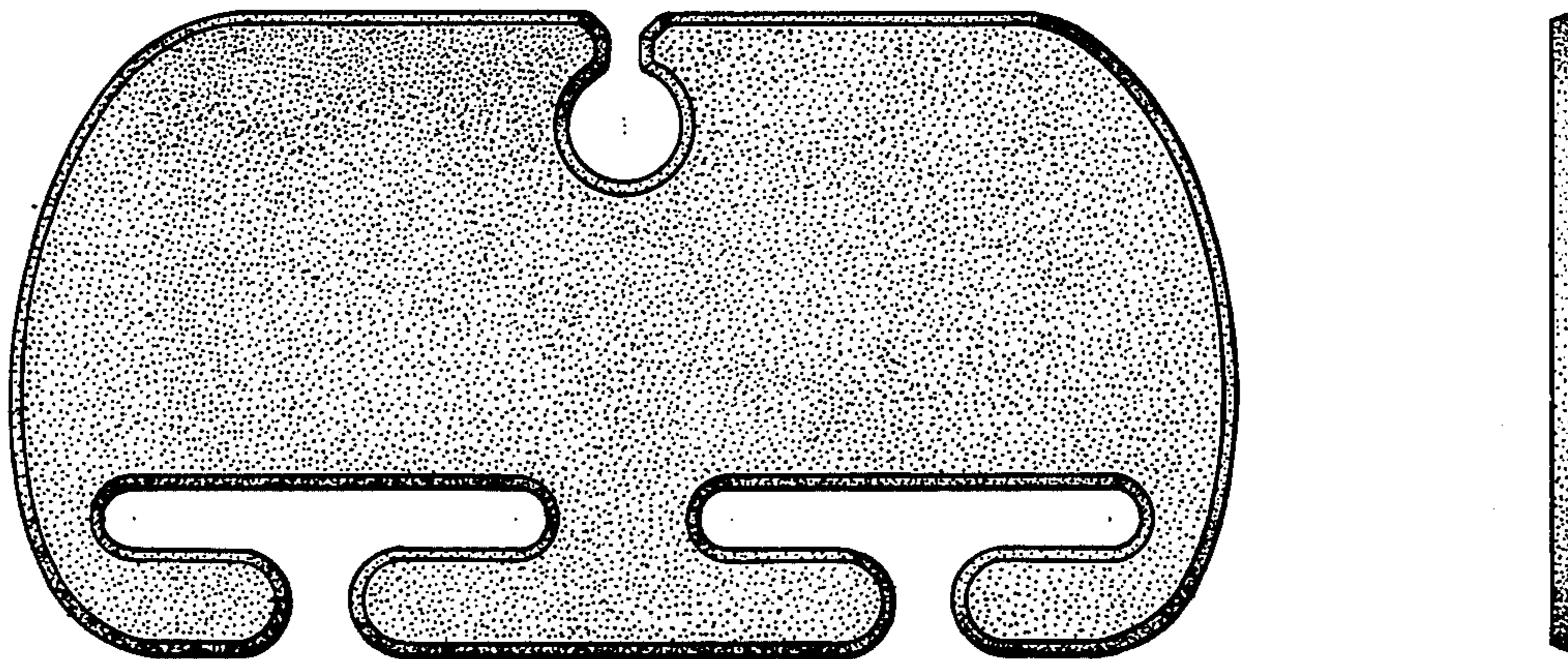




FIG. 2

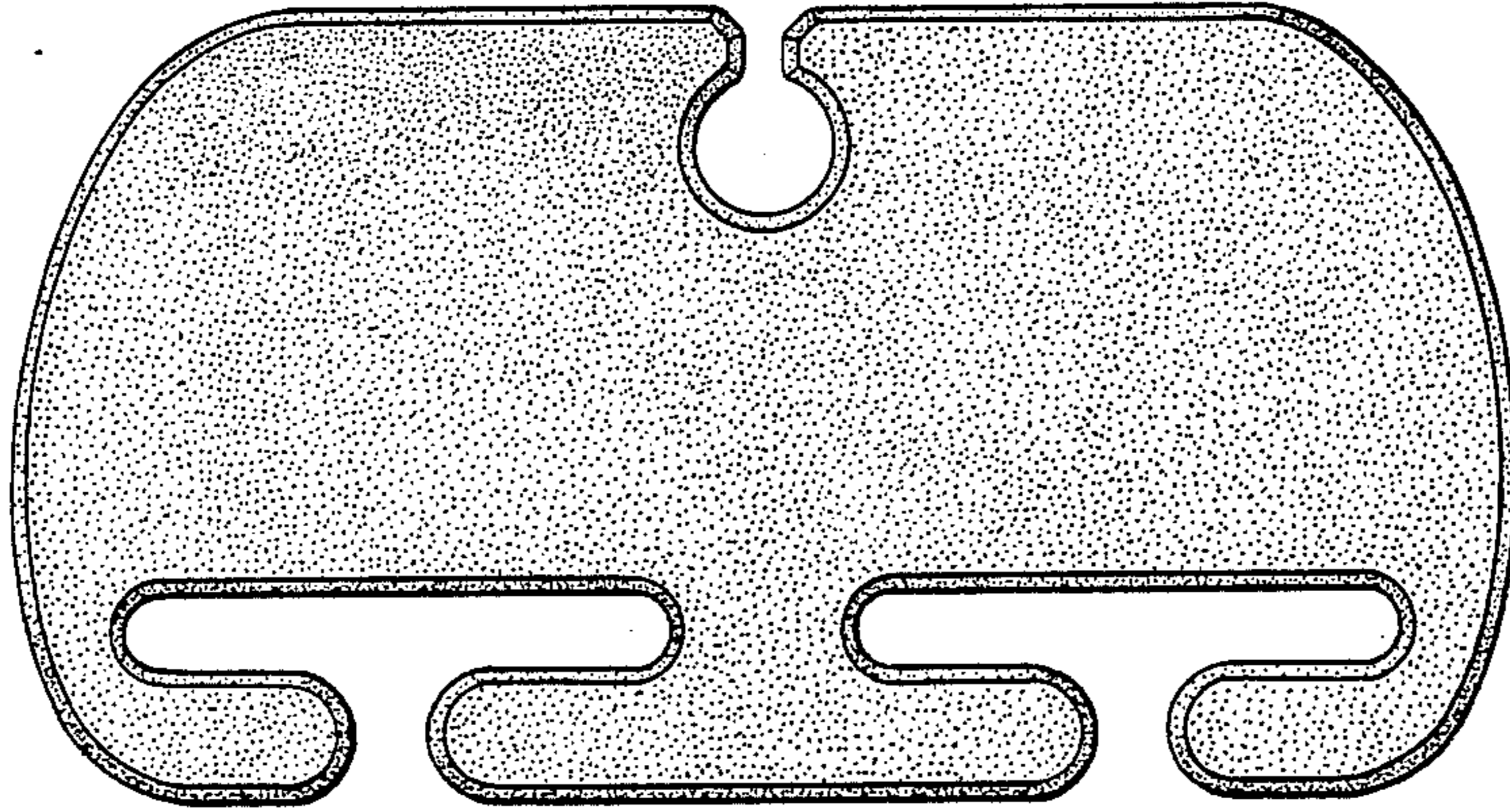


FIG. 1



FIG. 3



FIG. 4

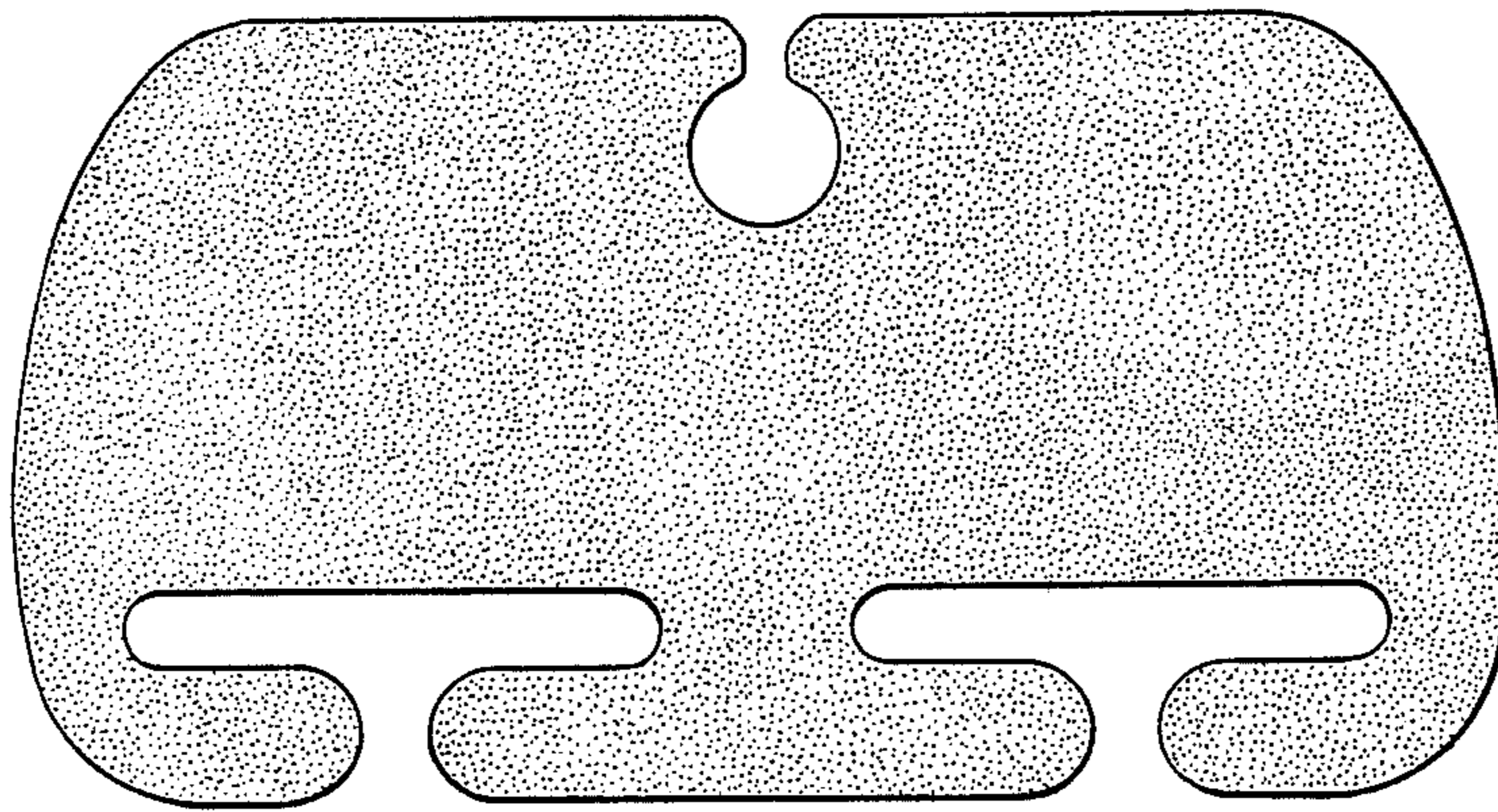


FIG. 5