

[54] **COMBINED KEY RING AND HOLDER THEREFOR**

[76] **Inventor: Karen J. Satterly, 6318 Oak Valley Dr., Louisville, Ky. 40214**

[**] **Term: 14 Years**

[21] **Appl. No.: 66,411**

[22] **Filed: Jun. 25, 1987**

[52] **U.S. Cl. D3/61; D11/216**

[58] **Field of Search D3/61-65;
24/3 K, 371, 373, 241 R, 241 S, 234, 314, 230.5
AD, 241 PS, 241 SB, 241 SP, 239, 241 SL;
D11/216, 218, 212**

[56] **References Cited**

U.S. PATENT DOCUMENTS

- D. 251,755 5/1979 Patience D3/62
- D. 297,771 9/1988 Thomas D3/106
- D. 300,582 4/1989 Hodge D3/62

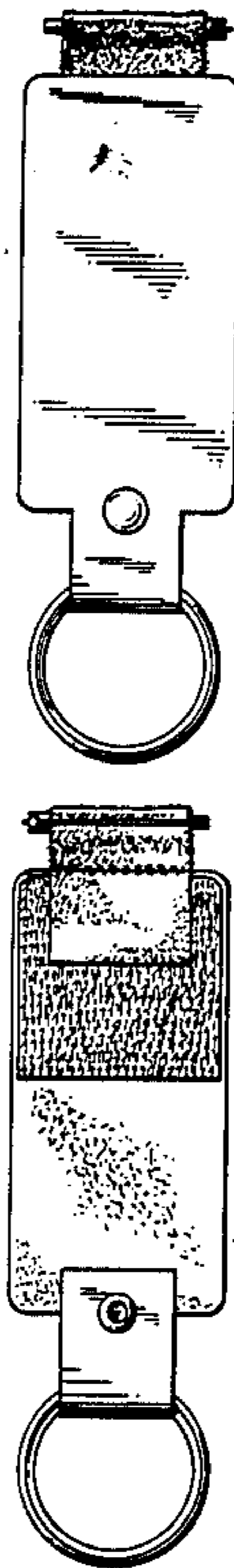
Primary Examiner—Louis S. Zarfes
Assistant Examiner—R. T. Seifert
Attorney, Agent, or Firm—Richard C. Litman

[57] **CLAIM**

The ornamental design for a combined key ring and holder therefor, as shown.

DESCRIPTION

FIG. 1 is a front elevational view of a combined key ring and holder therefor showing my new design; FIG. 2 is a rear elevational view; FIG. 3 is a right side elevational view, the left side being a mirror image; FIG. 4 is a top plan view; FIG. 5 is a bottom plan view; FIG. 6 is a rear elevational view of the key ring with the holder removed for clarity of illustration; and FIG. 7 is a front elevational view of the holder with the key ring removed for clarity of illustration.



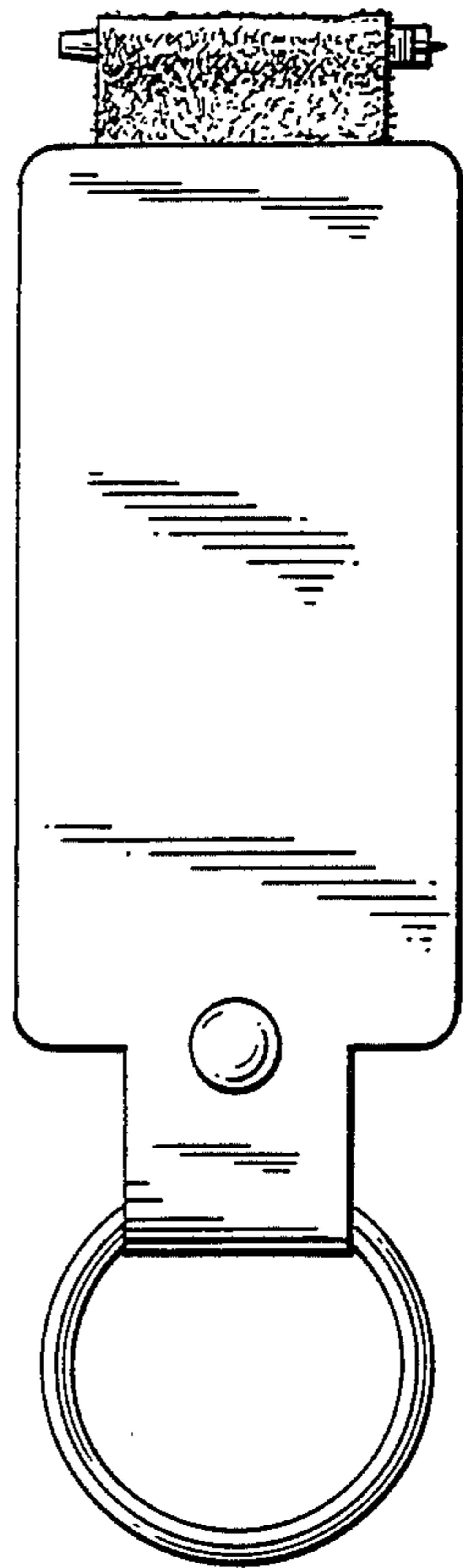


FIG. 1

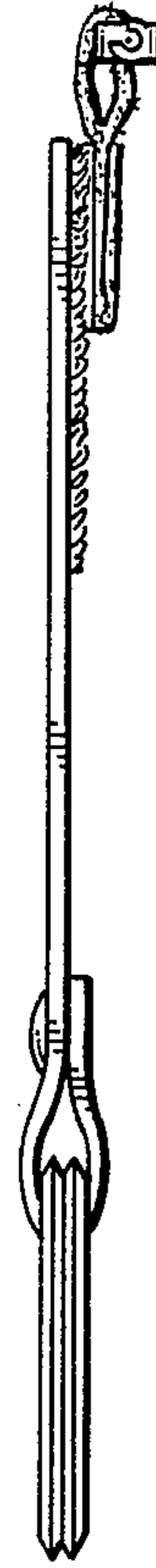


FIG. 3




FIG. 2




FIG. 4




FIG. 5




FIG. 6




FIG. 7