

[54] **FIRE EXTINGUISHER**  
[76] **Inventor: Richard C. Arrington, 2585 King Cir., Conyers, Ga. 30208**  
[\*\*] **Term: 14 Years**  
[21] **Appl. No.: 45,123**  
[22] **Filed: May 1, 1987**  
[52] **U.S. Cl. .... D29/2; D9/300**  
[58] **Field of Search .... D29/1, 2, 3, 4, 5; D9/448, 300; 169/75, 74, 88, 31; 239/337, 308; 222/402.13, 402.11, 402.1**

3,779,427 12/1973 Ewald ..... D9/448  
4,441,632 4/1984 Stody ..... 239/308  
4,815,541 3/1989 Arrington ..... 169/75

*Primary Examiner*—Wallace R. Burke  
*Assistant Examiner*—Kay H. Chin  
*Attorney, Agent, or Firm*—Dority & Manning

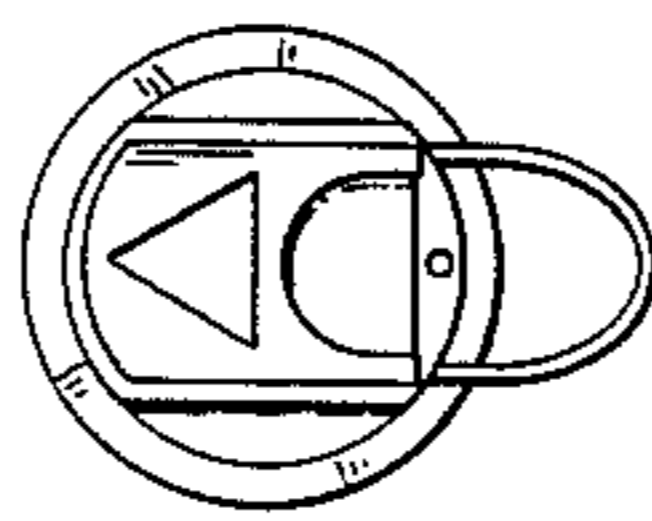

[57] **CLAIM**


The ornamental design for a fire extinguisher, as shown and described.

**DESCRIPTION**


FIG. 1 is a front elevational view of a fire extinguisher showing my new design;  
FIG. 2 is a right side elevational view thereof;  
FIG. 3 is a top plan view thereof;  
FIG. 4 is a left side elevational view thereof;  
FIG. 5 is a rear elevational view thereof; and  
FIG. 6 is a bottom plan view thereof.

[56] **References Cited**  
**U.S. PATENT DOCUMENTS**  
D. 152,645 2/1949 Narkiewicz ..... D29/2  
2,921,722 1/1960 Focht ..... D9/448  
2,941,700 6/1960 Gable ..... D9/448  
3,227,321 1/1966 Sagarin ..... D9/300

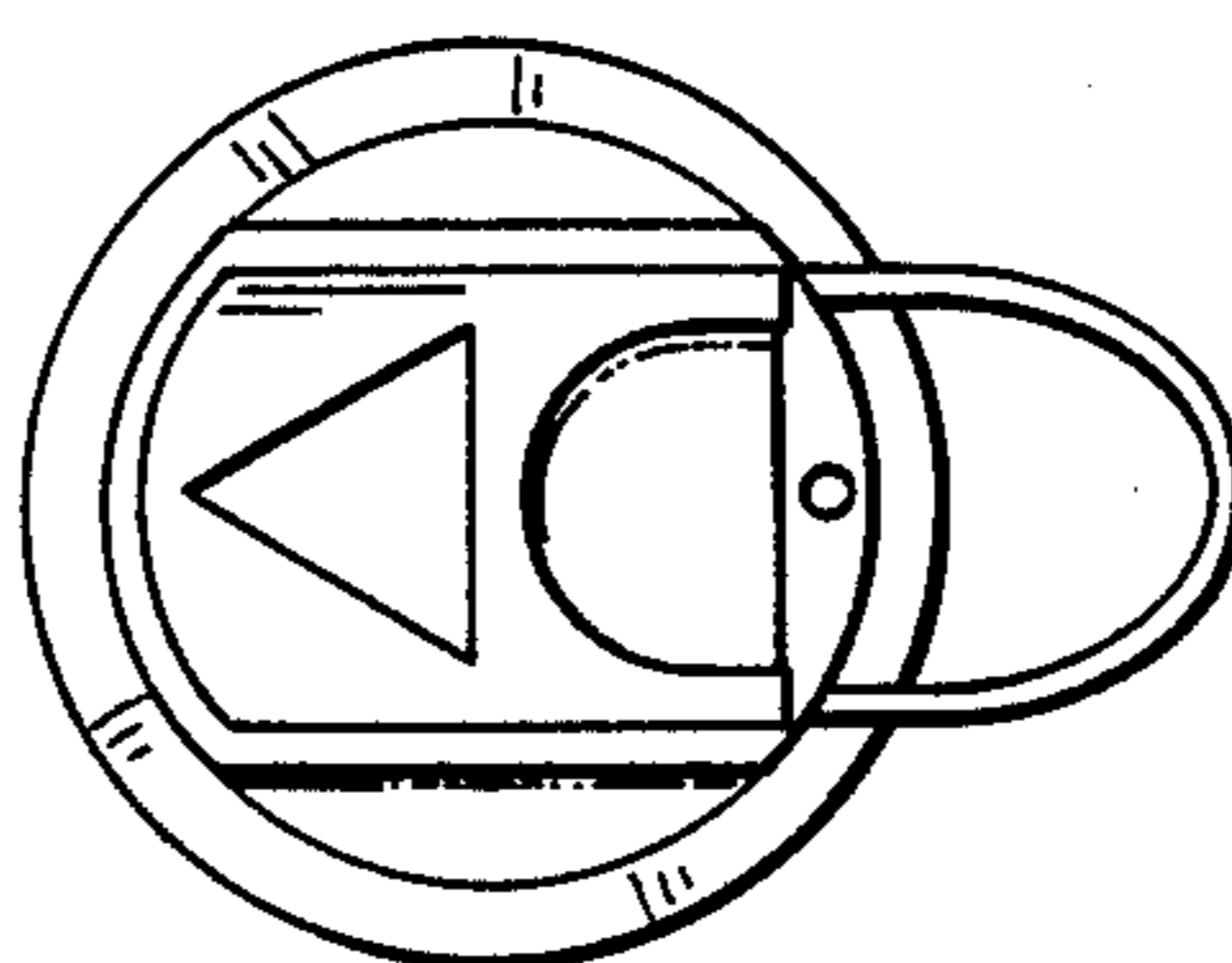




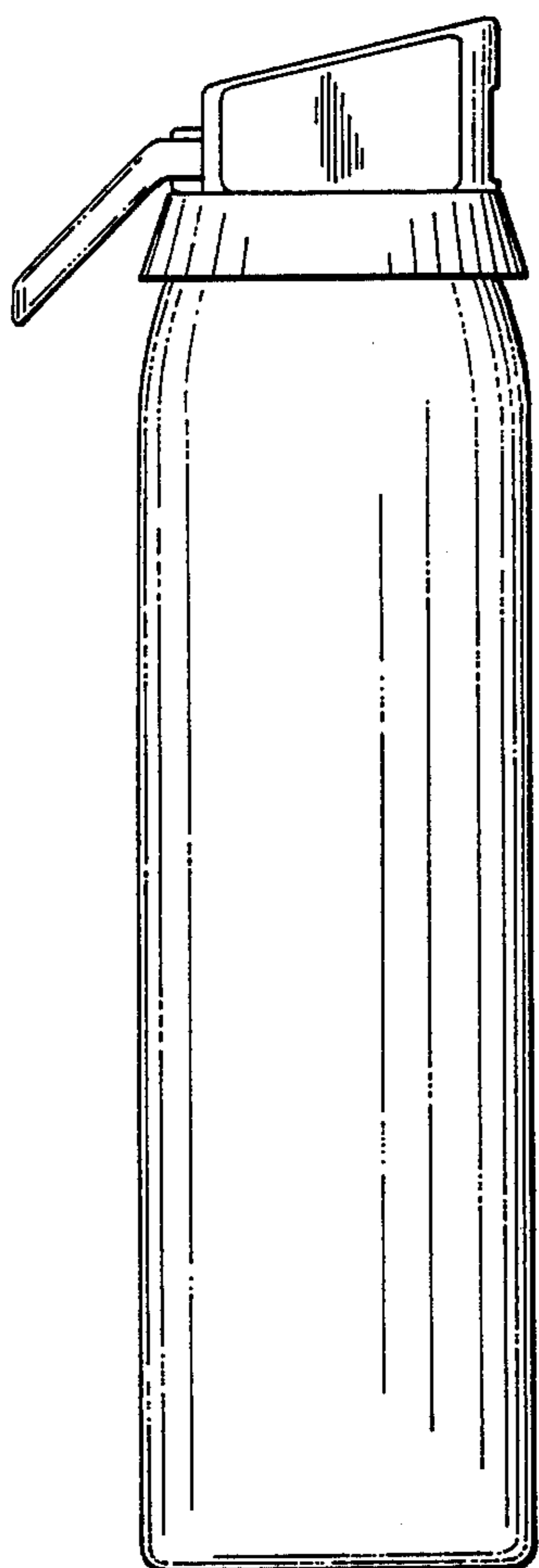
*Fig. 1*




*Fig. 2*



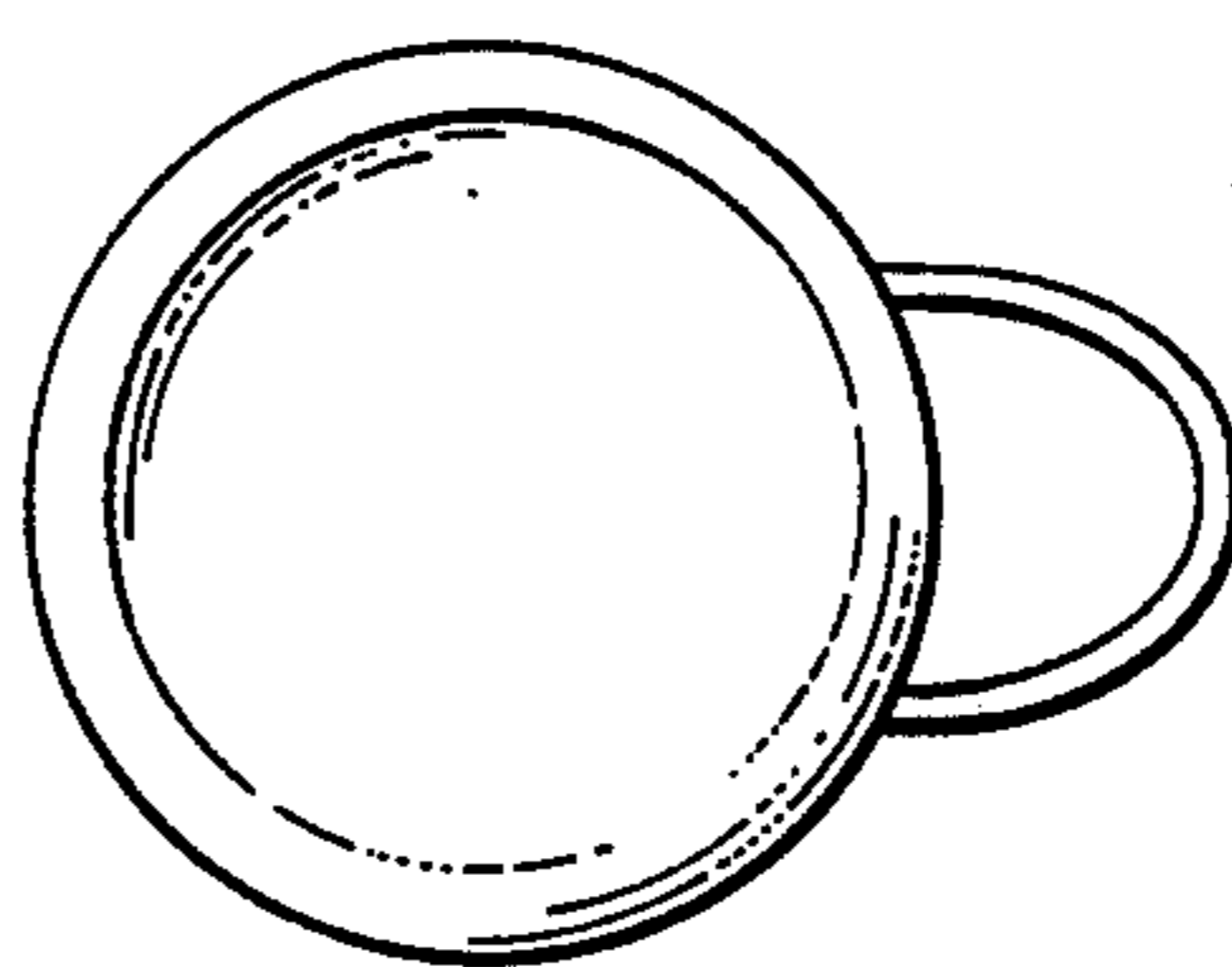
*Fig. 3*



*Fig. 4*



*Fig. 5*



*Fig. 6*