

[54] LIGHTING FIXTURE

[75] Inventors: William Segill, Newton; Mark E. Segill, Framingham; Michael Dangelo, Seekonk, all of Mass.

[73] Assignee: American Lighting Fixture Corp., Tauton, Mass.

[**] Term: 14 Years

[21] Appl. No.: 196,961

[22] Filed: May 20, 1988

[52] U.S. Cl. D26/91; D26/85

[58] Field of Search D26/72, 80-92; 362/806, 362, 404-408, 147, 351, 360

[56] References Cited

U.S. PATENT DOCUMENTS

D. 80,493	2/1930	Rosenblatt	D26/91
D. 80,913	4/1930	Rosenblatt	D26/91
D. 83,633	3/1931	McFadden	D26/81
1,791,886	2/1931	Colucci	362/360

OTHER PUBLICATIONS

Home Lighting & Accessories, 12-1985, p. 77, Lighting Fixture #L12813.

Wilshire Lighting Catalog, 1983, p. 10, Chandelier #W228/14.

Wilshire Lighting Catalog, 1984, p. 6, Lighting Fixture #W944/6.

Wilshire Lighting Catalog, 1984, p. 14, Chandelier #W727/9.

Primary Examiner—Susan J. Lucas

Attorney, Agent, or Firm—Wolf, Greenfield & Sacks

[57] CLAIM

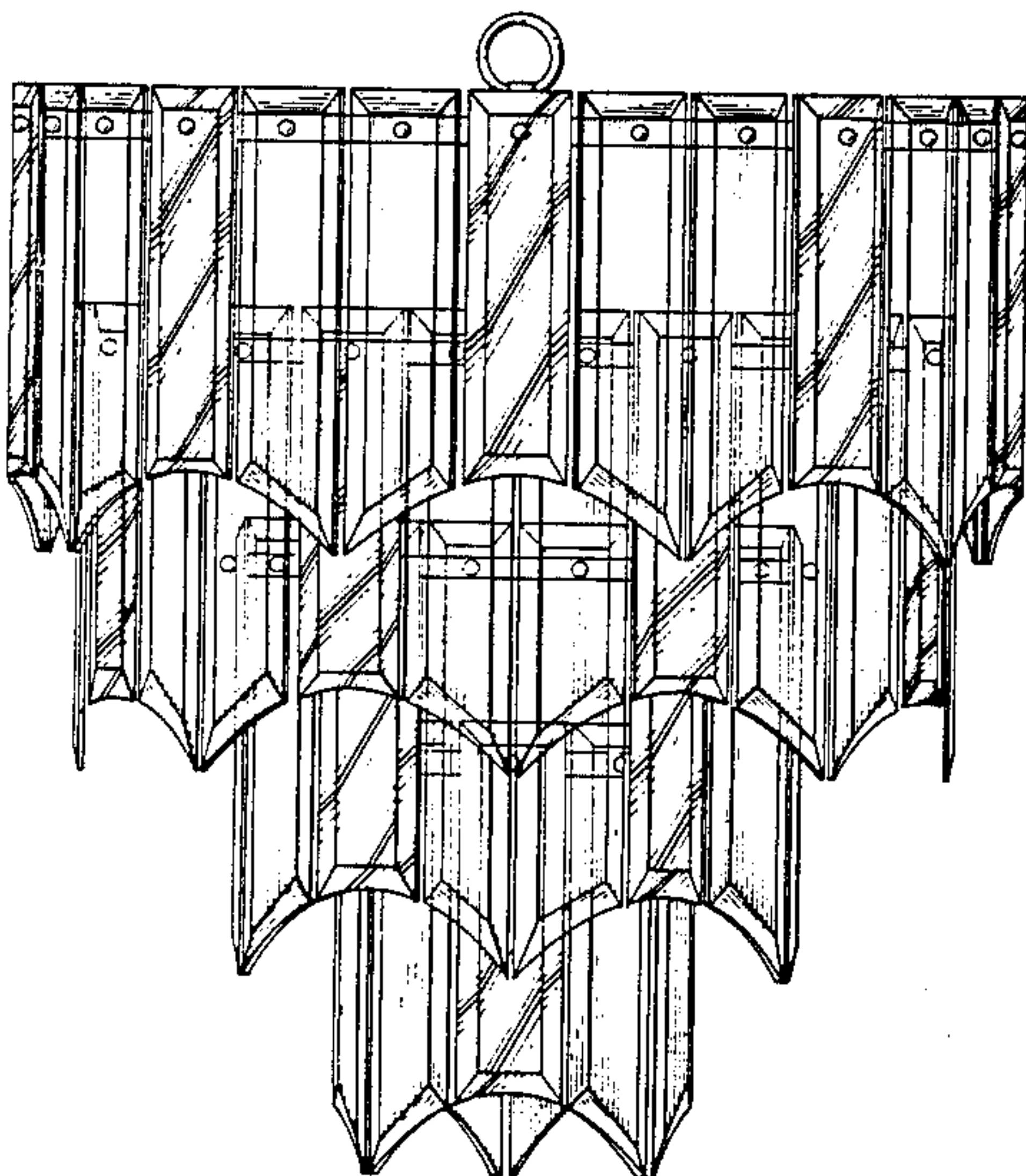
The ornamental design for a lighting fixture, as shown and described.

DESCRIPTION

FIG. 1 is a side elevational view of a lighting fixture showing our new design, all sides being identical; FIG. 2 is a top plan view thereof, on an enlarged scale; FIG. 3 is a bottom plan view thereof on an enlarged scale.

FIG. 4 is a fragmentary side elevational view thereof on an enlarged scale, the side being cut away to show the interior lights.

The rectangular panels of the fixture are shaded with oblique lines to indicate translucency. The remaining panels are transparent.



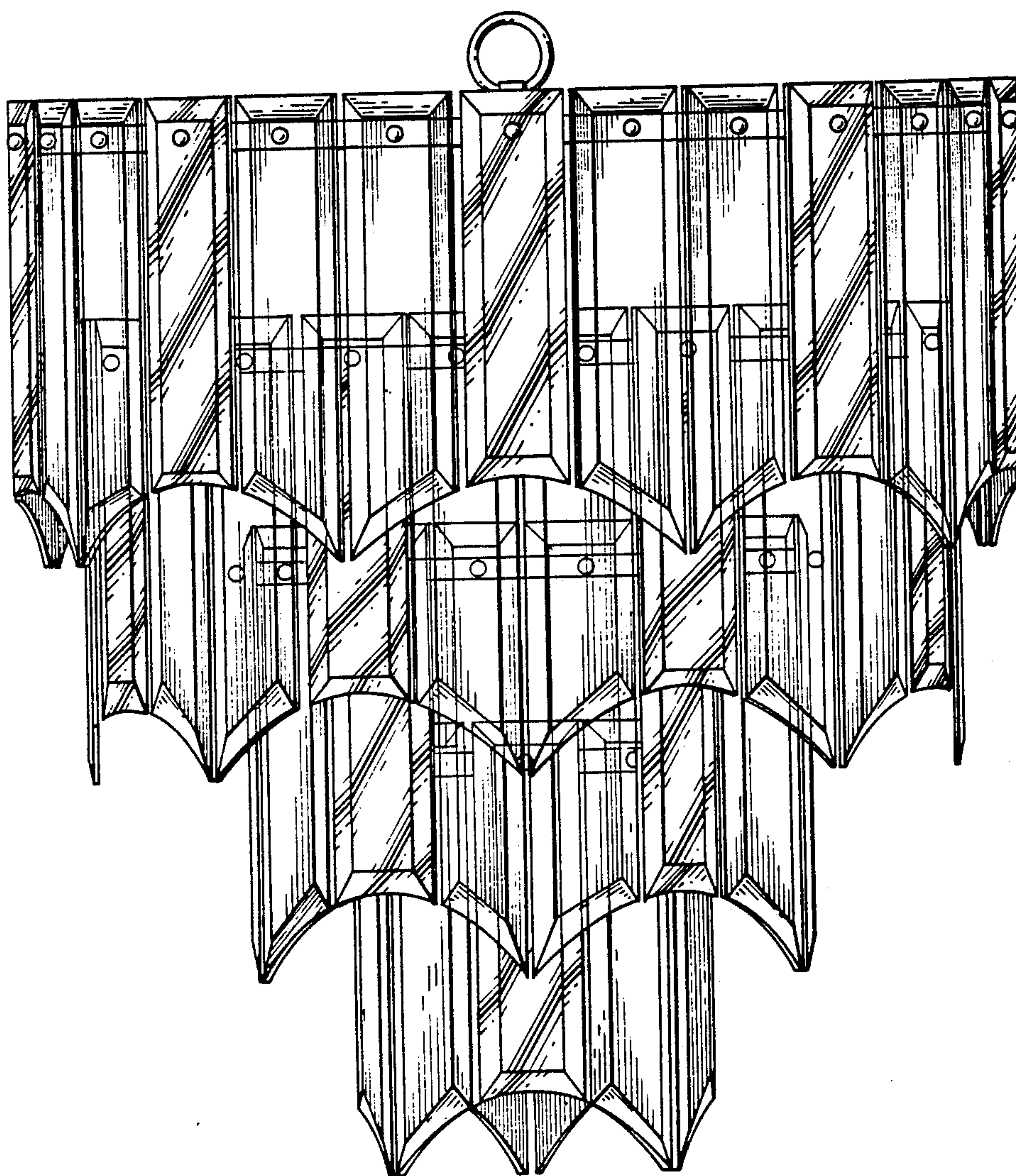


FIG. 1




FIG. 2




FIG. 3

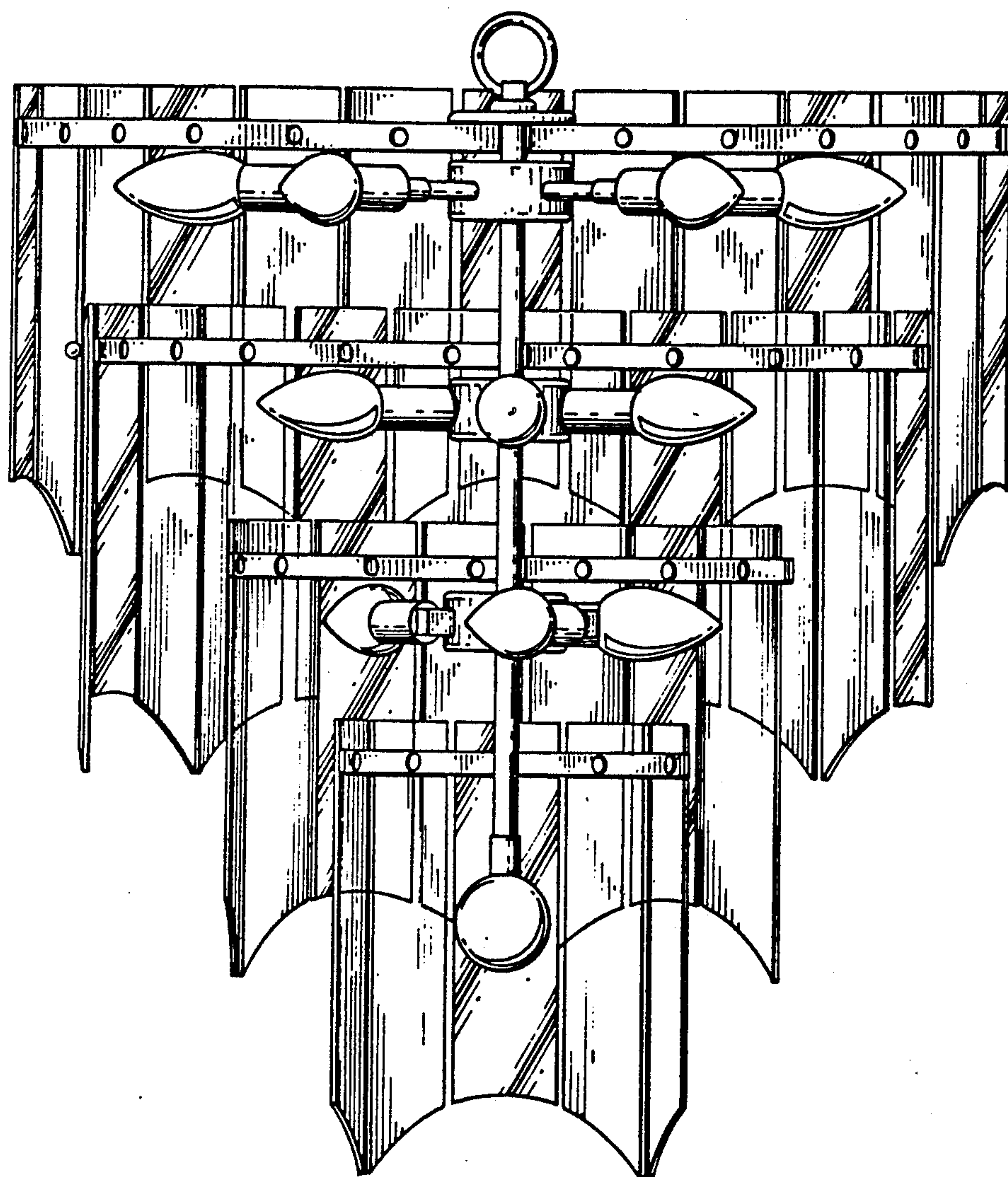


FIG. 4