

[54] MARKING INSTRUMENT

[75] Inventors: Norman D. Poisson, Andover; Scott G. Searle, Sudbury; Robert D. Warren, Wellesley, all of Mass.; Jeffrey Kapec, Westport; Kazuna Tanaka, Cos Cob, both of Conn.

[73] Assignee: The Gillette Company, Boston, Mass.

[\*\*] Term: 14 Years

[21] Appl. No.: 12,710

[22] Filed: Feb. 9, 1987

[52] U.S. Cl. .... D19/43; D19/35; D19/49; D19/55

[58] Field of Search ..... D19/35, 36, 41-51, D19/54-58; 401/243-247, 261, 262, 52

[56] References Cited

U.S. PATENT DOCUMENTS

D. 165,923 2/1952 Kather ..... D19/45  
D. 190,262 5/1961 Schier ..... D19/49

D. 241,343 9/1976 Harmon ..... D19/42 X  
D. 252,757 8/1979 Sublette ..... D19/6  
D. 269,357 6/1983 Jagger ..... D19/45  
D. 295,537 5/1988 Davidson et al. .... D19/43  
D. 299,470 1/1989 Möck ..... D19/43  
4,635,309 1/1987 Larsen ..... 401/52 X

Primary Examiner—Bruce W. Dunkins  
Assistant Examiner—Martha Thompson  
Attorney, Agent, or Firm—John P. Morley

[57] CLAIM

The ornamental design for a marking instrument, as shown and described.

DESCRIPTION

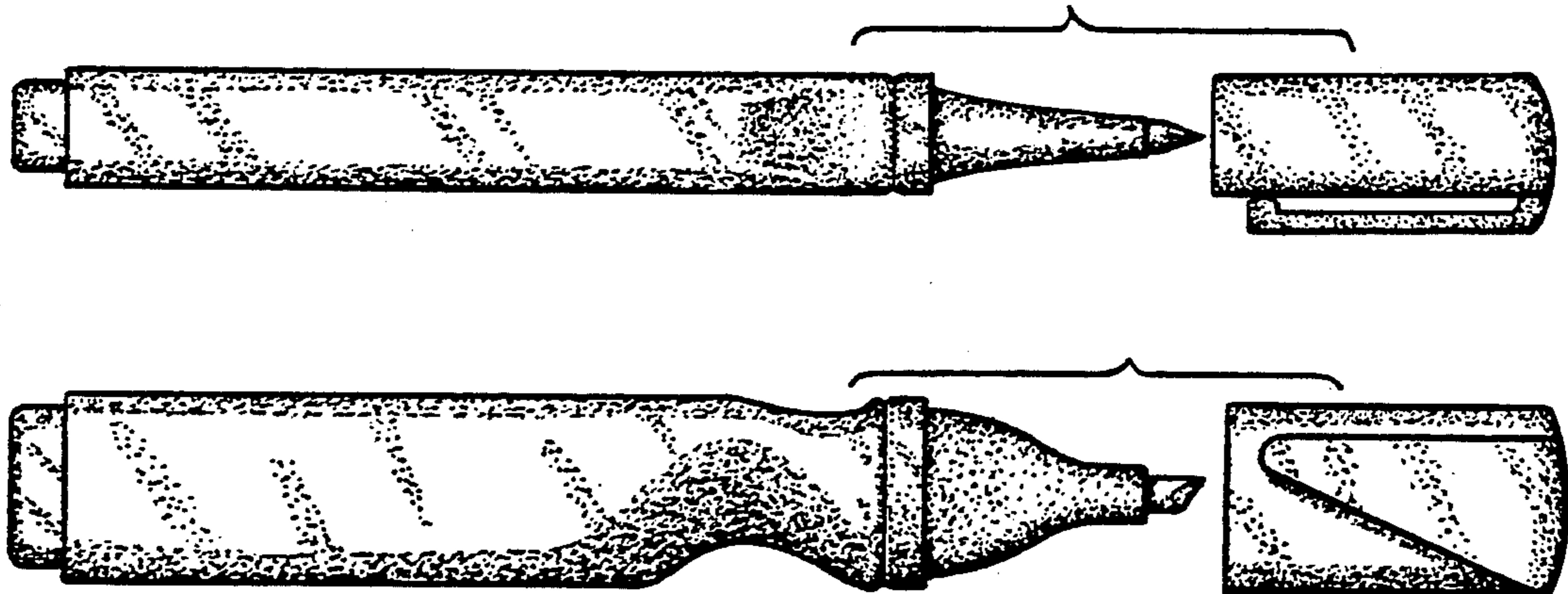
FIG. 1 is a left side elevational view of a marking instrument, in an exploded condition, showing our new design;

FIG. 2 is a front elevational view in an exploded condition;

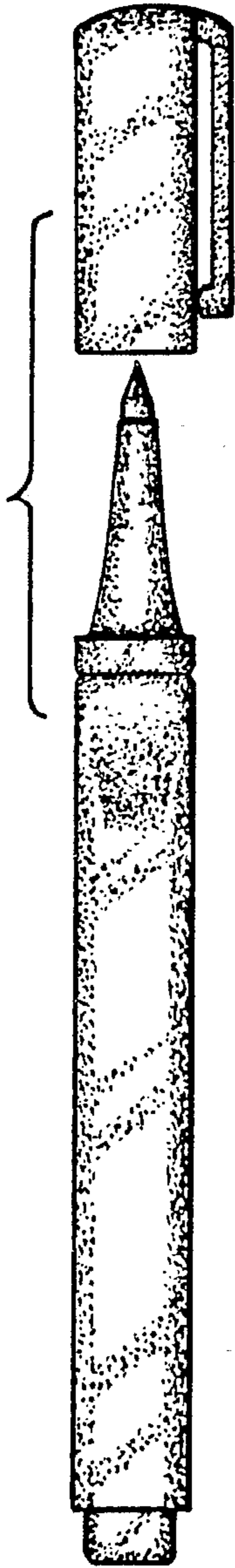
FIG. 3 is a bottom plan view;

FIG. 4 is a right side elevational view; and

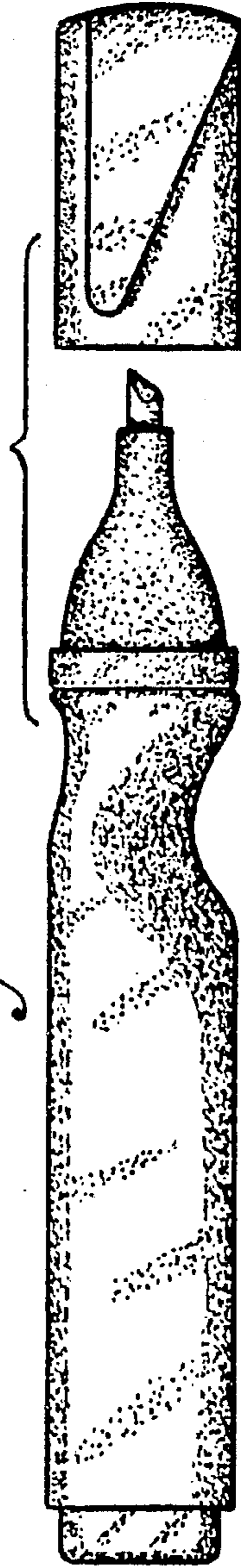
FIG. 5 is a top plan view thereof.




*Fig. 1*



*Fig. 2*



*Fig. 3*



*Fig. 4*



*Fig. 5*

