

[54] COMBINED WRITING INSTRUMENT AND STAMP

[76] Inventor: Franziska Singer, Mullergassle 1, 7741 Konigsfeld, Fed. Rep. of Germany

[**] Term: 14 Years

[21] Appl. No.: 67,784

[22] Filed: Jun. 30, 1987

[30] Foreign Application Priority Data

Jan. 3, 1987 [DE] Fed. Rep. of Germany ... 87 00 113.6

[52] U.S. Cl. D19/36; D19/41; D19/49

[58] Field of Search D19/35, 36, 41-51, D19/54-58, 66; 401/195

[56] References Cited

U.S. PATENT DOCUMENTS

- D. 12,787 2/1882 Rogers D19/36
- D. 115,916 8/1939 Donato D19/36
- D. 188,971 10/1960 Nash et al. D19/66
- D. 218,492 8/1970 Bich D19/49 X

- 334,008 1/1886 Emerson 401/195 X
- 1,982,790 12/1934 Harbo 401/195 X
- 2,456,904 12/1948 Wahlstrom 401/195
- 2,627,227 2/1953 Clagett et al. 401/195 X
- 2,783,711 3/1957 Vance 401/195
- 3,438,716 4/1969 Peters 401/195
- 4,277,195 7/1981 Huslik 401/195

Primary Examiner—Nelson C. Holtje
Assistant Examiner—Martha Thompson
Attorney, Agent, or Firm—Mason, Fenwick & Lawrence

[57] CLAIM

The ornamental design for a combined writing instrument and stamp, as shown.

DESCRIPTION

FIG. 1 is a front perspective view of a combined writing instrument and stamp showing my new design; FIG. 2 is a rear perspective view with cover member for the stamp in an opened position; FIG. 3 is a front elevational view of FIG. 1; FIG. 4 is a side elevational view of FIG. 1; FIG. 5 is a rear elevational view of FIG. 1; FIG. 6 is a top plan view of FIG. 1; and FIG. 7 is a bottom plan view of FIG. 1.

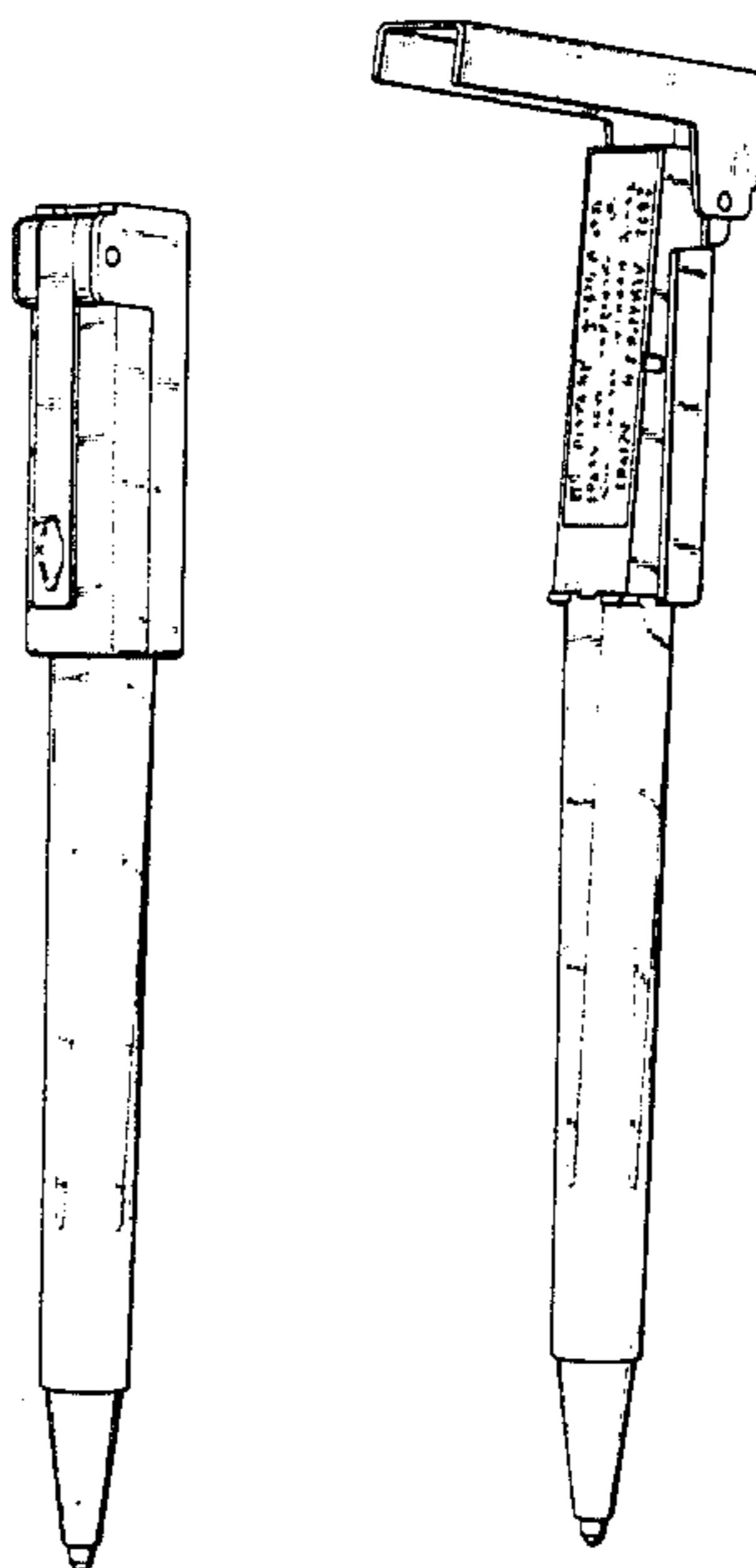


Fig. 1

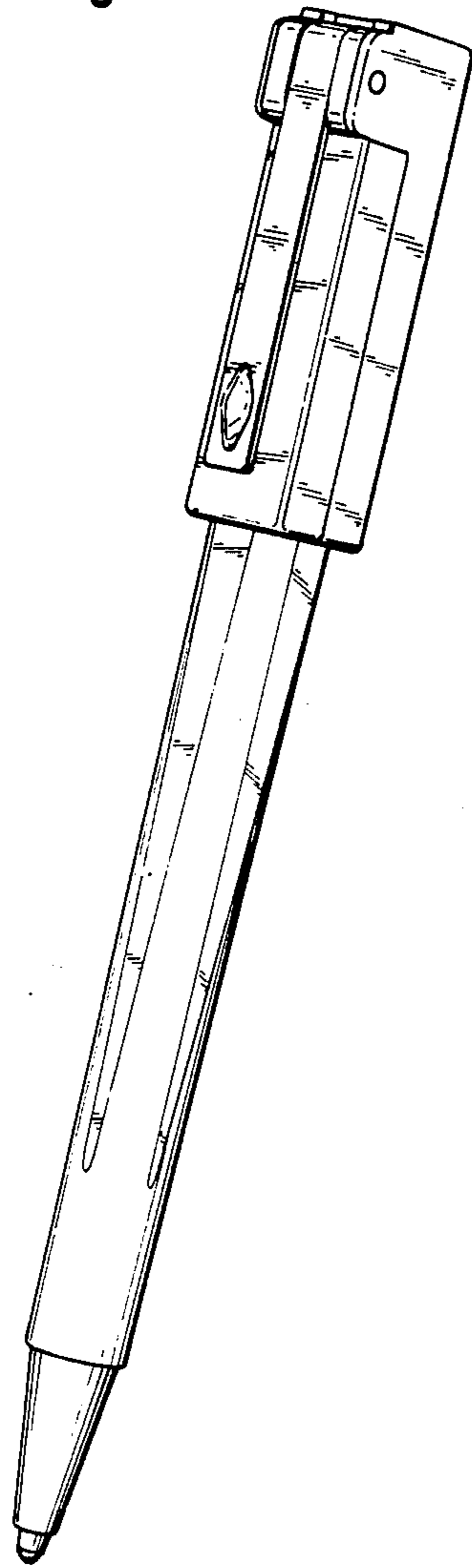


Fig. 2

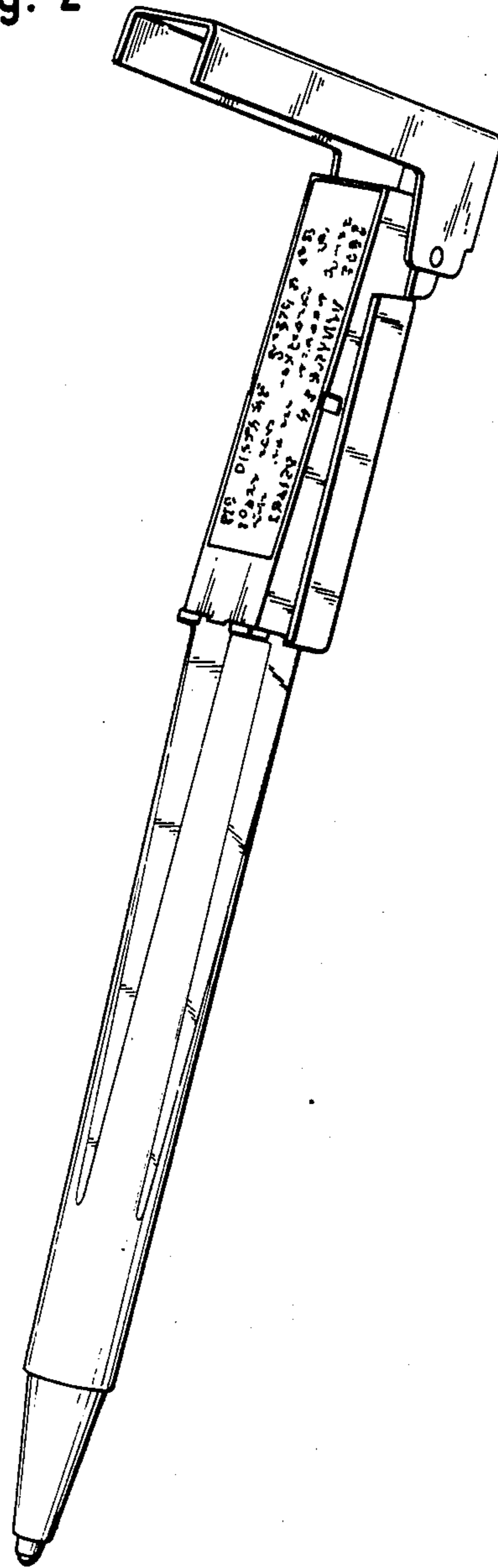


Fig. 6

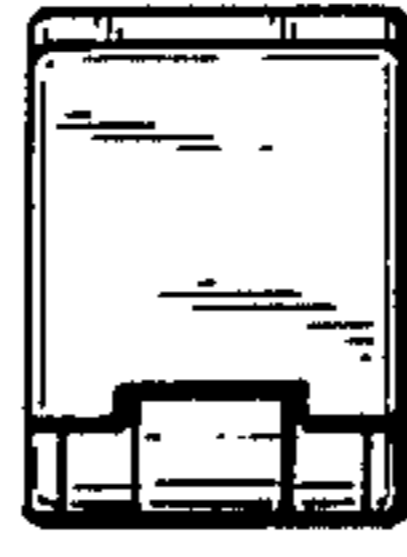


Fig. 4

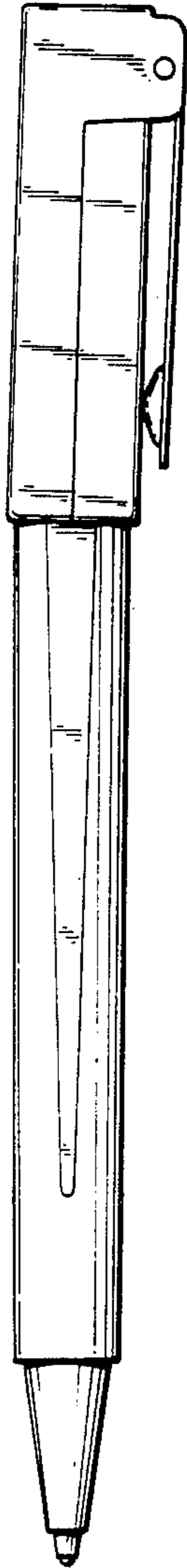


Fig. 3

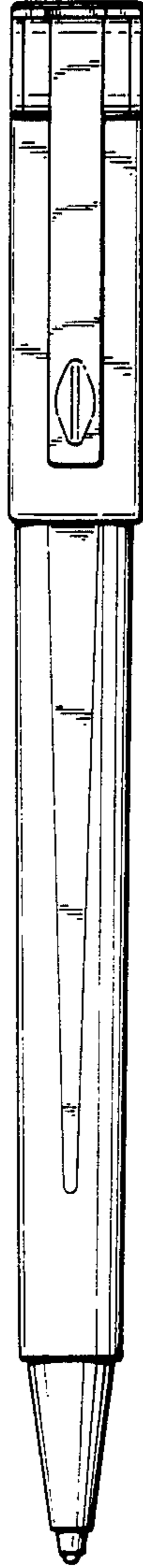


Fig. 5

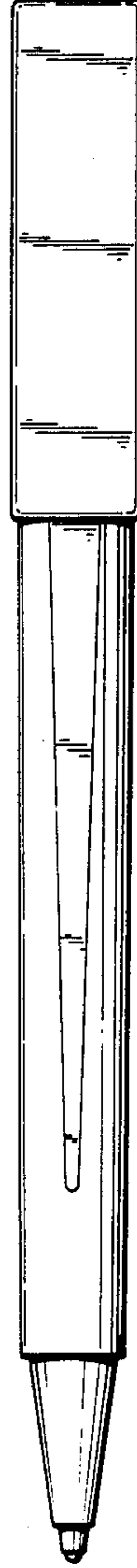


Fig. 7

