

[54] ELECTRONIC CALCULATOR

[75] Inventors: Takahisa Yubisui; Hiroshi Sakaguchi; Mieko Harada, all of Osaka, Japan

[73] Assignee: Sharp Corporation, Osaka, Japan

[**] Term: 14 Years

[21] Appl. No.: 917,826

[22] Filed: Oct. 10, 1986

[30] Foreign Application Priority Data

Apr. 11, 1986 [JP] Japan 61-13464

[52] U.S. Cl. D18/7

[58] Field of Search D18/2, 6, 7, 11, 12; D10/2, 15, 30; D14/100, 106, 107; 200/5 A; 235/61 R; 340/365, 700; 364/706-710

[56] References Cited

U.S. PATENT DOCUMENTS

- D. 235,209 5/1975 Baughman D18/7
- D. 245,108 7/1977 Pemberton D18/7
- D. 247,522 3/1978 Woithe D18/7

- D. 273,303 4/1984 Sakamoto D18/7
- D. 284,200 6/1986 Hayashi D18/7
- D. 287,139 12/1986 Hayashi D18/7
- D. 297,947 10/1988 Yubisui D18/7

OTHER PUBLICATIONS

Best, 1985/86, p. 307, #16.

Primary Examiner—Nelson C. Holtje

Assistant Examiner—Caron Veynar

Attorney, Agent, or Firm—Flehr, Hohbach, Test, Albritton & Herbert

[57] CLAIM

The ornamental design for an electronic calculator, as shown and described.

DESCRIPTION

FIG. 1 is a top plan view of the electronic calculator showing our new design;


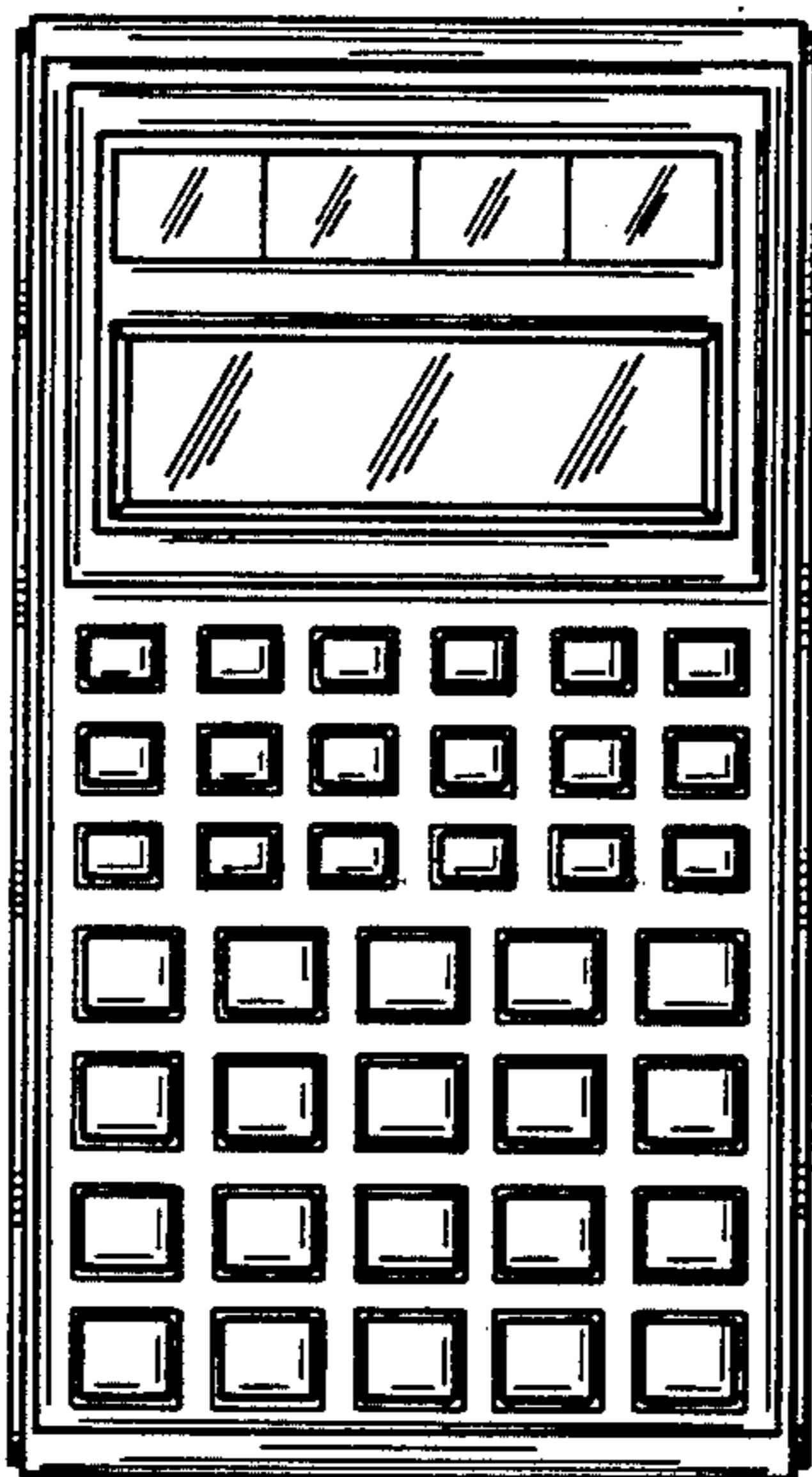
FIG. 2 is a bottom plan view thereof;


FIG. 3 is a front elevational view thereof;

FIG. 4 is a rear elevational view thereof;


FIG. 5 is a right side elevational view thereof; and

FIG. 6 is a left side elevational view thereof.






FIG_1




FIG_2



FIG_3



FIG_4



FIG_5



FIG_6