

[54] TAPE CASSETTE

[75] Inventors: James P. Elliott; Vincent E. Landry, both of Saco, Me.

[73] Assignee: Shape Inc., Biddeford, Me.

[**] Term: 14 Years

[21] Appl. No.: 841,696

[22] Filed: Mar. 4, 1986

[52] U.S. Cl. D14/121

[58] Field of Search D14/115, 120, 121, 122; 242/71.8, 197, 198, 199

[56] References Cited

U.S. PATENT DOCUMENTS

| | | | |
|------------|---------|-----------------------|---------|
| D. 280,815 | 10/1985 | Gelardi | D14/11 |
| 4,096,538 | 6/1978 | Oishi | 360/132 |
| 4,187,998 | 2/1980 | Okamura | 242/199 |
| 4,191,984 | 3/1980 | Tsukidate et al. | 360/132 |
| 4,234,140 | 11/1980 | Van Nie et al. | 242/199 |
| 4,248,393 | 2/1981 | Mogi | 242/199 |
| 4,417,705 | 11/1983 | Kato et al. | 242/199 |
| 4,452,408 | 6/1984 | Sasaki | 242/199 |
| 4,506,846 | 3/1985 | Gelardi | 242/199 |
| 4,560,117 | 12/1985 | Shimizu | 242/199 |

OTHER PUBLICATIONS

High Fidelity, 2-82, Front Cover "Audio Video Classical Music and Popular Music".
Formance, 9-82, "Audio".

Primary Examiner—Bernard Ansher
Assistant Examiner—Theodore M. Shooman
Attorney, Agent, or Firm—Staas & Halsey

[57] CLAIM

The ornamental design for a tape cassette, as shown and described.

DESCRIPTION

FIG. 1 is a top plan view of a tape cassette showing our new design;
FIG. 2 is a front elevational view thereof;
FIG. 3 is a bottom plan view thereof;
FIG. 4 is a rear elevational view thereof; in which the opaque tape, rollers and hub which would be seen through the transparent case have been omitted for convenience of illustration;
FIG. 5 is a right side elevational view thereof;
FIG. 6 is a left side elevational view thereof; and
FIG. 7 is a cross-sectional view taken along line 7—7 in FIG. 1.

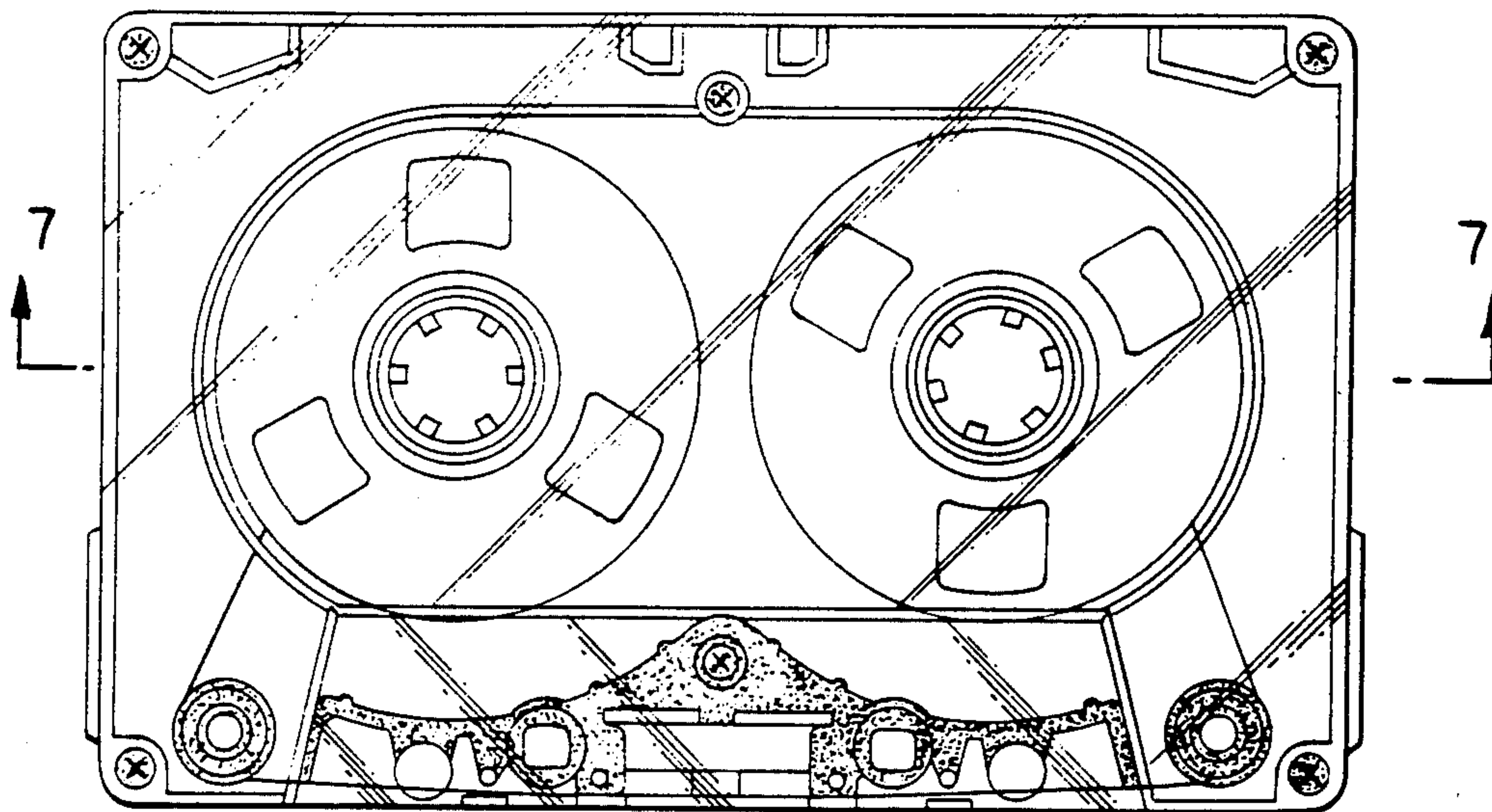


FIG. 1.

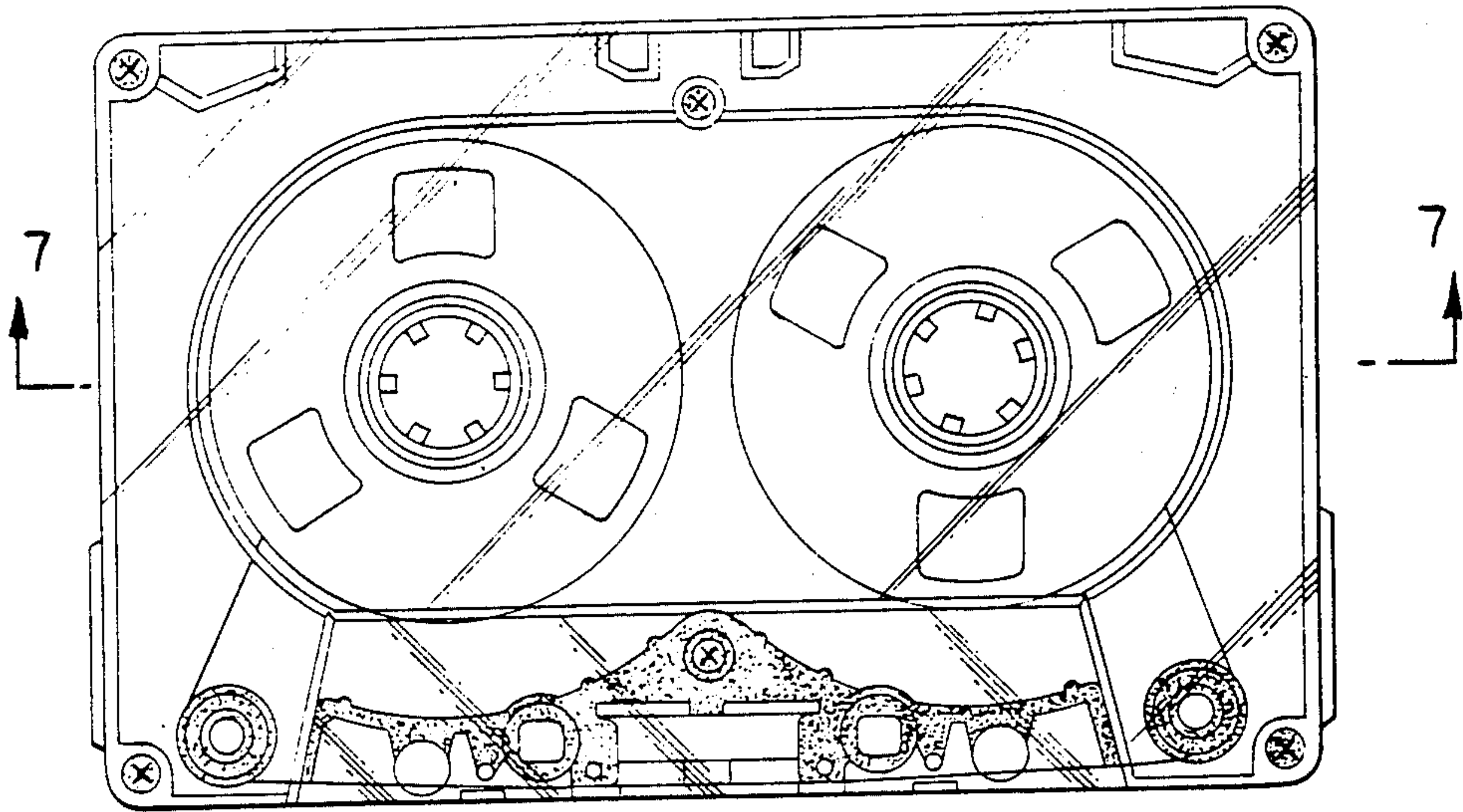


FIG. 2.

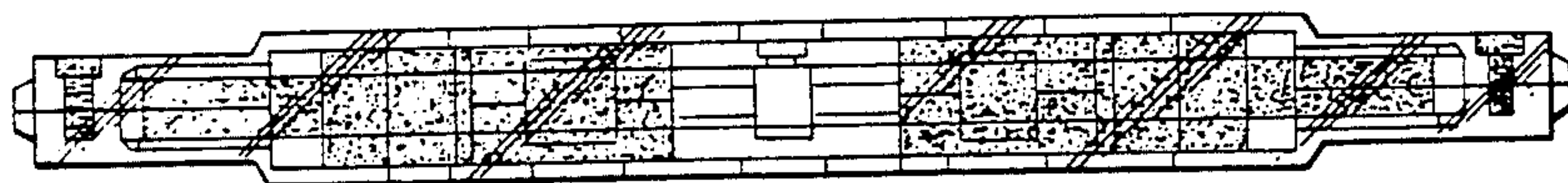


FIG. 3.

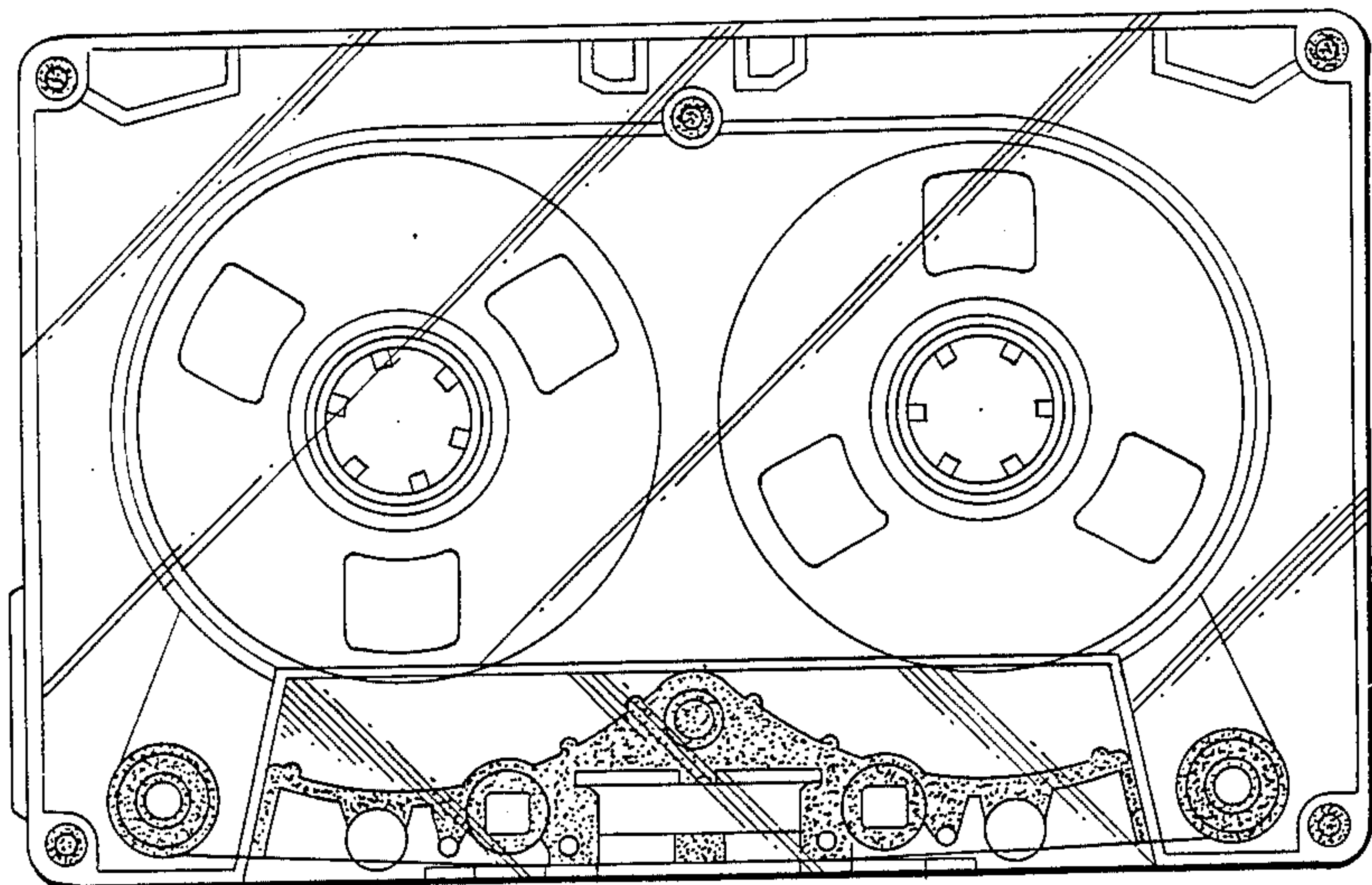


FIG. 4.

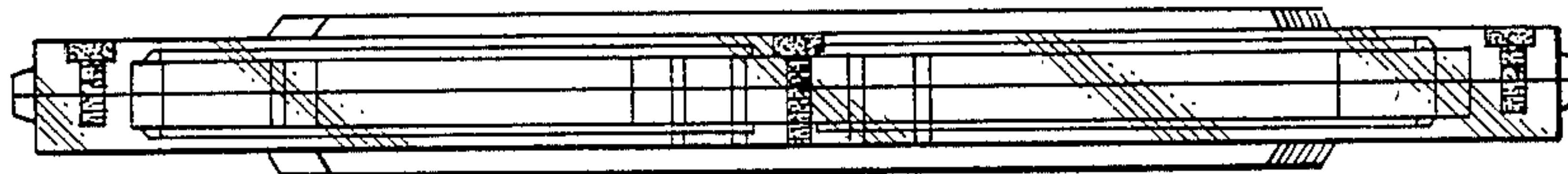


FIG. 5



FIG. 6




FIG. 7

