

[54] **CONTAINER**  
[75] **Inventor: Romilly H. Humphries, Leominster, Mass.**  
[73] **Assignee: S.A.Y. Industries, Inc., Leominster, Mass.**  
[\*\*] **Term: 14 Years**  
[21] **Appl. No.: 35,152**  
[22] **Filed: Apr. 6, 1987**  
[52] **U.S. Cl. .... D9/375**  
[58] **Field of Search ..... D9/367, 372, 375, 403, D9/435, 447; 215/1 C; 222/465.1, 466, 468**

4,236,655 12/1980 Humphries ..... 222/465.1  
4,243,162 1/1981 Klygis ..... 222/530  
4,351,454 9/1982 Maynard, Jr. .... 222/529

**OTHER PUBLICATIONS**

Packaging Jun. 1986 p. 17 top right.  
*Primary Examiner*—B. J. Bullock  
*Assistant Examiner*—Sandra Morris  
*Attorney, Agent, or Firm*—Wolf, Greenfield & Sacks

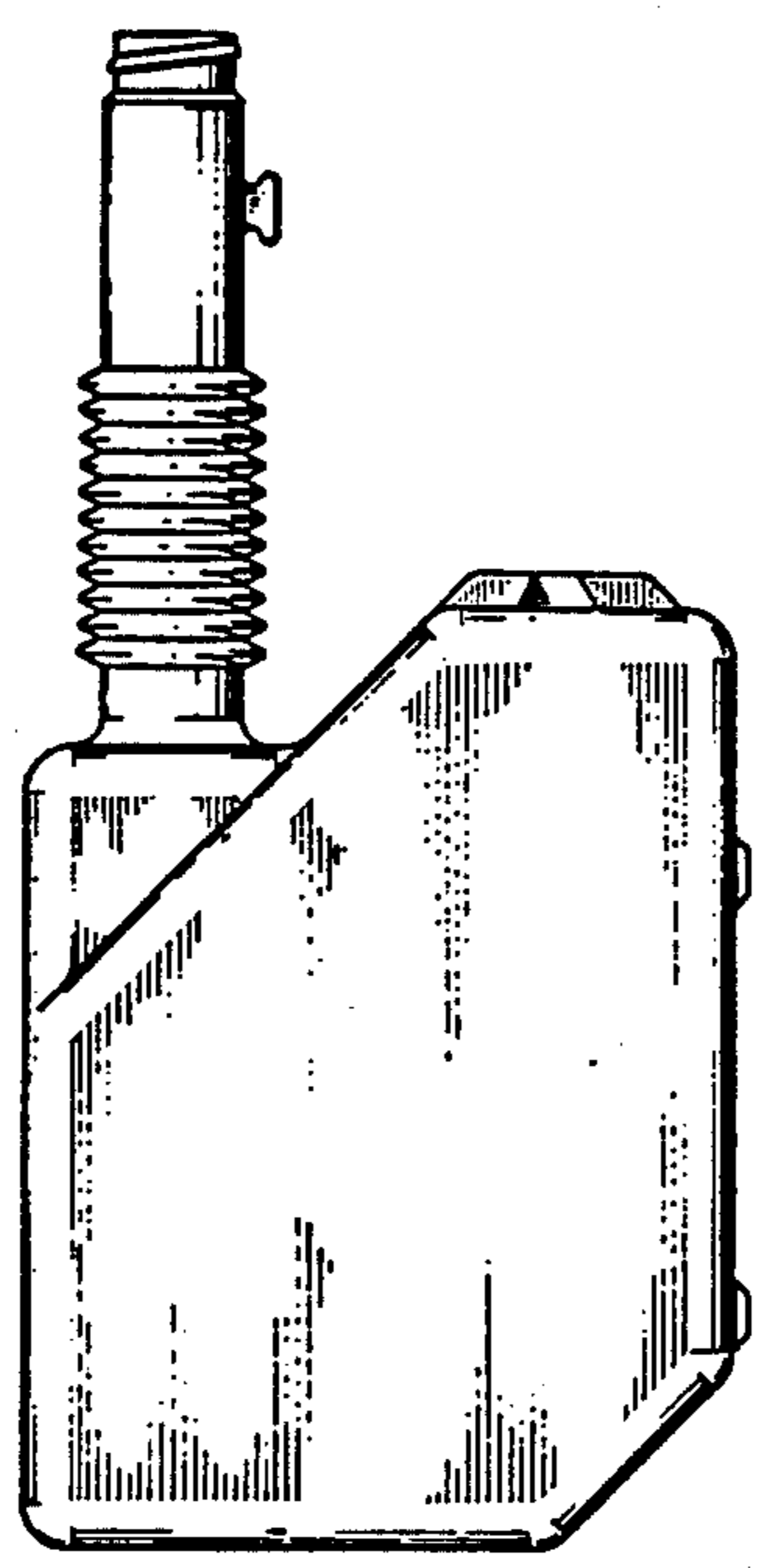
**CLAIM**

[57] The ornamental design for a container, as shown and described.

**DESCRIPTION**

FIG. 1 is a side elevational view of a container showing my new design, with the nozzle in open position;  
FIG. 2 is a left side elevational view thereof;  
FIG. 3 is a right side elevational view thereof;  
FIG. 4 is a bottom plan view thereof;  
FIG. 5 is a rear elevational view thereof, with the nozzle flexed to storage position.

[56] **References Cited**  
**U.S. PATENT DOCUMENTS**  
D. 220,679 5/1971 Finkel ..... D9/375  
D. 289,976 5/1987 Humphries ..... D9/374  
D. 298,015 10/1988 Gendron et al. .... D9/447  
D. 301,836 6/1989 van Lit ..... D9/375  
3,583,590 6/1971 Ferraro ..... 215/10



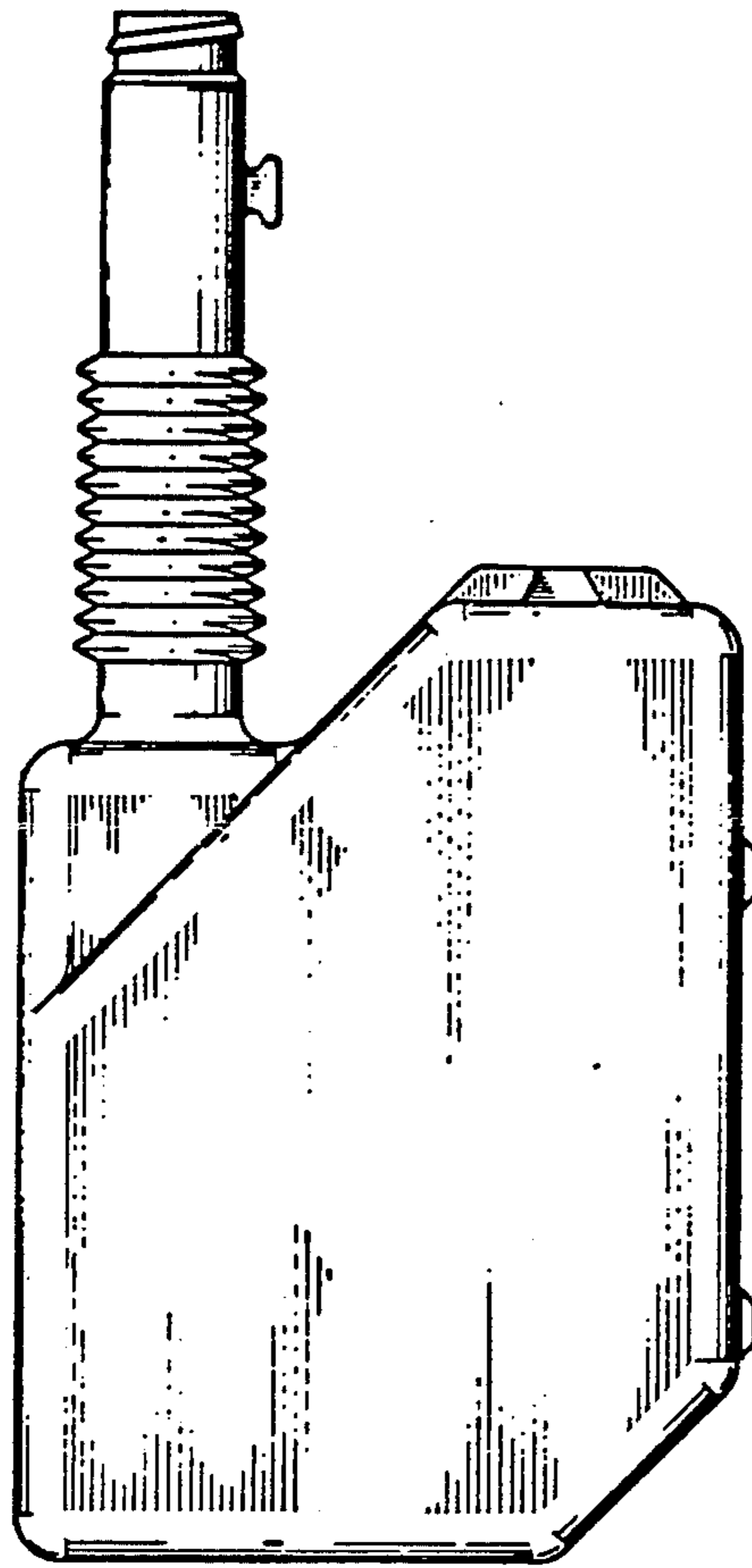


FIG. 1



FIG. 2

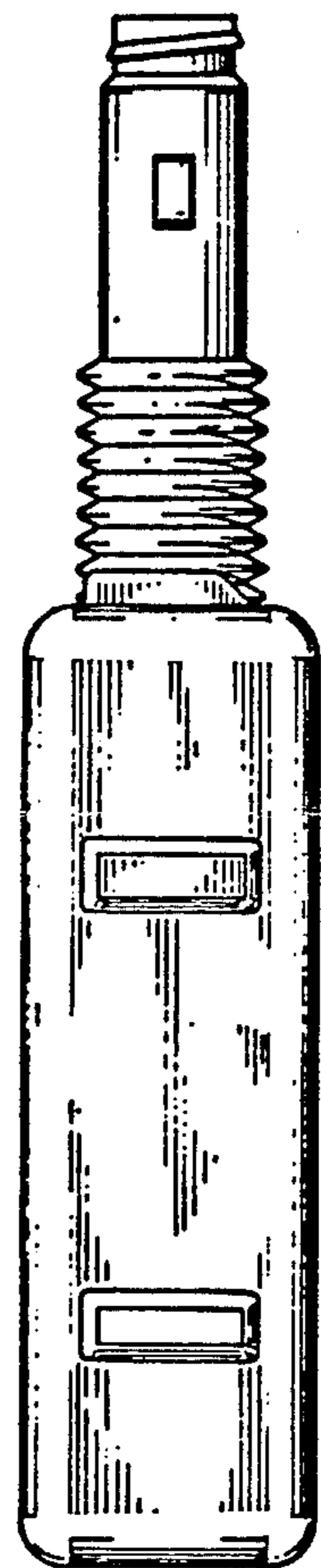


FIG. 3

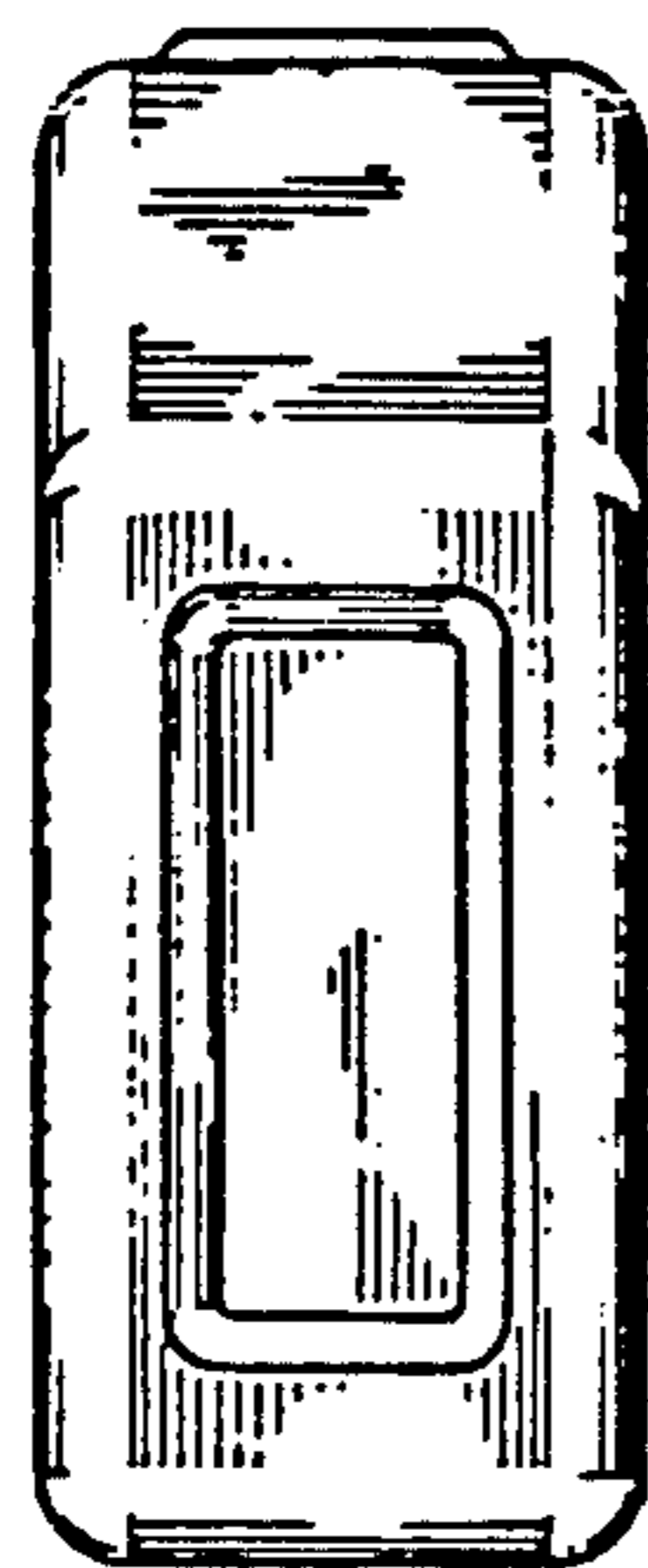


FIG. 4




FIG. 5