

United States Patent [19]
Kim

[11] **Patent Number: Des. 307,515**
 [45] **Date of Patent: ** May 1, 1990**

[54] **LUGGAGE CASE**
 [75] **Inventor: Hyun S. Kim, New Castle, Pa.**
 [73] **Assignee: Airway Industries, Inc., Ellwood City, Pa.**
 [**] **Term: 14 Years**
 [21] **Appl. No.: 886,886**
 [22] **Filed: Jul. 18, 1986**
 [52] **U.S. Cl. D3/71**
 [58] **Field of Search D3/76, 71; 190/901, 190/902, 903**

2,087,273 7/1937 Wittenberg et al. 190/902
 2,103,281 12/1937 Stanley D3/76
 2,105,319 1/1938 Hedden et al. 190/901
 2,520,250 8/1950 Meyers D3/71
 4,729,460 3/1988 Kim 190/111

Primary Examiner—James R. Largen
Assistant Examiner—Y. Brunot
Attorney, Agent, or Firm—Walter J. Blenko, Jr.;
 Suzanne Kikel

[57] **CLAIM**

The ornamental design for luggage case, as shown and described.


[56] **References Cited**

U.S. PATENT DOCUMENTS

Re. 15,104 5/1921 Axelman et al. 190/902
 D. 134,083 10/1942 Lewis D3/77
 D. 209,647 12/1967 Chase et al. D3/71
 D. 247,394 2/1978 Linke D3/76
 1,655,822 1/1928 Roth 190/902
 1,806,246 5/1931 Feldman 190/902
 2,061,091 11/1936 Roth 190/902

DESCRIPTION

FIG. 1 is a perspective view of a luggage case showing my new design on an enlarged scale;
 FIG. 2 is a front elevational view;
 FIG. 3 is a rear elevational view;
 FIG. 4 is a left side elevational view;
 FIG. 5 is a right side elevational view;
 FIG. 6 is a top plan view; and
 FIG. 7 is a bottom plan view thereof.






FIG. 1

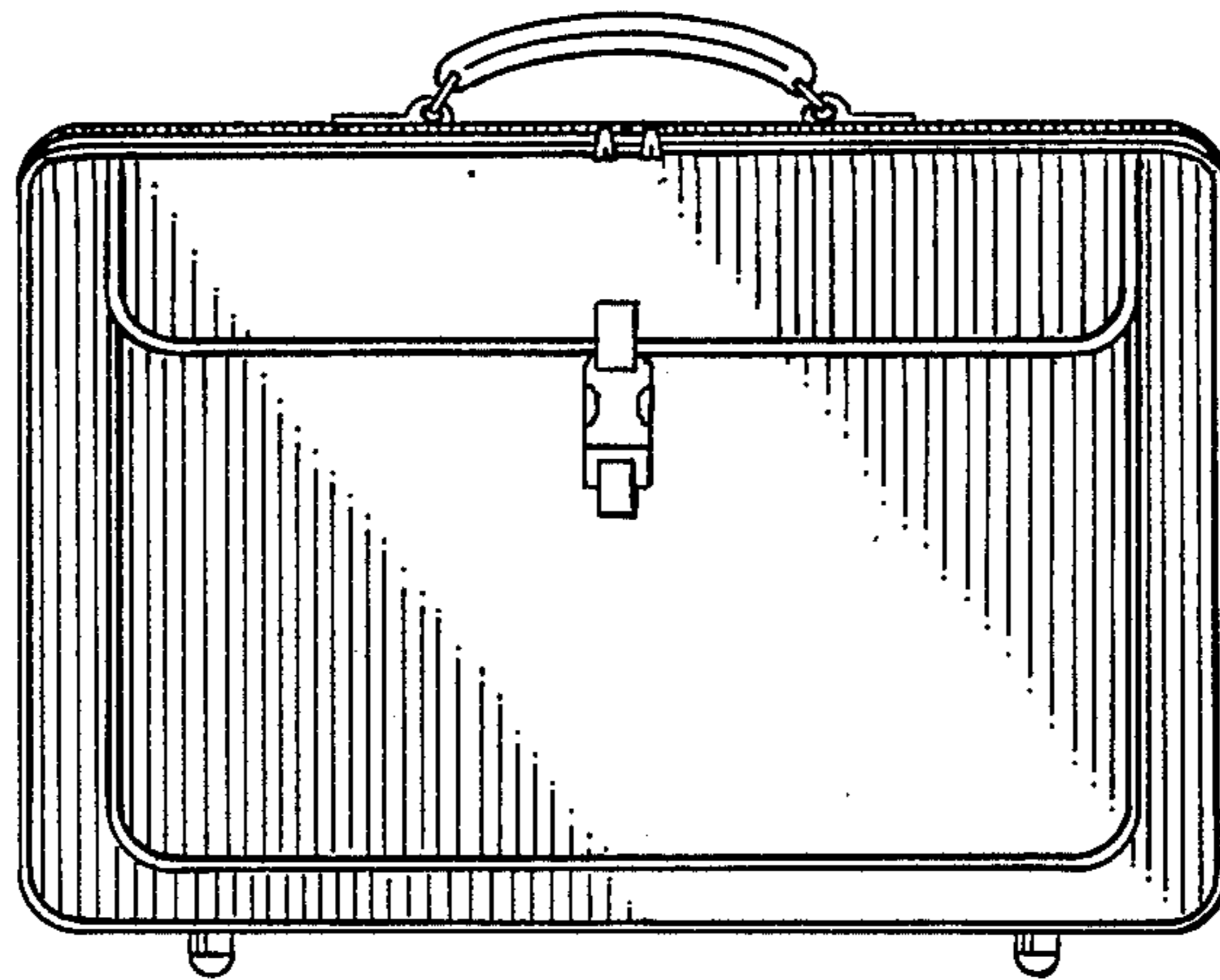


FIG. 2

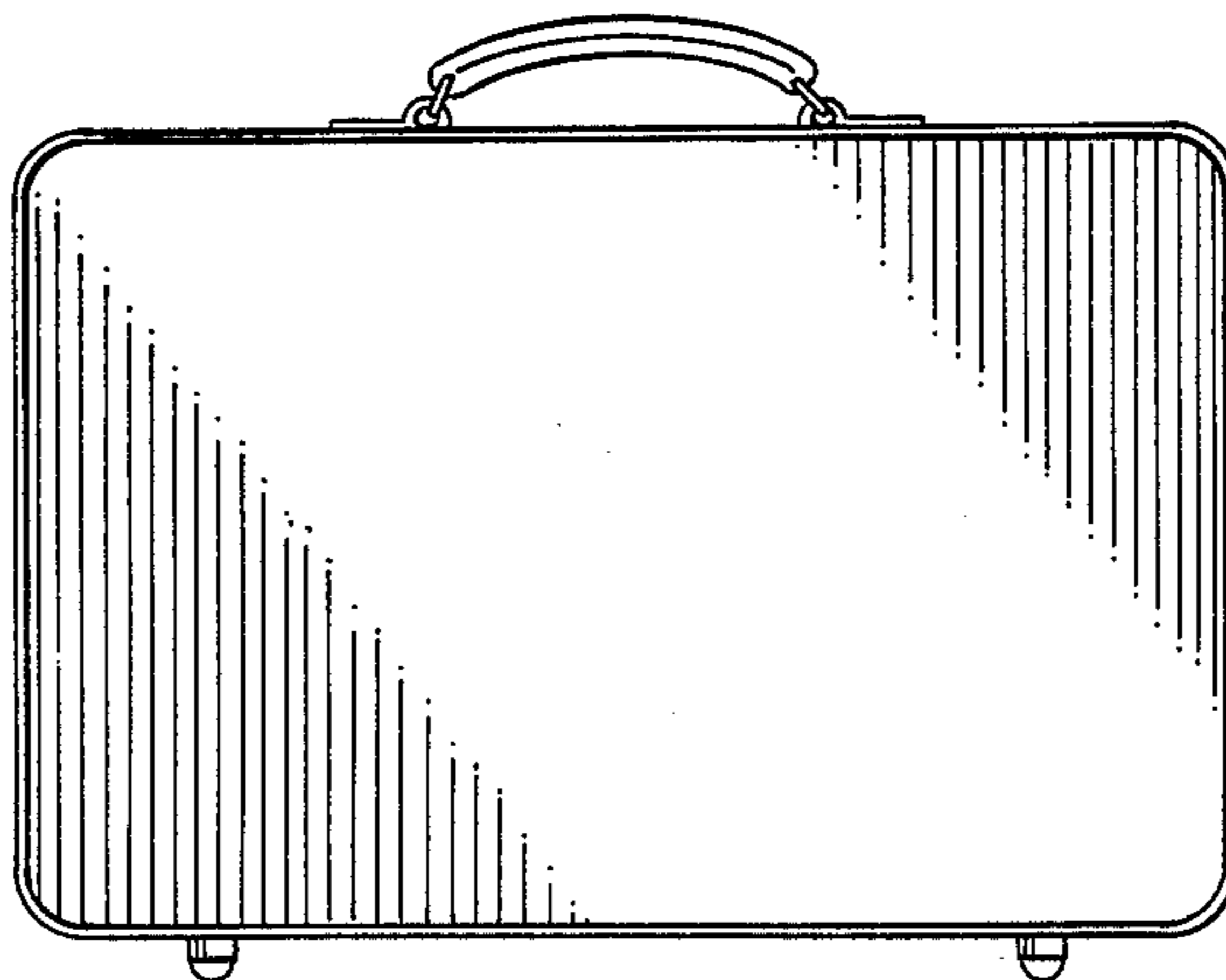


FIG. 3




FIG. 4




FIG. 5

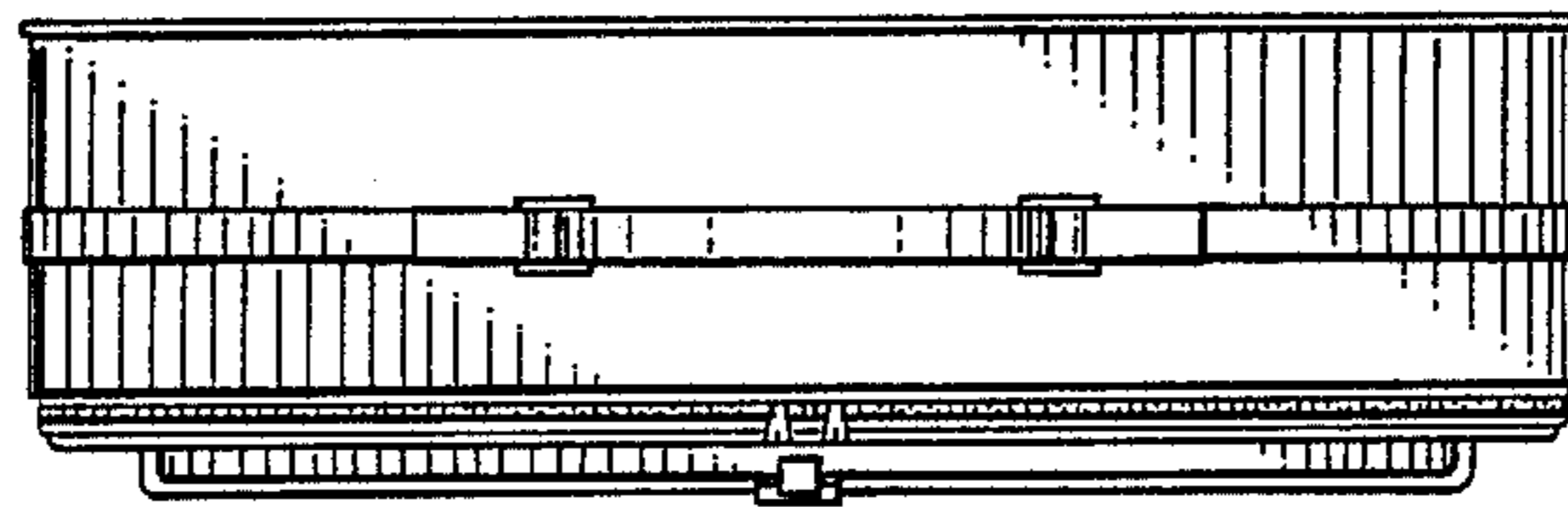


FIG. 6

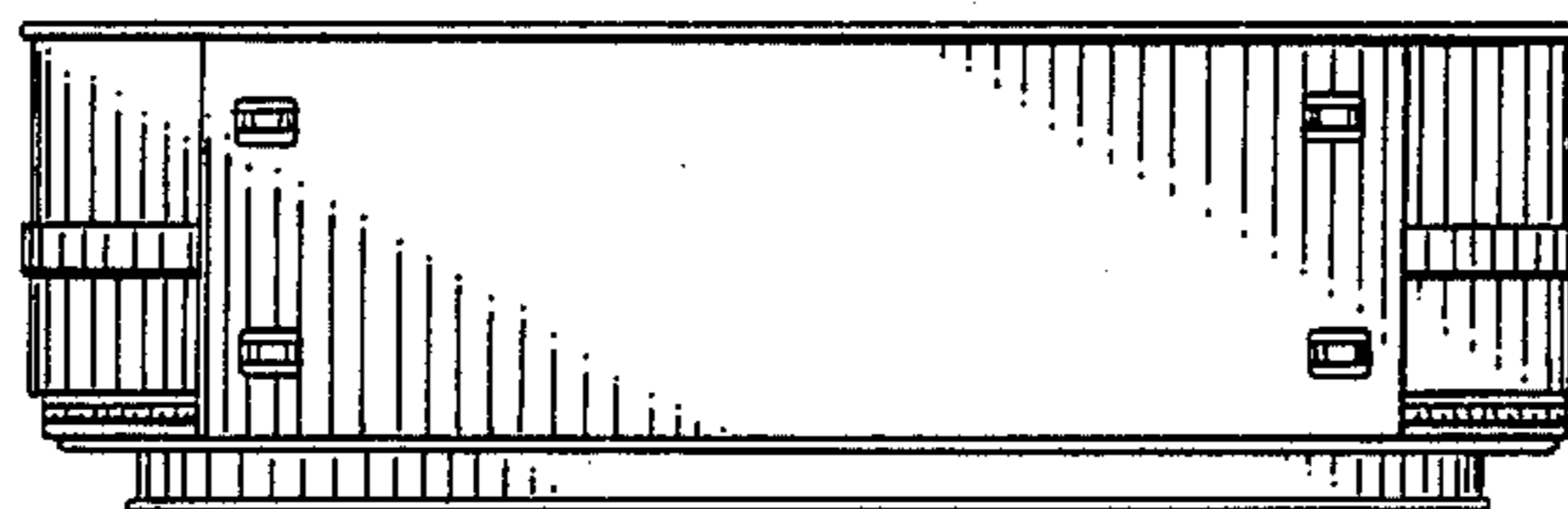


FIG. 7