

[54] FILE SHEET FOR MAGNETIC RECORDING CARRIERS

4,002,355 1/1977 Sendor ..... 206/387 X  
4,691,826 9/1987 Ozeki ..... 206/444 X

[75] Inventor: Jiro Ozeki, Tokyo, Japan

Primary Examiner—James R. Largen

Assistant Examiner—Y. Brunot

[73] Assignee: Slidex Corporation, Tokyo, Japan

Attorney, Agent, or Firm—Fleit, Jacobson, Cohn, Price, Holman & Stern

[\*\*] Term: 14 Years

[57] CLAIM

[21] Appl. No.: 881,720

The ornamental design for a file sheet for magnetic recording carriers, as shown and described.

[22] Filed: Jul. 3, 1986

[30] Foreign Application Priority Data

DESCRIPTION

Feb. 14, 1986 [JP] Japan ..... 4,741/86

FIG. 1 is an enlarged perspective view of a file sheet for magnetic recording carriers showing my design;

[52] U.S. Cl. .... D3/35; 206/387; 206/444

FIG. 2 is a front view thereof;

[58] Field of Search ..... D3/35; 206/387, 444

FIG. 3 is a top plan view thereof;

[56] References Cited

FIG. 4 is a left side view thereof;

U.S. PATENT DOCUMENTS

FIG. 5 is a right side view thereof;

D. 225,388 12/1972 Price ..... D3/35

FIG. 6 is a rear view thereof;

D. 229,122 11/1973 Price ..... D3/35

FIG. 7 is a bottom plan view thereof;

D. 238,110 12/1975 Shyers ..... D3/35

FIG. 8 is a cross-sectional view taken on line 8—8 of FIG. 3; and

D. 281,834 12/1985 Rose, Jr. et al. .... D3/35

FIG. 9 is a cross-sectional view taken on line 9—9 of FIG. 3.

3,640,379 2/1972 Weingarden ..... 206/387

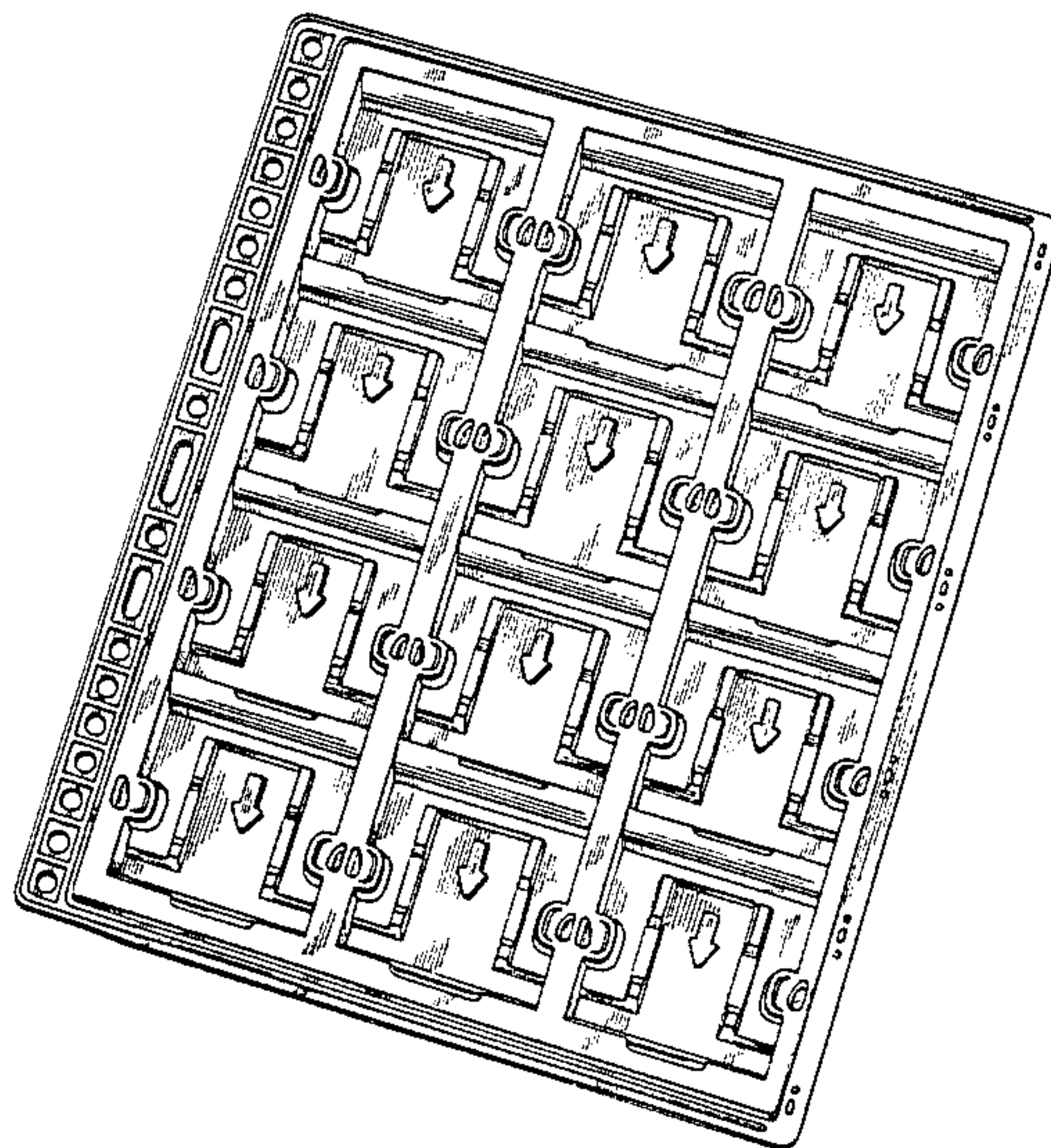


FIG. 1

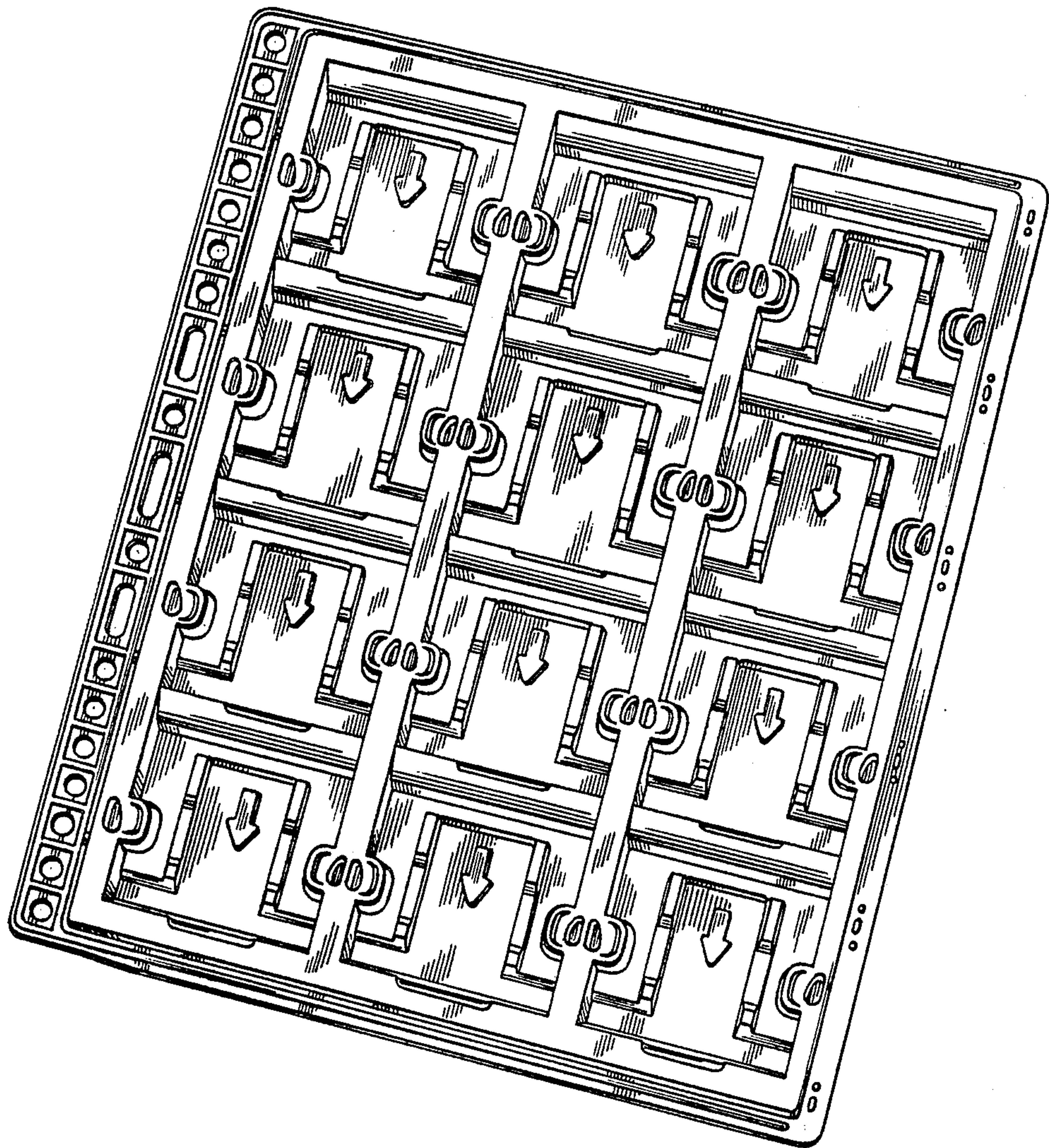


FIG. 2


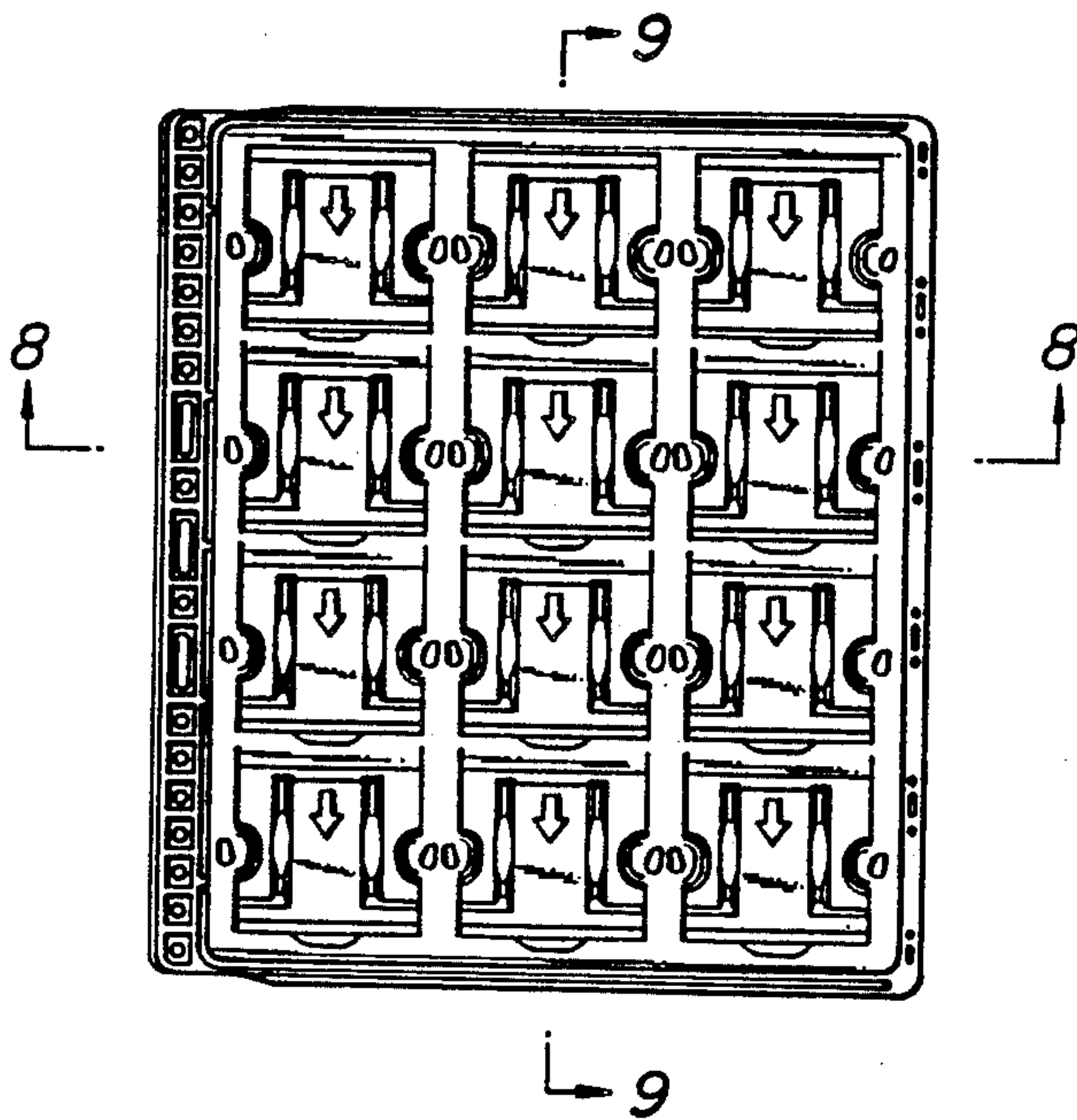


FIG. 3






*FIG. 4*




*FIG. 5*



*FIG. 6*



*FIG. 7*



*FIG. 8*



*FIG. 9*

