

[54] SHOE SOLE

[75] Inventor: James E. Issler, Westport, Conn.

[73] Assignee: H. H. Brown Shoe Company, Inc., New York, N.Y.

[\*\*] Term: 14 Years

[21] Appl. No.: 88,842

[22] Filed: Aug. 24, 1987

[52] U.S. Cl. .... D2/320

[58] Field of Search ..... D2/264-265, D2/274, 311, 317-321; 36/25 R, 28, 29, 32 R, 43, 59 R, 59 C, 102-106, 112-121

[56] References Cited

U.S. PATENT DOCUMENTS

- D. 234,014 12/1974 Traver ..... D2/320
- D. 280,950 10/1985 Austin et al. .... D2/320
- 4,060,917 12/1977 Canale ..... 36/59 C
- 4,255,874 3/1981 Sironi ..... 36/32 R

FOREIGN PATENT DOCUMENTS

- 428290 12/1947 Italy ..... 36/59 R
- 591601 4/1959 Italy ..... D2/320

Primary Examiner—Louis S. Zarfes  
Attorney, Agent, or Firm—Fish & Richardson

[57] CLAIM

The ornamental design for shoe sole, as shown.

DESCRIPTION

FIG. 1 is a bottom plan view of a shoe sole showing my new design;

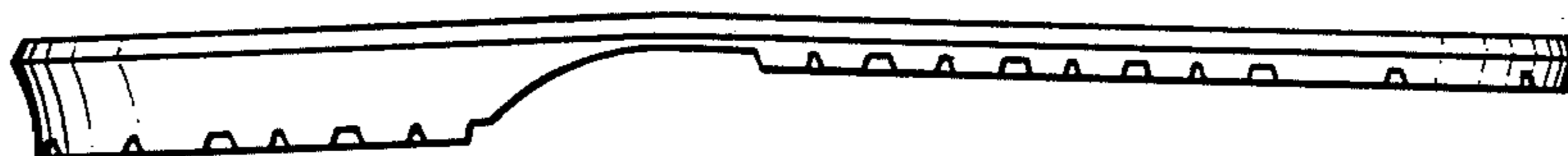
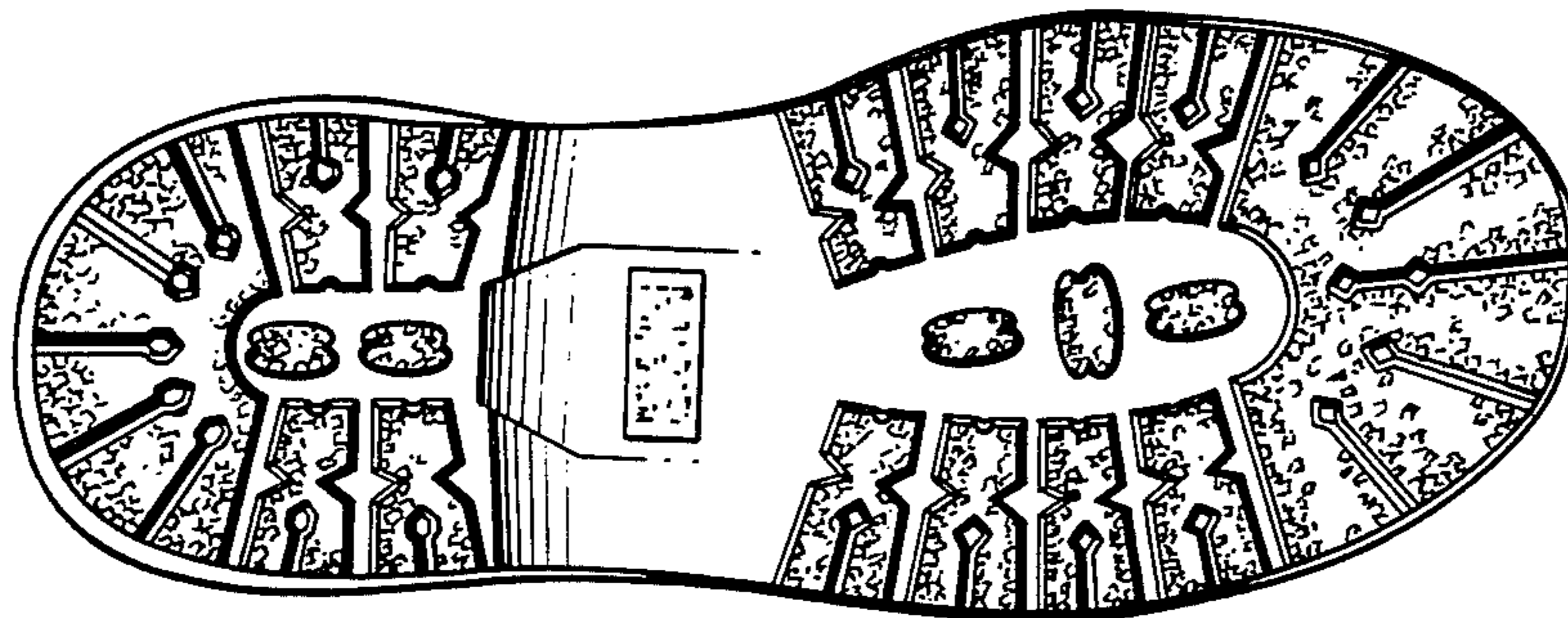
FIG. 2 is a side elevation thereof;

FIG. 3 is a rear elevation thereof, and

FIG. 4 is a front elevation thereof.

A top plan view of the sole has not been shown since it represents a portion of the design which would be invisible when the sole is attached to a shoe. The top of the sole is plain without ornamentation.

A side elevation of the sole from the opposite side as shown in FIG. 2 has not been illustrated because it comprises a mirror image of the design as shown in FIG. 2.



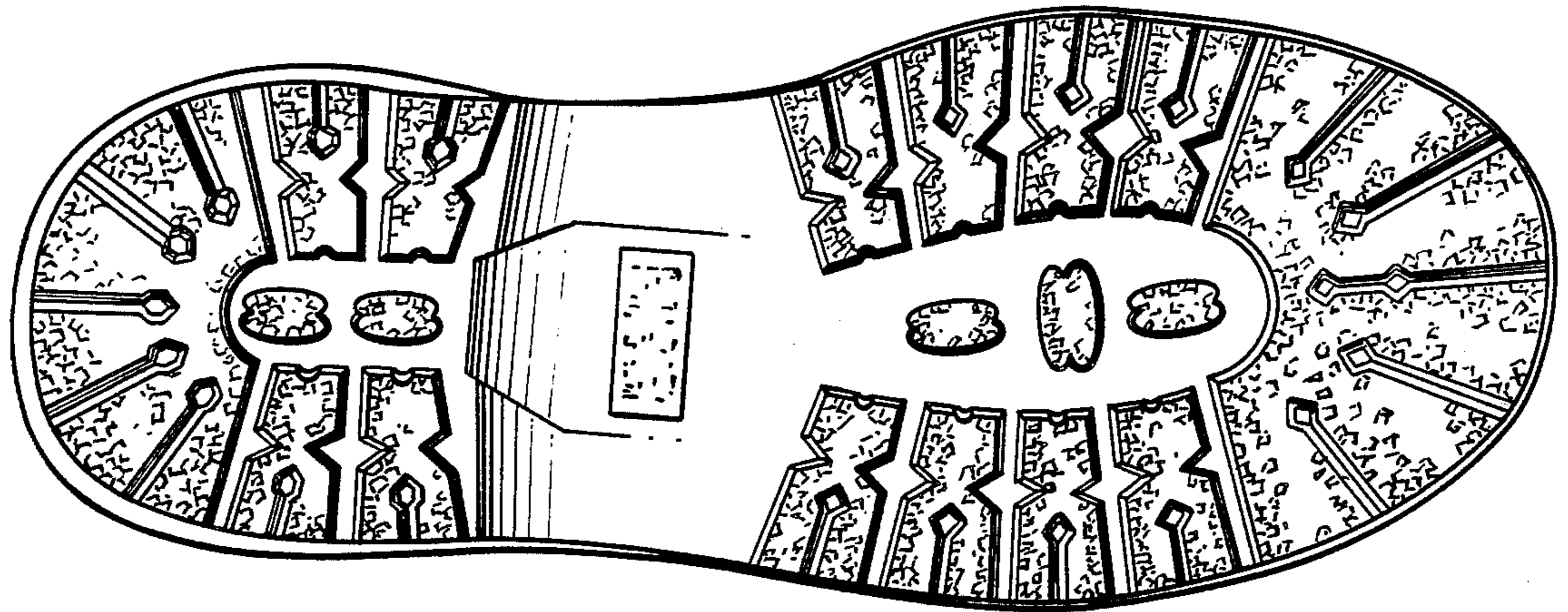


FIG. 1

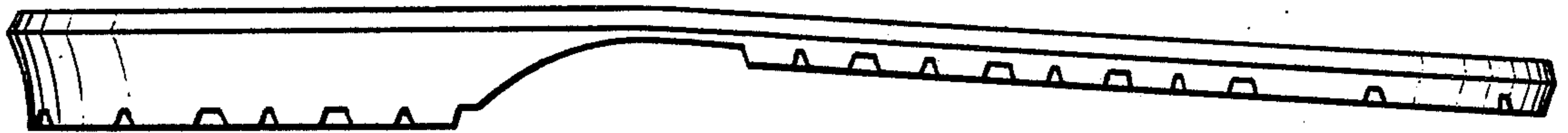


FIG. 2




FIG. 3




FIG. 4