

[54] DECORATIVE EXTRUSION
 [75] Inventor: Peter M. Stagl, Morris Plains, N.J.
 [73] Assignee: Avnet, Inc., Great Neck, N.Y.
 [**] Term: 14 Years
 [21] Appl. No.: 170,470
 [22] Filed: Mar. 21, 1988
 [52] U.S. Cl. D25/122
 [58] Field of Search D25/47, 52, 60, 119,
 D25/121, 122, 124; 49/501, 502, 504, DIG. 2;
 52/730, 731, 732, 738, 237, 238, 239

D. 298,465 11/1988 Stagl D25/124

Primary Examiner—A. Hugo Word
Assistant Examiner—Doris Clark
Attorney, Agent, or Firm—Amster, Rothstein & Ebenstein

[57] CLAIM

The ornamental design for a decorative extrusion, as shown and described.

DESCRIPTION

FIG. 1 is a front elevational view of the decorative extrusion showing my new design;
 FIG. 2 is a rear elevational view thereof;
 FIG. 3 is a right-side elevational view thereof; and
 FIG. 4 is a top plan view thereof.
 The left side elevational view is substantially similar to the right side elevational view illustrated.

[56] References Cited
 U.S. PATENT DOCUMENTS

D. 285,192 8/1986 Hubbard et al. D25/122
 D. 291,251 8/1987 Stagl D25/122




FIG. 1.




FIG. 2.




FIG. 3.




FIG. 4.

