

[54] DECORATIVE EXTRUSION

D. 298,465 11/1988 Stagl ..... D25/124

[75] Inventor: Peter M. Stagl, Morris Plains, N.J.

Primary Examiner—A. Hugo Word

[73] Assignee: Avnet, Inc., Great Neck, N.Y.

Assistant Examiner—Doris Clark

[\*\*] Term: 14 Years

Attorney, Agent, or Firm—Amster, Rothstein & Ebenstein

[21] Appl. No.: 170,467

[57] CLAIM

[22] Filed: Mar. 21, 1988

The ornamental design for a decorative extrusion, as shown and described.

[52] U.S. Cl. .... D25/122

[58] Field of Search ..... D25/47, 52, 60, 119, D25/121, 122, 124; 49/501, 502, 504, DIG. 2; 52/730, 731, 732, 738, 239, 238, 237

DESCRIPTION

[56] References Cited

U.S. PATENT DOCUMENTS

- D. 285,192 8/1986 Hubbard et al. .... D25/122
- D. 291,251 8/1987 Stagl ..... D25/122

FIG. 1 is a front elevational view of the decorative extrusion showing my new design;  
 FIG. 2 is a rear elevational view thereof;  
 FIG. 3 is a right-side elevational view thereof; and  
 FIG. 4 is a top plan view thereof.  
 The left side elevational view is substantially similar to the right side elevational view illustrated.




FIG. 1.




FIG. 2.

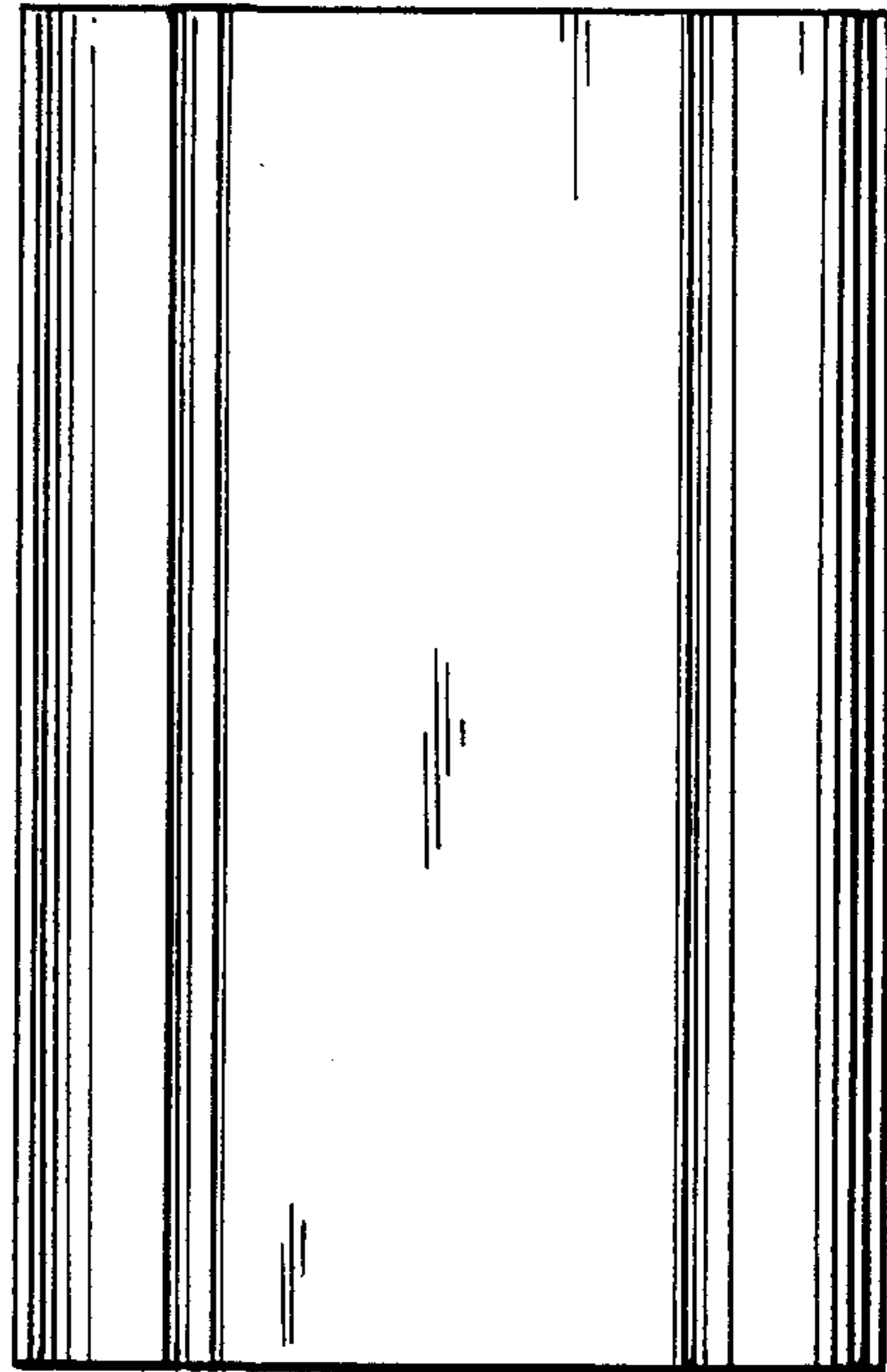


FIG. 3.




FIG. 4.

