

[54] PEG BOARD SIGN HOLDER

[76] Inventor: W. Stephen Akard, 405 N. 1000 East, Zionsville, Ind. 46077

[**] Term: 14 Years

[21] Appl. No.: 59,833

[22] Filed: Jun. 9, 1987

[52] U.S. Cl. D20/43

[58] Field of Search D20/10, 41, 43, 42; D10/117, 110; 248/216.1, 200.1, 220.3; 40/124.1, 584, 19.5; D8/373, 370, 380; 211/59.1

[56] References Cited

U.S. PATENT DOCUMENTS

D. 300,003	2/1989	Hutchison	D8/373
3,610,425	10/1971	Madey	248/220.3
4,104,817	8/1978	Herzog	D8/373
4,286,764	9/1981	Pfeifer	248/220.3

Primary Examiner—Wallace R. Burke

Assistant Examiner—Marcus Jackson
Attorney, Agent, or Firm—Woodard, Emhardt, Naughton, Moriarty & McNett

[57] CLAIM

The ornamental design for a peg board sign holder, as shown and described.

DESCRIPTION

FIG. 1 is a side elevational view of a peg board sign holder showing my new design with the opposite side being a mirror image thereof.

FIG. 2 is a top plan view thereof.


FIG. 3 is a right side elevational view of FIG. 1.

FIG. 4 is a left side elevational view of FIG. 1.

FIG. 5 is a bottom plan view thereof.

FIG. 6 is a cross-sectional view taken along the line 6—6 and viewed in the direction of the arrows 6—6 of FIG. 1.

FIG. 7 is a cross-sectional view taken along the line 7—7 and viewed in the direction of the arrows 7—7 of FIG. 1.



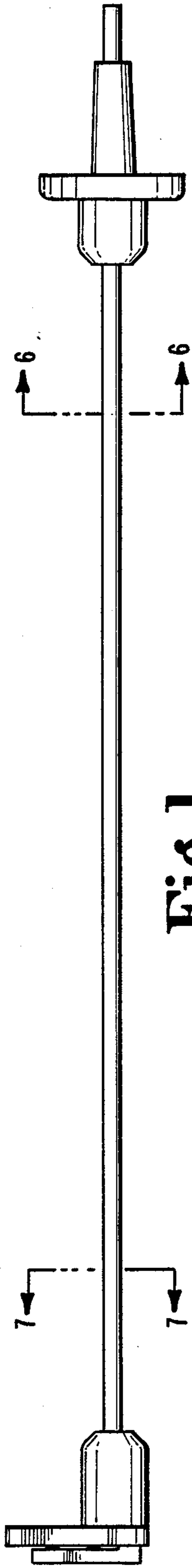


Fig. 1

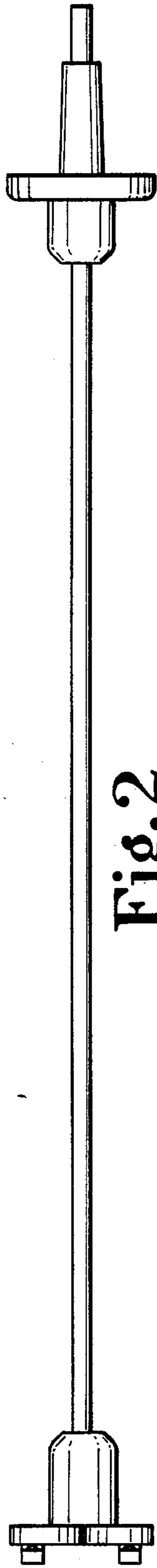


Fig. 2

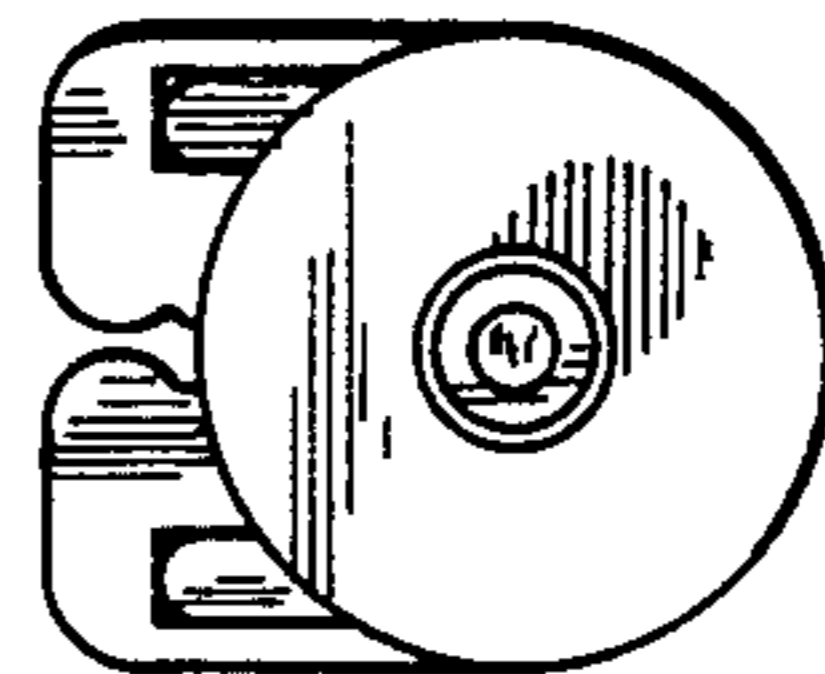


Fig. 3

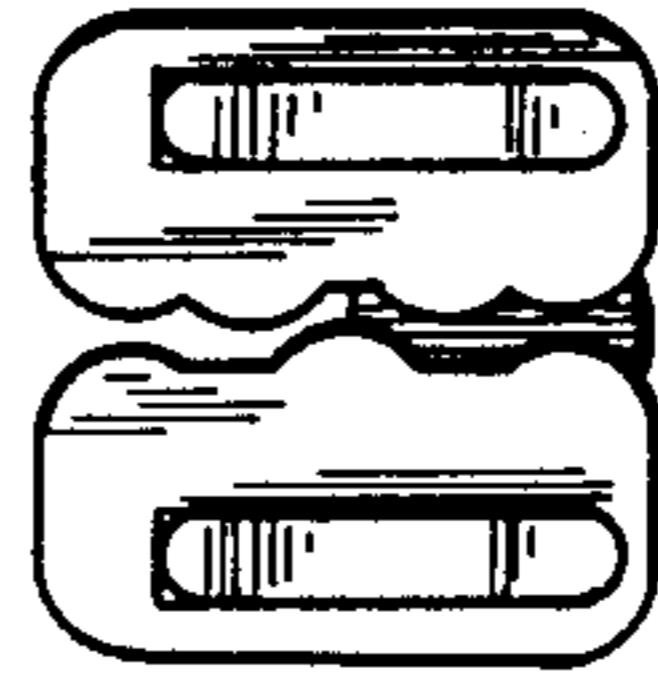


Fig. 4

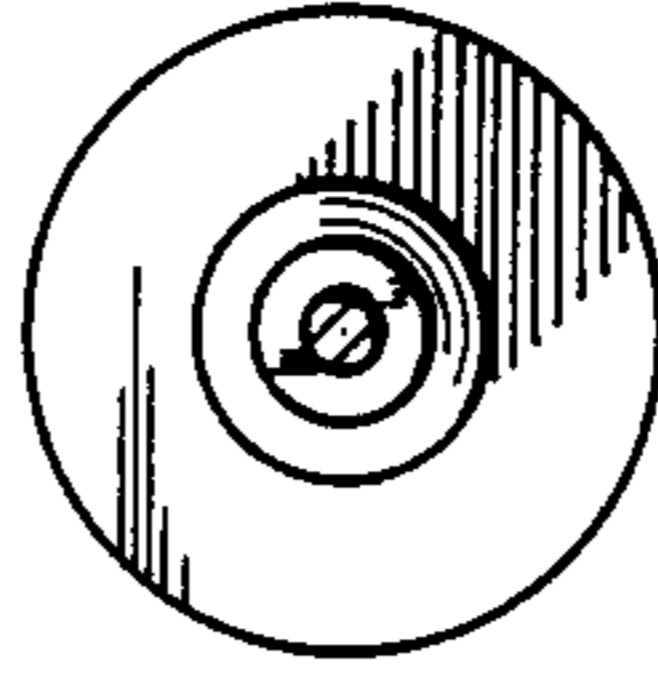


Fig. 6




Fig. 7

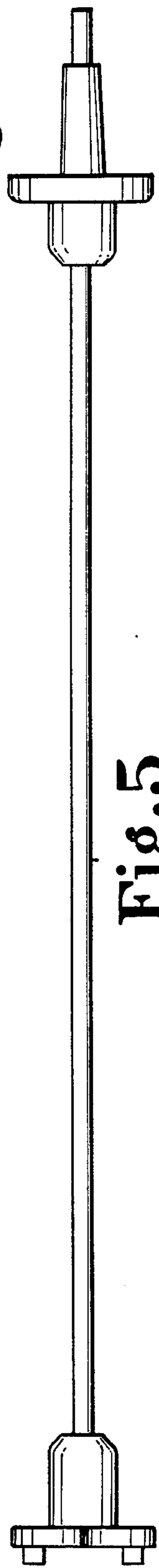


Fig. 5