

[54] SIGN

[75] Inventor: Mel Evenson, San Pedro, Calif.

[73] Assignee: Eldon Industries, Inc., Inglewood, Calif.

[**] Term: 14 Years

[21] Appl. No.: 93,873

[22] Filed: Sep. 8, 1987

[52] U.S. Cl. D20/10

[58] Field of Search D26/72, 75, 76, 85; D20/10, 42, 15; 40/605, 575, 573, 463, 446; 362/418, 427, 282, 285, 287, 269, 432, 217, 220, 223, 235, 238, 249

[56] References Cited

U.S. PATENT DOCUMENTS

D. 127,822	6/1941	Ashley et al.	D26/76
D. 168,864	2/1953	Schneider	D20/15
2,103,300	12/1937	Roberts	40/463
3,010,235	11/1961	Hopkins	D20/42
4,323,955	4/1982	Mark	362/235

Primary Examiner—Susan J. Lucas
Assistant Examiner—Marcus Jackson
Attorney, Agent, or Firm—Price, Gess & Ubell

[57] CLAIM

The ornamental design for a sign, as shown and described.

DESCRIPTION

FIG. 1 is a front elevational view of a sign showing my new design, wherein the sign is in wall supported form; FIG. 2 is a rear elevational view thereof; FIG. 3 is a top plan view thereof, with the bottom plan view being a mirror image; FIG. 4 is a right side elevational view thereof, with the left side being a mirror image; FIG. 5 is a rear elevational view of a second embodiment of FIG. 1 wherein the sign is in desk or table supported form and it being understood that the undisclosed front is identical to that shown in FIG. 1; FIG. 6 is a top plan view thereof; FIG. 7 is a bottom plan view thereof; FIG. 8 is a left side elevational view thereof, with the right side being a mirror image.



FIG. 4.

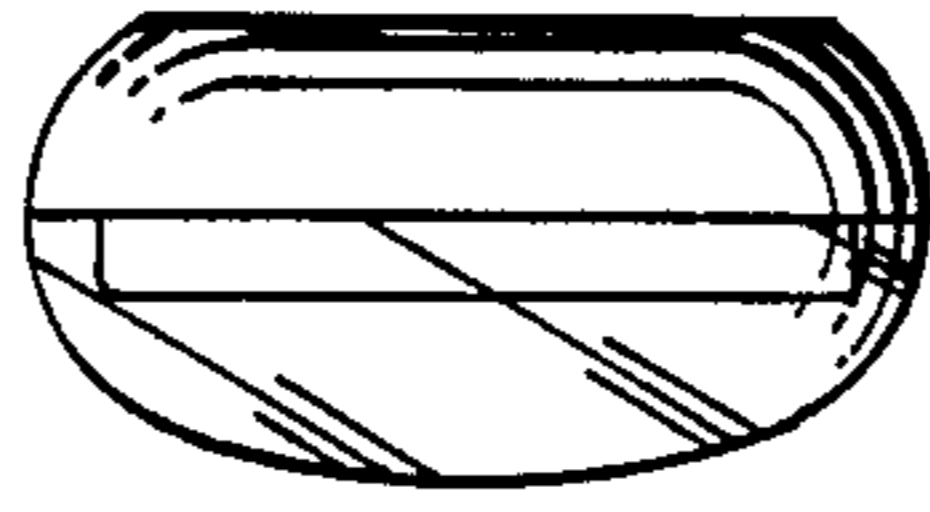


FIG. 1.

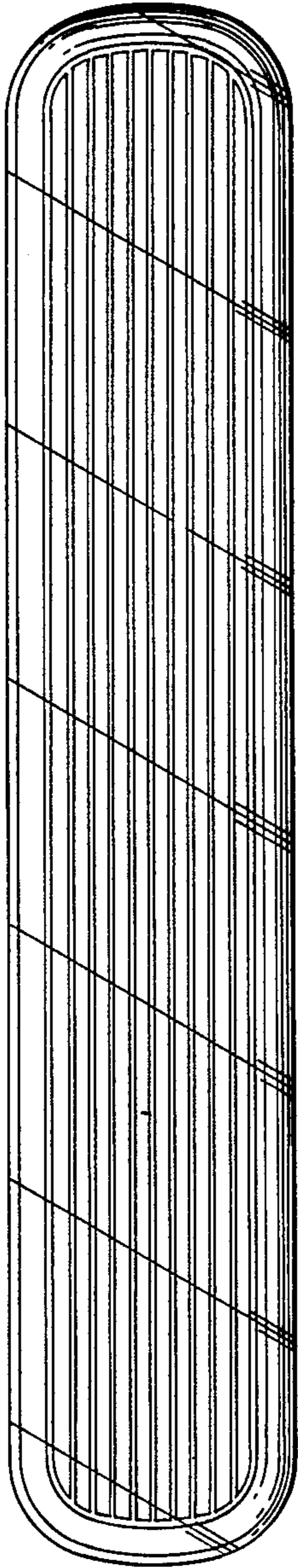


FIG. 2.

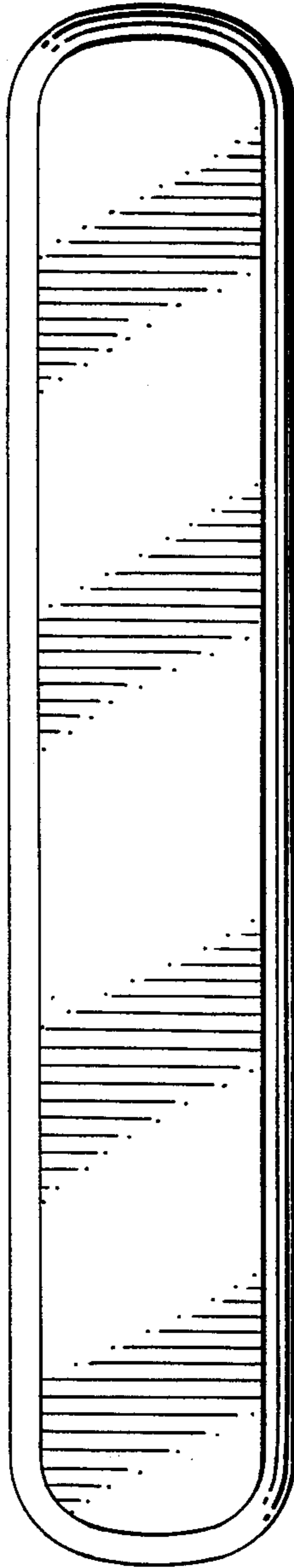


FIG. 3.



FIG. 5.




FIG. 6.



FIG. 7.

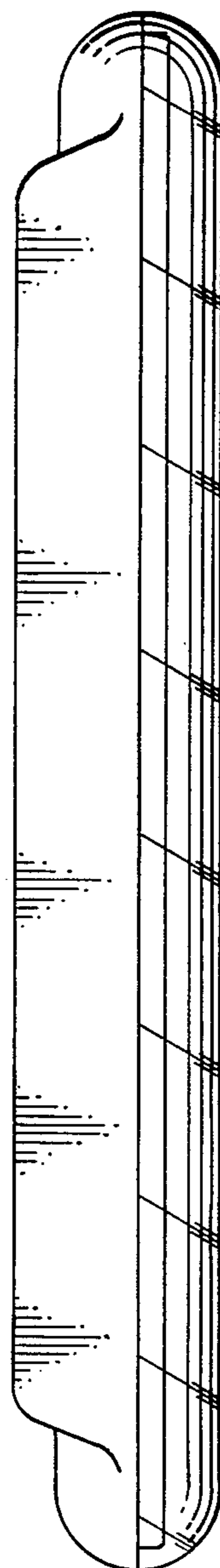


FIG. 8.

