

[54] MARKING INSTRUMENT

[75] Inventors: Norman D. Poisson, Andover, Mass.; Walter B. Herbst, Evanston; Kurt Peterson, Park Ridge, both of Ill.

[73] Assignee: The Gillette Company, Boston, Mass.

[**] Term: 14 Years

[21] Appl. No.: 12,709

[22] Filed: Feb. 9, 1987

[52] U.S. Cl. D19/43; D19/35; D19/49; D19/55

[58] Field of Search D19/35-36, D19/41-51, 54-58; 401/243-247, 261, 262, 52

[56] References Cited

U.S. PATENT DOCUMENTS

- D. 35,577 1/1902 Jacobson D19/45.
- D. 134,205 10/1942 Hasselquist D19/55
- D. 189,170 11/1960 Lovejoy D19/55
- D. 190,263 5/1961 Kaplan D19/49
- D. 191,341 9/1961 Fuchs D19/45

- D. 191,555 10/1961 Parker D19/55
- D. 287,373 12/1986 Regnault D19/43

FOREIGN PATENT DOCUMENTS

22424 4/1959 Canada .

Primary Examiner—Nelson C. Holtje
Assistant Examiner—Martha Thompson
Attorney, Agent, or Firm—John P. Morley

[57] CLAIM

The ornamental design for a marking instrument, as shown and described.

DESCRIPTION

FIG. 1 is a side elevational view of a marking instrument, in an exploded condition, showing our new design, the opposite side being a mirror image thereof; FIG. 2 is a front elevational view in an exploded condition; FIG. 3 is a rear elevational view with the cap member omitted for convenience of illustration; FIG. 4 is a bottom plan view with respect to FIG. 3; and FIG. 5 is a top plan view with respect to FIG. 1.

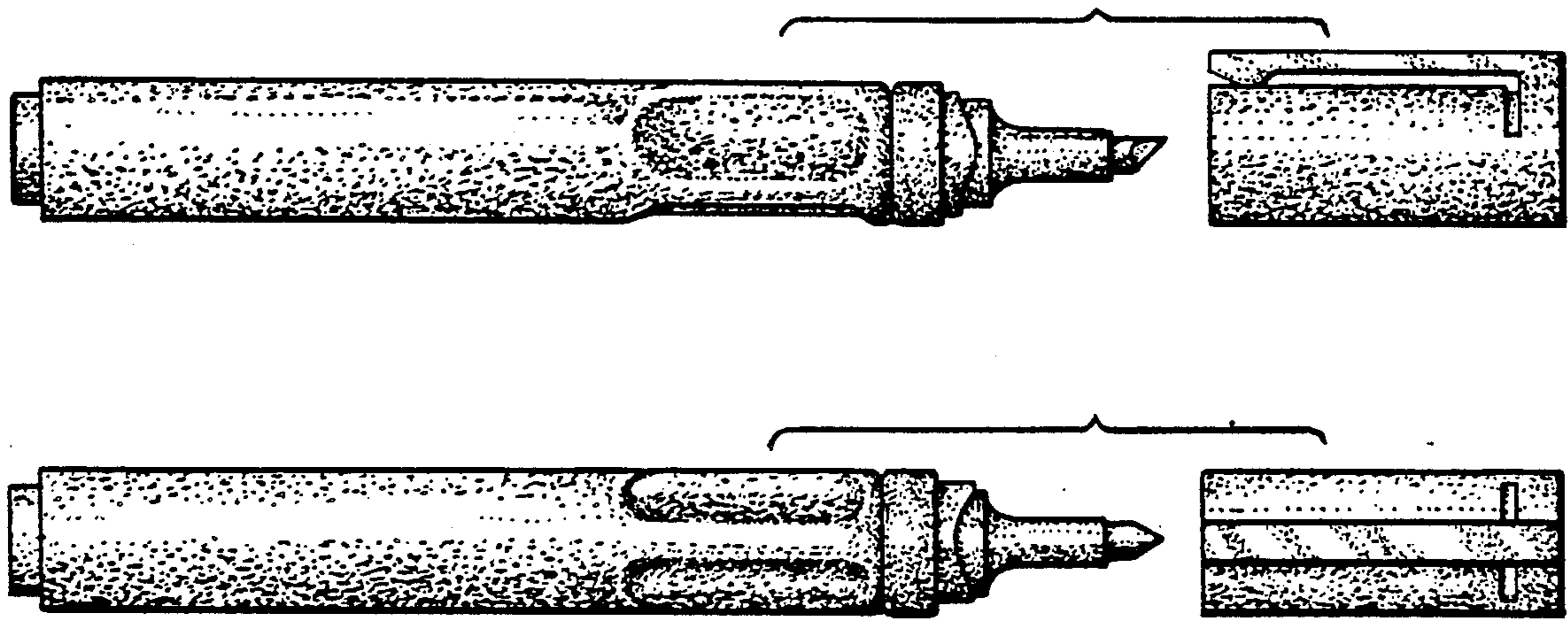


Fig. 1

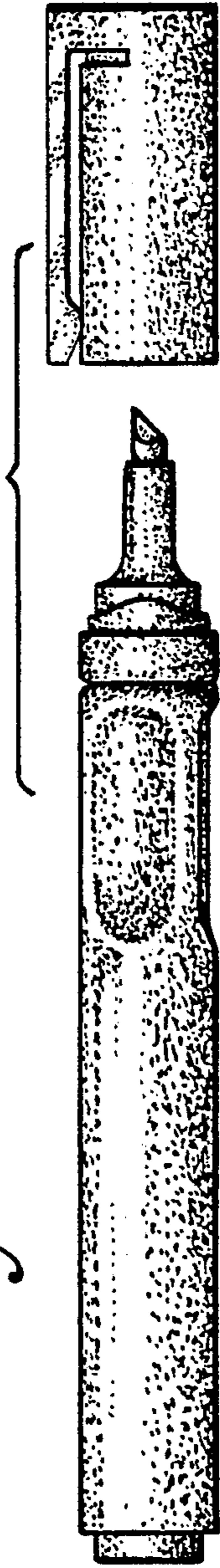


Fig. 2




Fig. 3




Fig. 4



Fig. 5

