

United States Patent [19]

Kodama

[11] Patent Number: Des. 307,438

[45] Date of Patent: ** Apr. 24, 1990

[54] INK RIBBON CASSETTE FOR AN ELECTRONIC COMPUTER

[75] Inventor: Hidetoshi Kodama, Tokyo, Japan

[73] Assignee: Seikosha Co., Ltd., Japan

[*] Notice: The portion of the term of this patent subsequent to Apr. 17, 2004 has been disclaimed.

[**] Term: 14 Years

[21] Appl. No.: 88,944

[22] Filed: Aug. 24, 1987

[30] Foreign Application Priority Data

Feb. 24, 1987 [JP] Japan 62-6770

[52] U.S. Cl. D18/12

[58] Field of Search D18/12, 22, 23, 99; 400/196.1, 208

[56] References Cited

U.S. PATENT DOCUMENTS

- D. 266,256 9/1982 Grey D18/12
- D. 274,178 6/1984 Schiffmacher D18/12

- D. 275,499 9/1984 Akazawa D18/12
- D. 280,210 8/1985 Ledoux D18/12
- D. 280,912 10/1985 Kosaka D18/22
- D. 284,389 6/1986 Sheriek D18/22
- 4,293,234 10/1981 Yonkers et al. 400/196.1
- 4,388,006 6/1983 Waibel 400/208 X
- 4,415,285 11/1983 Bury 400/208 X
- 4,484,825 11/1984 Wilczewski et al. 400/196.1 X
- 4,630,948 12/1986 Karns 400/196.1

Primary Examiner—James R. Largen
Attorney, Agent, or Firm—Bruce L. Adams; Van C. Wilks

[57] CLAIM

The ornamental design for an ink ribbon cassette, as shown and described.

DESCRIPTION

FIG. 1 is a front elevational view of an ink ribbon cassette for an electronic computer showing my new design;
FIG. 2 is a rear elevational view thereof;
FIG. 3 is a left side elevational view thereof;
FIG. 4 is a right side elevational view thereof;
FIG. 5 is a top plan view thereof; and
FIG. 6 is a bottom plan view thereof.

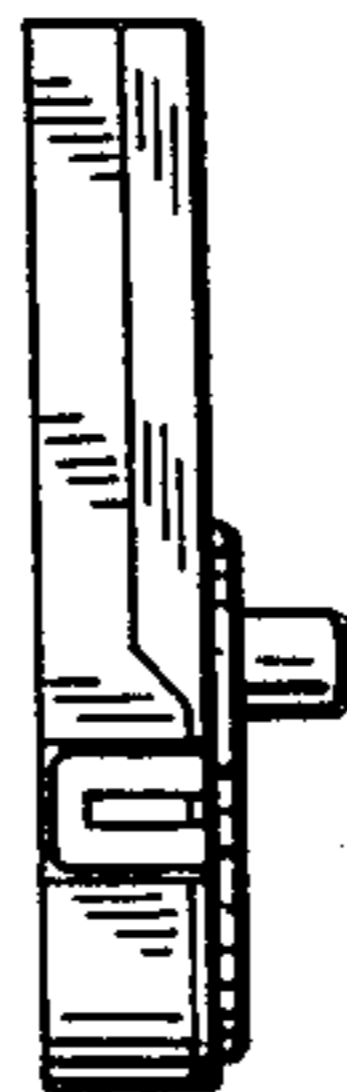
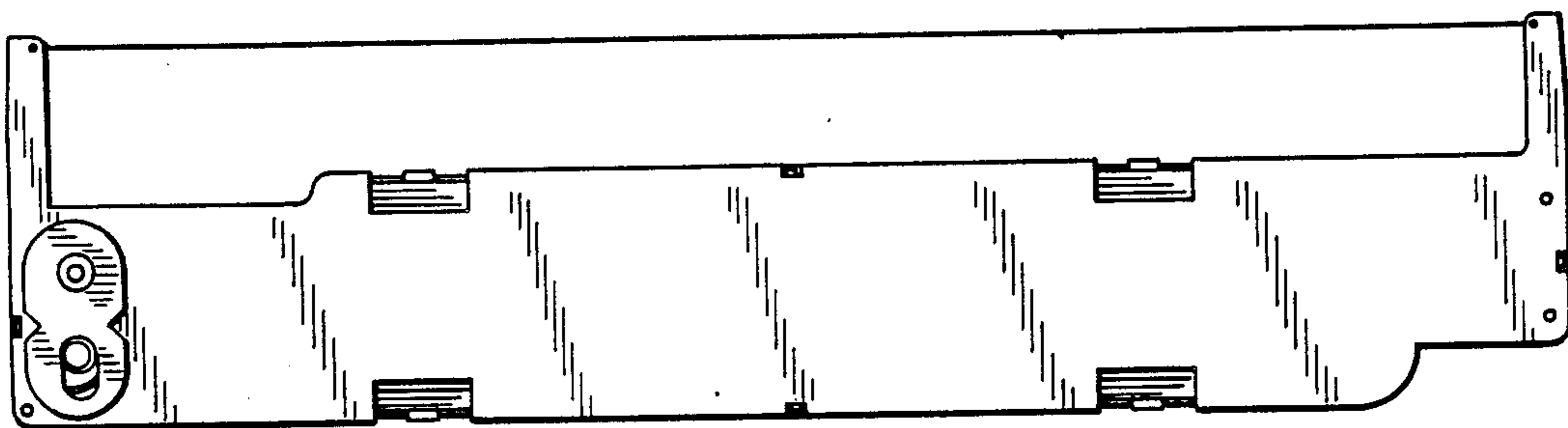




FIG. 1

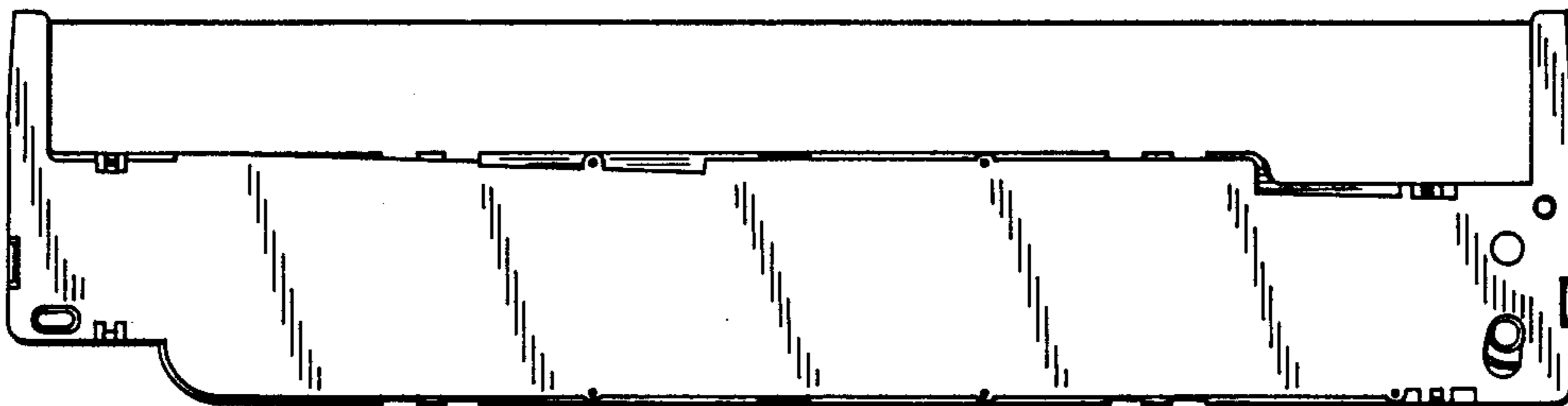


FIG. 2




FIG. 5



FIG. 6

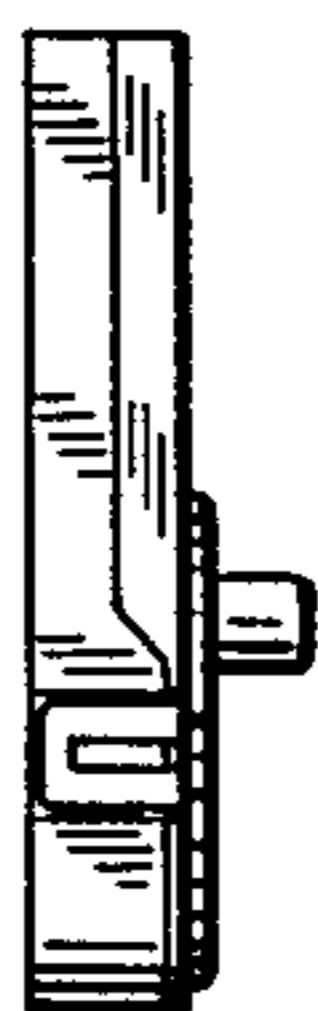


FIG. 3



FIG. 4