

[54] **INK RIBBON CASSETTE FOR ELECTRONIC TYPEWRITER**

[75] Inventors: **Aiko Endo, Tokyo; Koh Hasegawa, Yokohama, both of Japan**

[73] Assignee: **Canon Kabushiki Kaisha, Japan**

[**] Term: **14 Years**

[21] Appl. No.: **941,946**

[22] Filed: **Dec. 15, 1986**

[30] **Foreign Application Priority Data**

Jun. 17, 1986 [JP] Japan 61-23365

[52] U.S. Cl. **D18/12**

[58] Field of Search D18/12, 22, 23, 99; 400/196.1, 208

[56] **References Cited**

U.S. PATENT DOCUMENTS

- D. 265,567 7/1982 Christie et al. D18/12
- D. 271,310 11/1983 Canning et al. D18/12
- D. 280,913 10/1985 Nibley et al. D18/22

- D. 281,255 11/1985 Nibley et al. D18/12
- D. 281,330 11/1985 Kando D18/12
- D. 281,331 11/1985 Nibley et al. D18/12
- D. 281,332 11/1985 Nibley et al. D18/12
- D. 281,333 11/1985 Nibley et al. D18/22
- D. 285,808 9/1986 Fuziwara et al. D18/22
- 4,132,485 1/1979 Hess 400/208

Primary Examiner—James R. Largen

[57] **CLAIM**

The ornamental design for an ink ribbon cassette for electronic typewriter, as shown and described.

DESCRIPTION

FIG. 1 is a front elevational view of an ink ribbon cassette for electronic typewriter showing our new design; FIG. 2 is a rear elevational view thereof; FIG. 3 is a top plan view thereof; FIG. 4 is a bottom plan view thereof; FIG. 5 is a left side elevational view thereof; FIG. 6 is a right side elevational view thereof; and FIG. 7 is a perspective view taken from the top, front and left side thereof.




FIG. 1



FIG. 2



FIG. 3

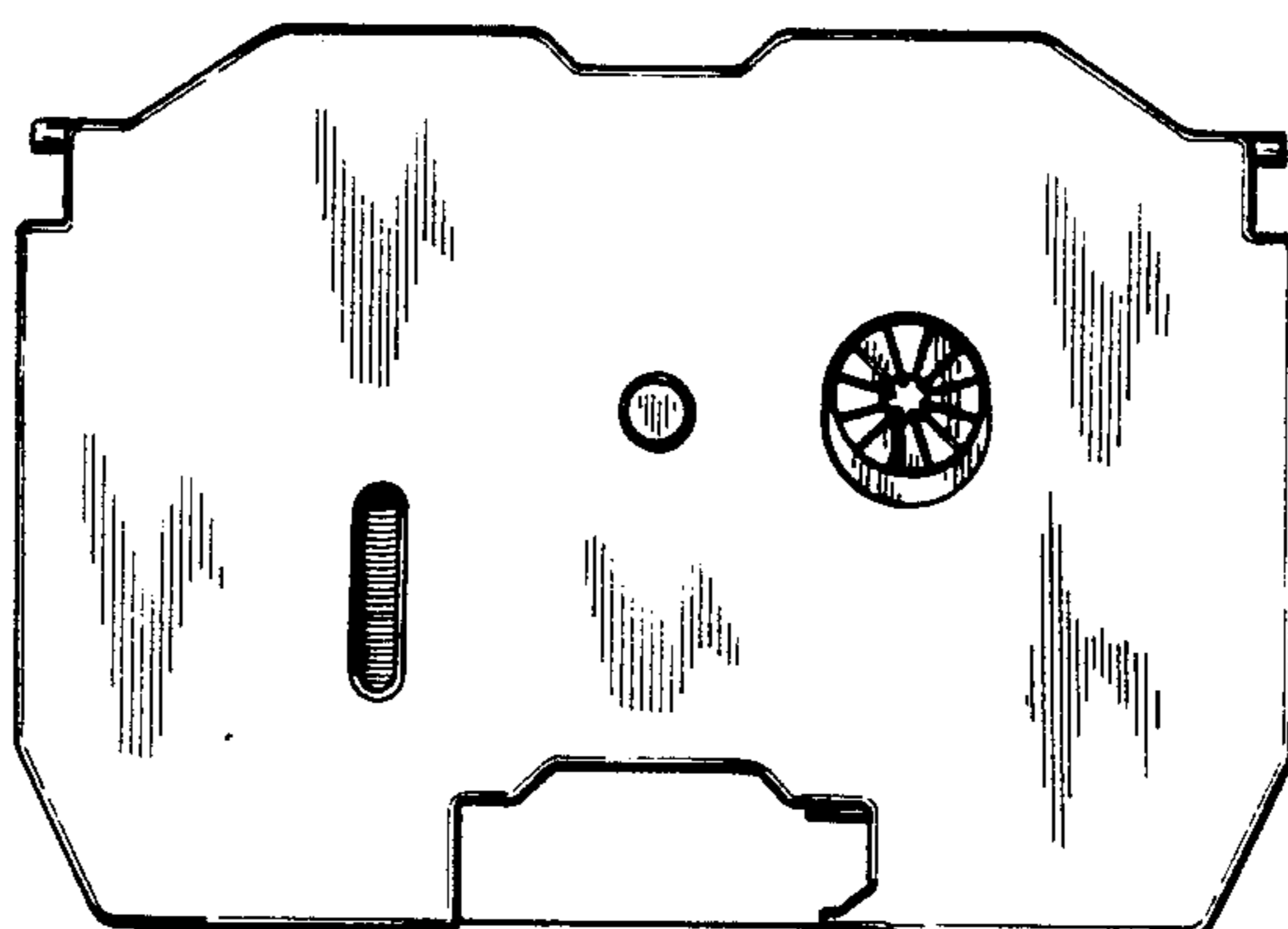


FIG. 4

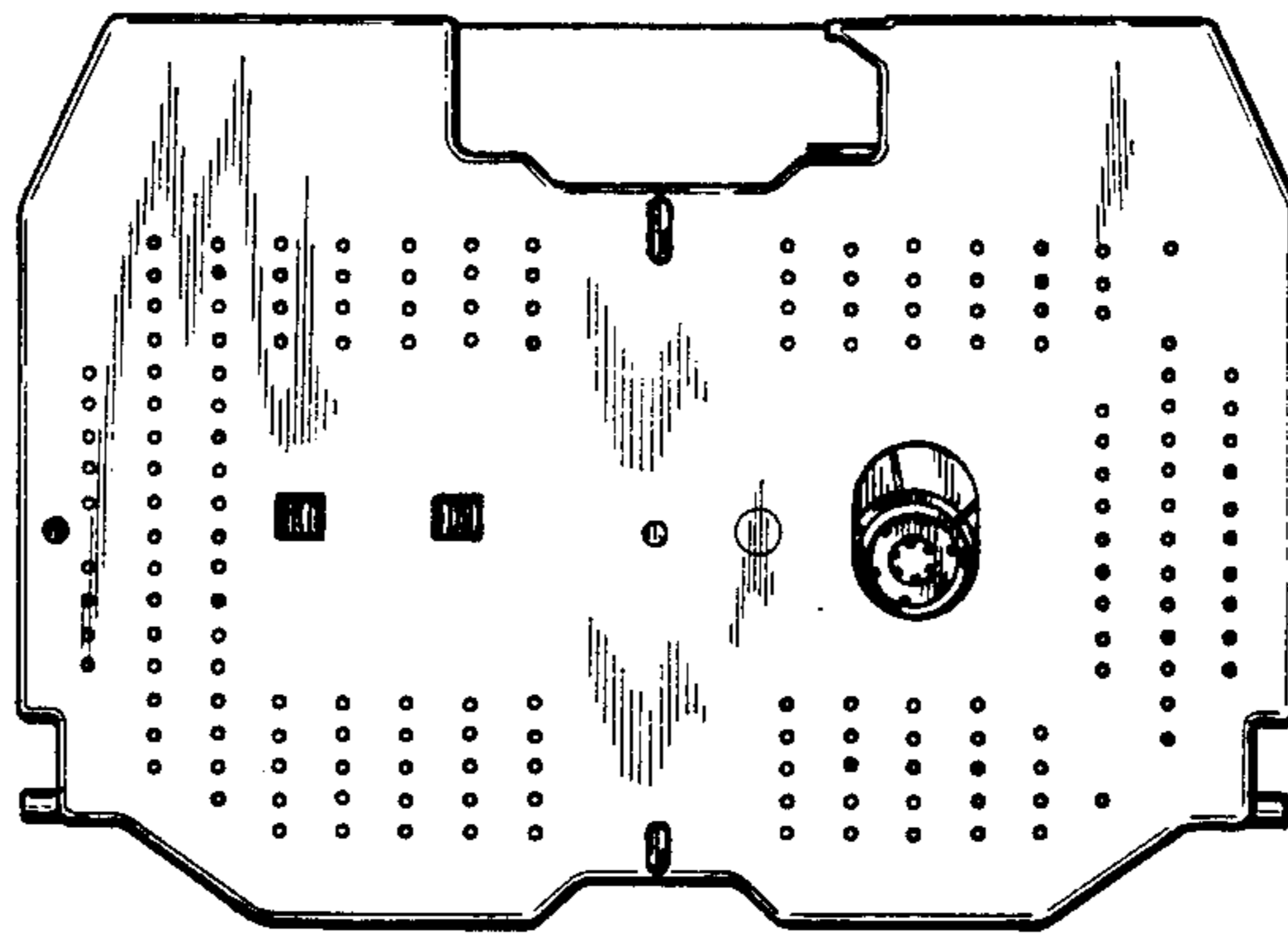


FIG. 5



FIG. 6



FIG. 7

