

[54] TELEPHONE BASE UNIT
 [75] Inventor: Guy E. Desbarats, London, England
 [73] Assignee: British Telecommunications public limited company, London, England
 [**] Term: 14 Years
 [21] Appl. No.: 277,920
 [22] Filed: Nov. 30, 1988

[30] Foreign Application Priority Data
 Jun. 1, 1988 [GB] United Kingdom 1051084
 [52] U.S. Cl. D14/151; D14/149
 [58] Field of Search D14/142, 151, 150, 149, D14/140; 379/440, 436, 428, 419

[56] References Cited
 U.S. PATENT DOCUMENTS
 D. 224,819 9/1972 Humlong D12/120
 D. 259,419 6/1981 Carter D14/151
 D. 265,089 6/1982 Bee D14/151
 D. 267,175 12/1982 Jonda D14/151
 D. 278,814 5/1985 Genaro et al. D14/149
 D. 279,778 7/1985 Stoddard D14/151
 D. 280,405 9/1985 Mitchell D14/151
 D. 281,599 12/1985 Joffe et al. D14/151

D. 288,563 3/1987 Story et al. D14/142
 D. 295,406 4/1988 Dunstall D14/151
 D. 298,831 12/1988 Hughes et al. D15/151
 D. 300,931 5/1989 Strenwalt D14/142
 495,914 4/1893 Smart D12/120
 514,044 2/1894 Sherwood 280/301
 607,779 7/1898 Welch et al. D12/120

OTHER PUBLICATIONS

#67 Models of Kickstands by Wald Manufacturing Co., Inc., 1985.
 "Single Side Stands", pp. 323-326; *Japan's Bicycle Guide 1985*.


Primary Examiner—Horace B. Fay, Jr.
 Attorney, Agent, or Firm—Nixon & Vanderhye

[57] CLAIM

The ornamental design for a telephone base unit, as shown.

DESCRIPTION

FIG. 1 is a front, top and right side perspective view of a telephone base unit showing our new design;
 FIG. 2 is a rear elevational view thereof;
 FIG. 3 is a left side elevational view thereof, the side opposite being substantially a mirror image; and
 FIG. 4 is a bottom plan view thereof.






Fig. 1

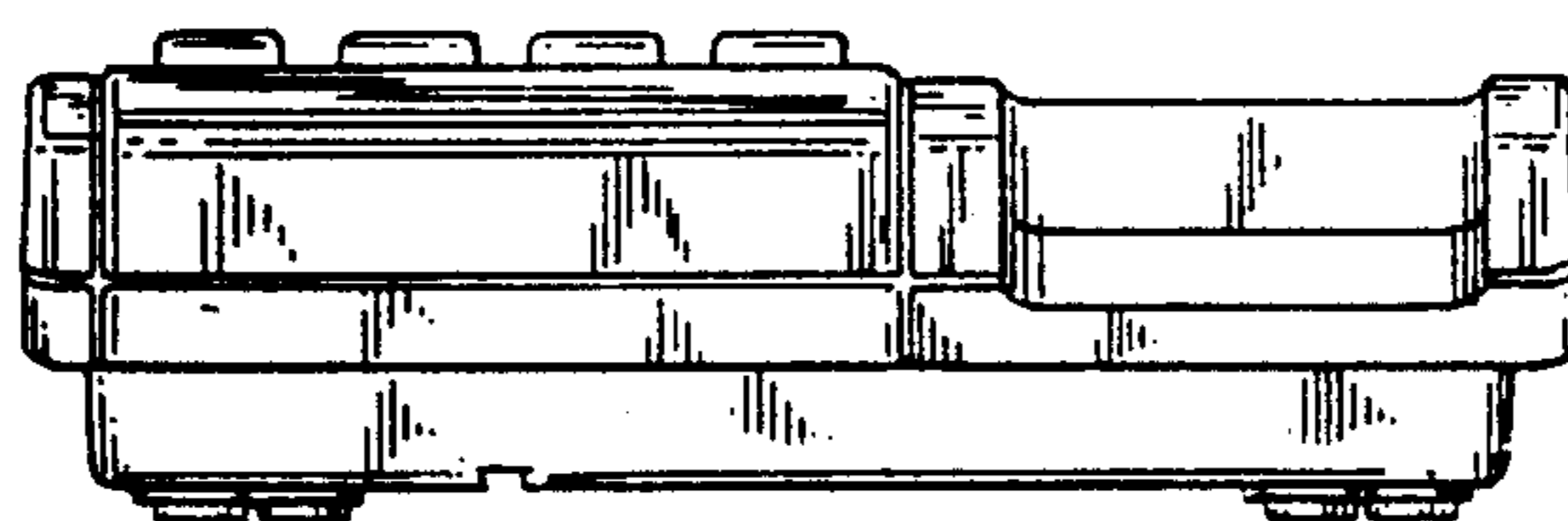


Fig. 2

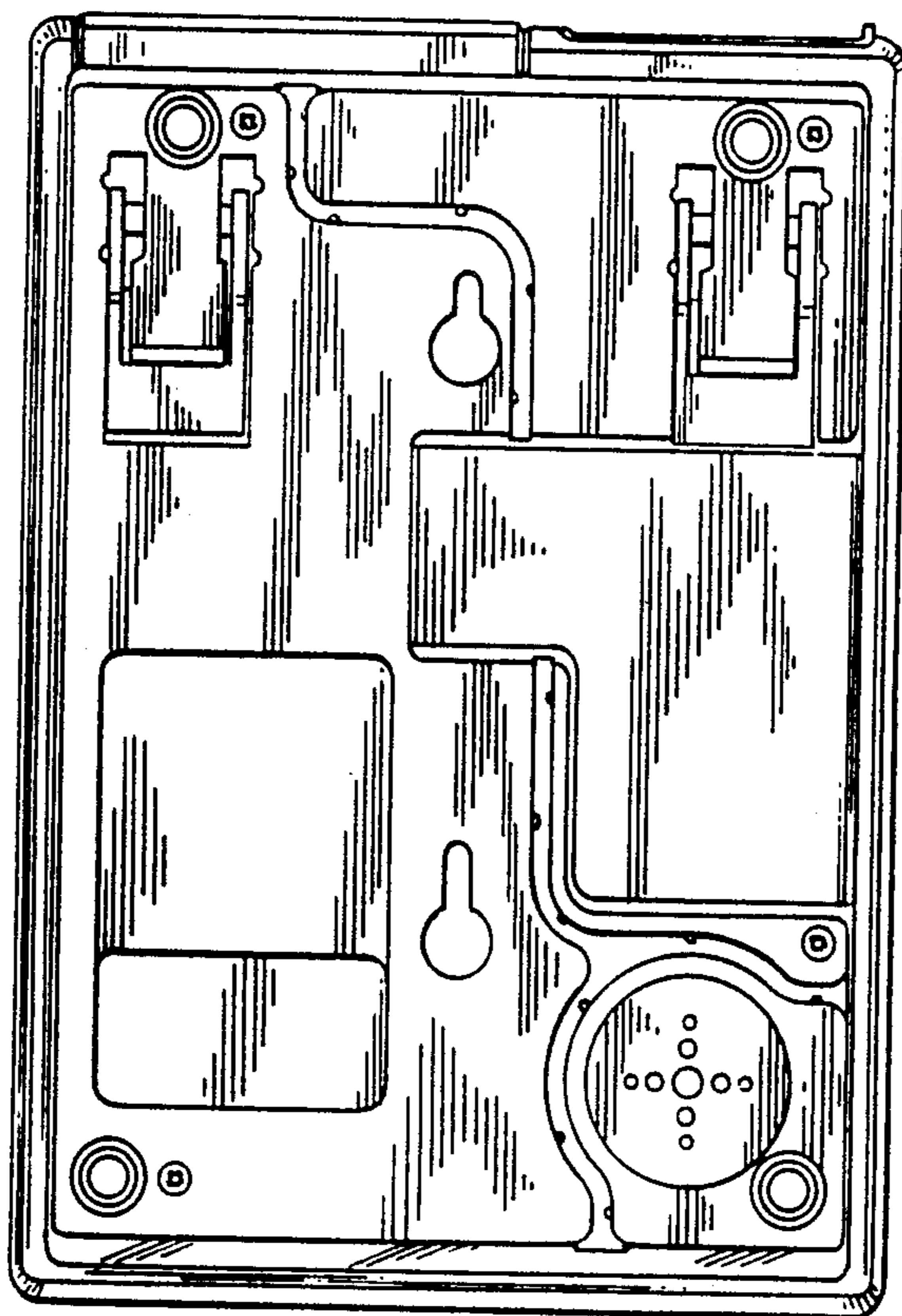


Fig. 3

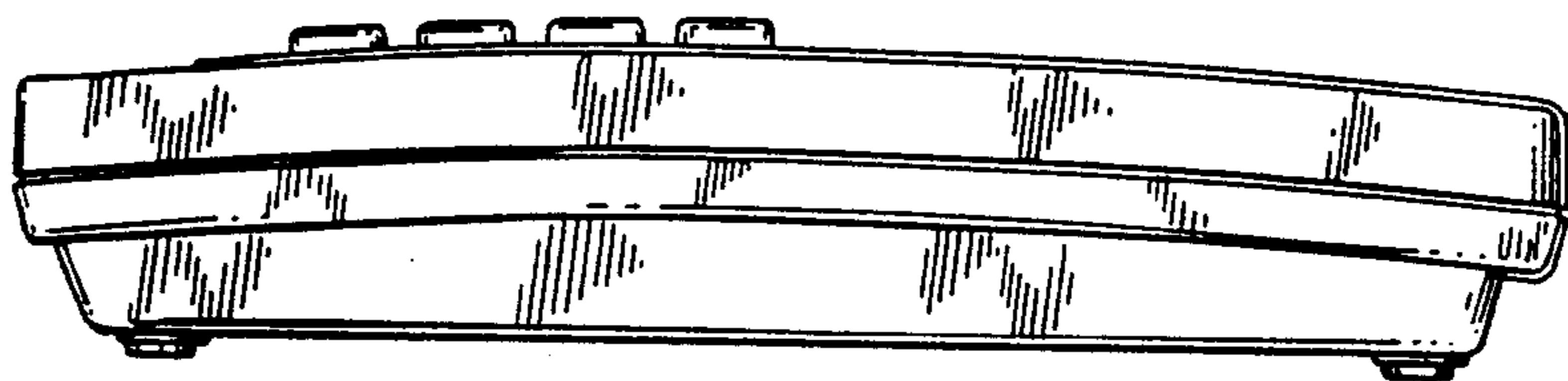


Fig. 4