

[54] TELEPHONE SET

[75] Inventor: Marlan H. Polhemus, Chicago, Ill.

[73] Assignee: NEC Home Electronics U.S.A. Inc., Wood Dale, Ill.

[**] Term: 14 Years

[21] Appl. No.: 203,023

[22] Filed: Jun. 3, 1988

[52] U.S. Cl. D14/151; D14/142

[58] Field of Search D14/151, 142, 149, 150, D14/248; 379/440, 419, 420, 428, 432, 434, 435, 436

[56] References Cited

U.S. PATENT DOCUMENTS

D. 278,903	5/1985	Ando	D14/151
D. 280,617	9/1985	Inaka	D14/151
D. 284,469	7/1986	Ando	D14/151
D. 284,855	7/1986	Graf	D14/151
D. 286,042	10/1986	Fukutani	D14/151
D. 288,319	2/1987	Suzuki	D14/151
D. 292,921	11/1987	Konellis	D14/151
D. 293,439	12/1987	Nogas	D14/151
D. 296,550	7/1988	Inaka	D14/151
D. 300,319	3/1989	Stokholm et al.	D14/151

D. 300,925 5/1989 Nogas D14/151


Primary Examiner—Horace B. Fay, Jr.
Attorney, Agent, or Firm—Guy W. Shoup; Paul J. Winters

[57] CLAIM

The ornamental design for telephone set, as shown and described.

DESCRIPTION

FIG. 1 is a front, top and right side perspective view of a telephone set showing my new design;
 FIG. 2 is a left side elevational view thereof;
 FIG. 3 is a bracketed top plan view of the handset and the stand spaced apart for facility of illustration;
 FIG. 4 is a bracketed rear elevational view of the stand and handset;
 FIG. 5 is a bracketed bottom plan view of the stand and handset;
 FIG. 6 is a bracketed front elevational view of the handset and stand;
 FIG. 7 is a right side elevational view of the stand alone; and
 FIG. 8 is a right side elevational view of the handset alone.
 The electric cord shown only in FIG. 1 is omitted in other figures for facility and convenience of illustration.






FIG. 1.

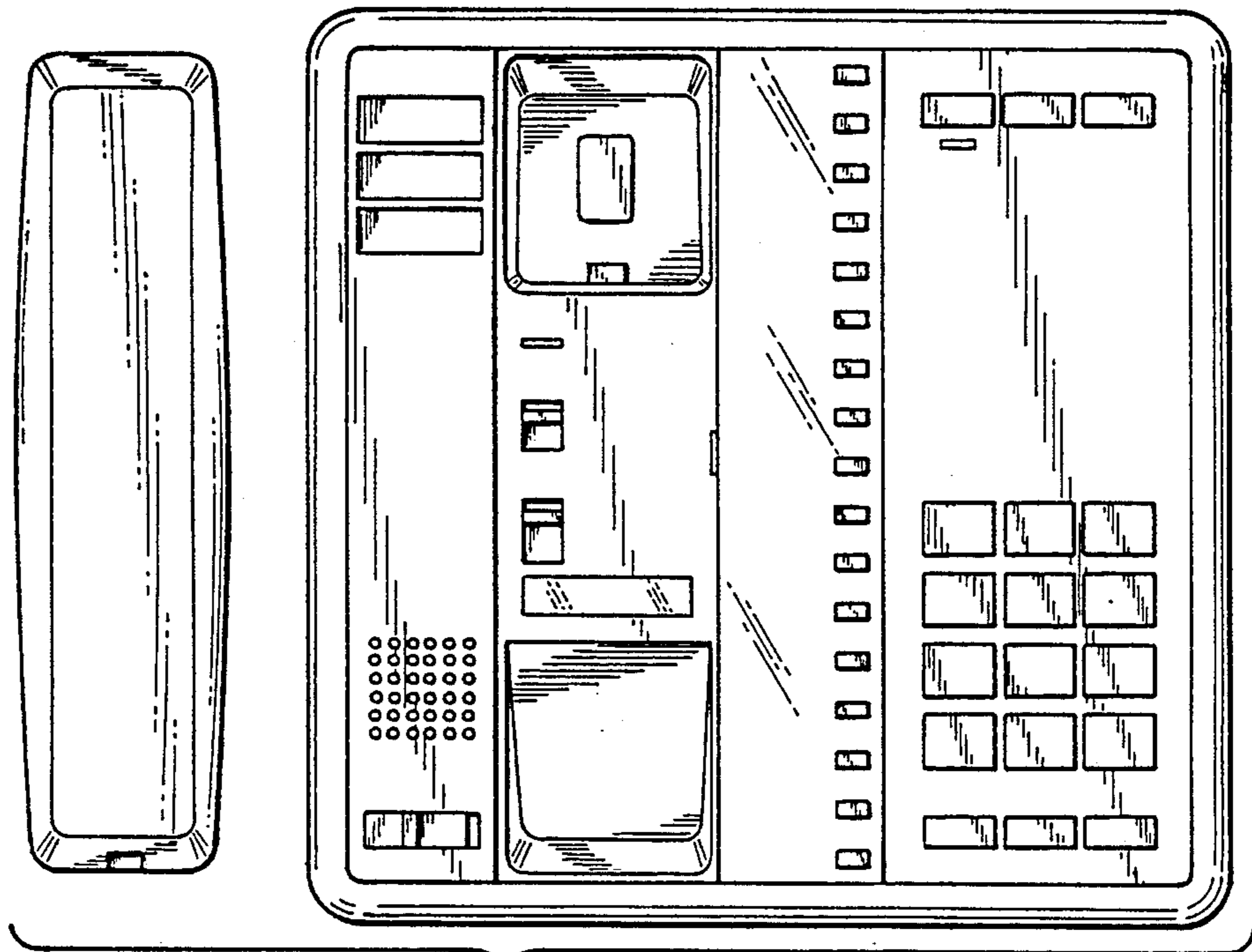


FIG. 3.




FIG. 2.




FIG. 4.

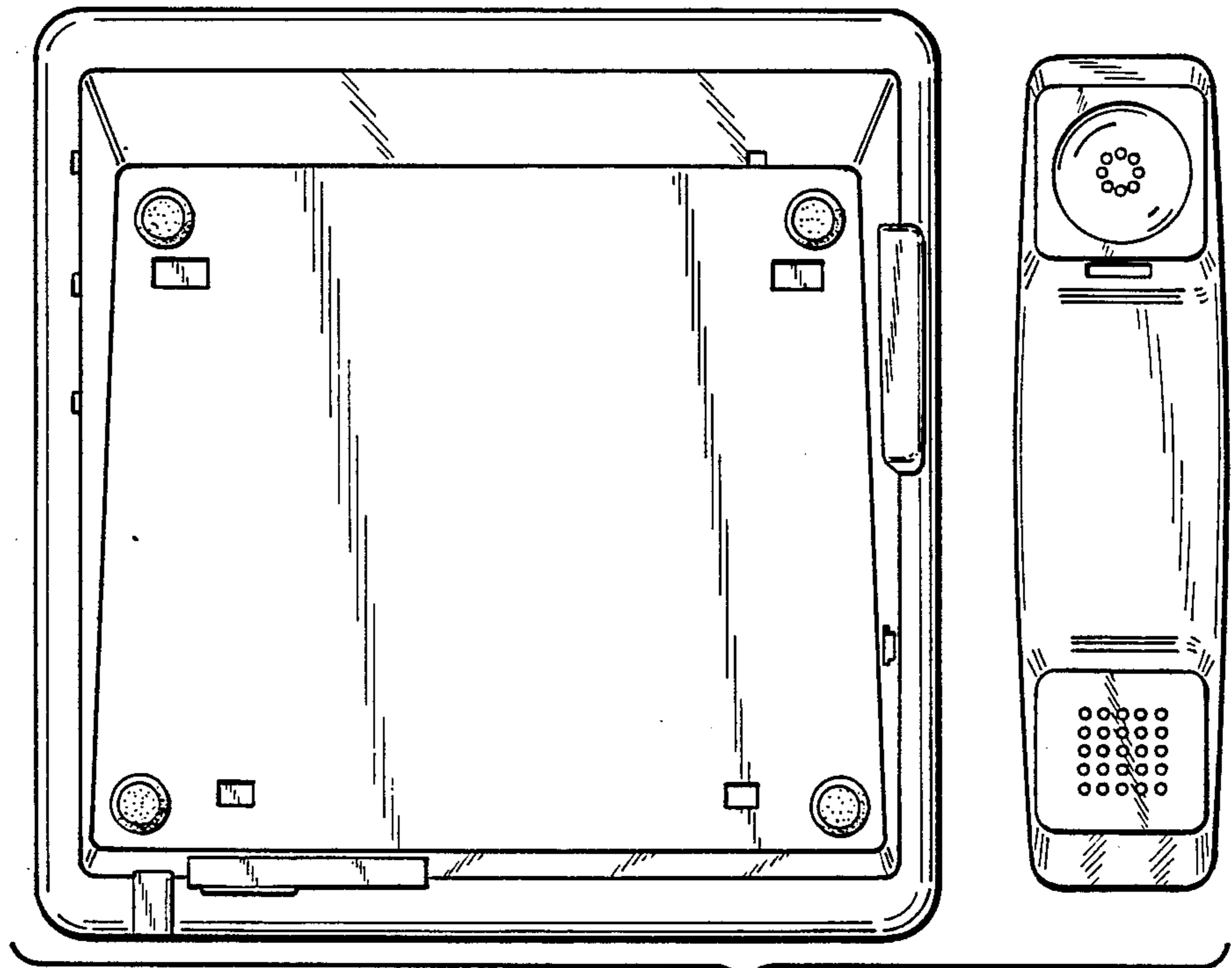


FIG. 5.

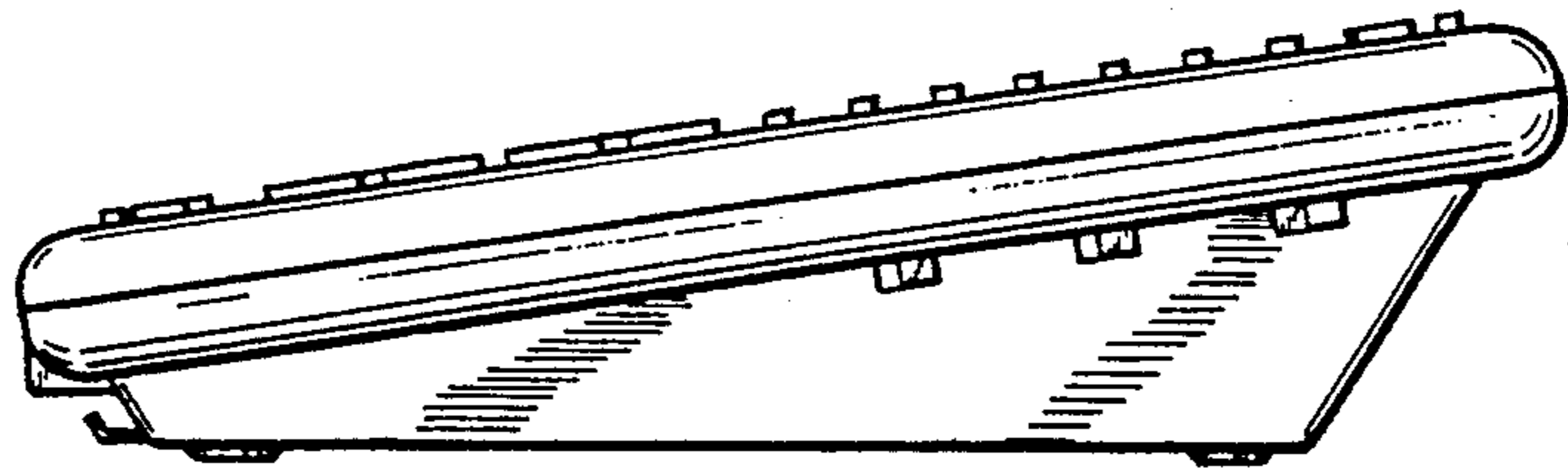


FIG. 7.

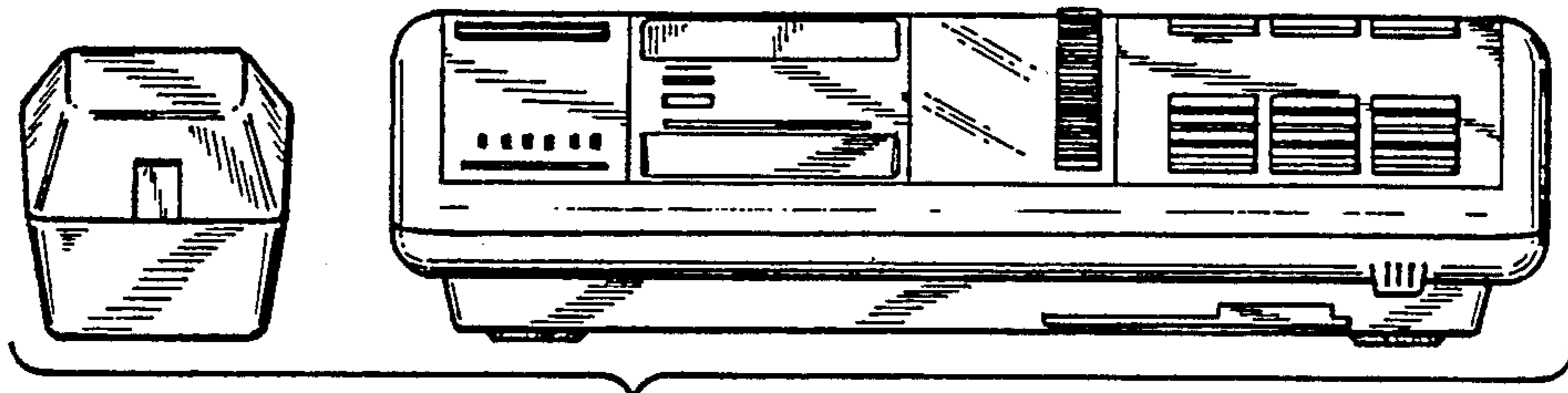


FIG. 6.



FIG. 8.