

[54] WIND DEFLECTOR

1462747 11/1966 France 296/91
2534196 4/1984 France 296/91

[76] Inventor: John A. Bott, 931 Lakeshore Dr.,
Grosse Pointe Shores, Mich. 48236

[*] Notice: The portion of the term of this patent
subsequent to Apr. 24, 2004 has been
disclaimed.

[**] Term: 14 Years

[21] Appl. No.: 21,440

[22] Filed: Mar. 4, 1987

[52] U.S. Cl. D12/181

[58] Field of Search D12/181; 296/180.1,
296/180.4, 91; 98/2.12

[56] References Cited

U.S. PATENT DOCUMENTS

- D. 189,747 2/1961 Shumaker D12/181
- D. 243,001 1/1977 Anziano D12/181
- D. 263,040 2/1982 Fitzgerald et al. D12/181
- 2,557,908 6/1951 Cross 98/2.12
- 2,933,344 4/1960 Shumaker D12/181
- 3,063,748 11/1962 Keeler D12/181
- 3,072,431 1/1963 Shumaker D12/181
- 3,960,402 6/1976 Keck 296/180.4
- 4,085,665 4/1978 Paxton 98/2.12
- 4,316,630 2/1982 Evans 296/180.4
- 4,320,920 3/1982 Goudey 296/180.4

FOREIGN PATENT DOCUMENTS

1903841 11/1970 Fed. Rep. of Germany 296/91

OTHER PUBLICATIONS

J. C. Whitney catalog No. 458D, ©1985, p. 117, Rear
Window-Mount Air Deflectors for Hatchback Cars,
center right side of page.

Primary Examiner—James M. Gandy
Attorney, Agent, or Firm—Harness, Dickey & Pierce

[57] CLAIM

The ornamental design for a wind deflector, as shown
and described.

DESCRIPTION

FIG. 1 is a perspective view of a wind deflector showing my new design it being understood that the fragmentary broken line illustration of a portion of an automotive vehicle is for illustrative purposes only and forms no part of the claimed design;

FIG. 2 is an enlarged right side elevational view thereof looking in the direction of arrow II in FIG. 1;

FIG. 3 is an enlarged left side elevational view thereof looking in the direction of arrow III in FIG. 1;

FIG. 4 is an enlarged left edge elevational view thereof;

FIG. 5 is an enlarged right edge elevational view thereof;

FIG. 6 is a top perspective view thereof;

FIG. 7 is a greatly enlarged cross-sectional view taken along line VII—VII in FIG. 5; and

FIG. 8 is a greatly enlarged cross-sectional view taken along line VIII—VIII in FIG. 5.

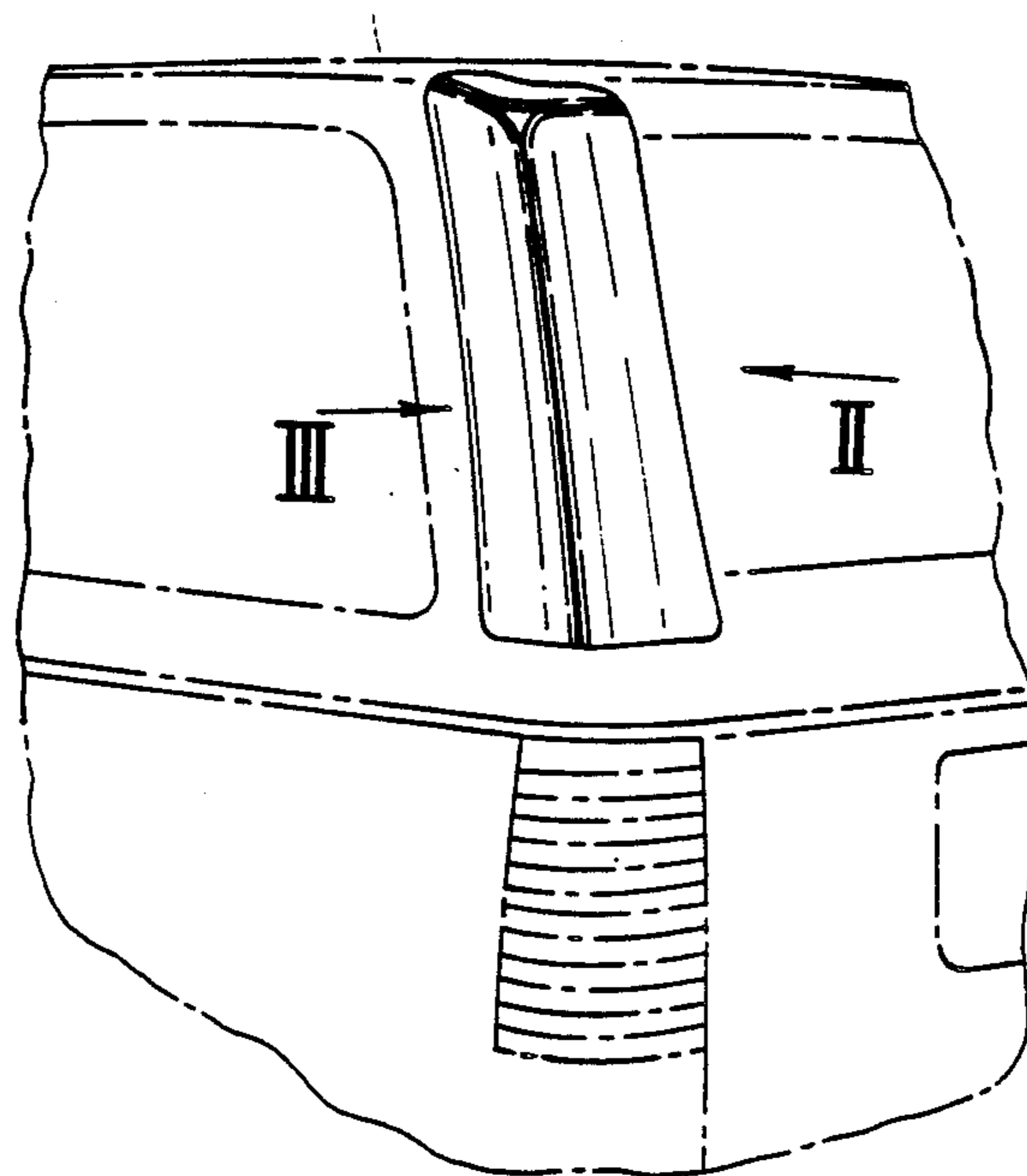


FIG. 1.

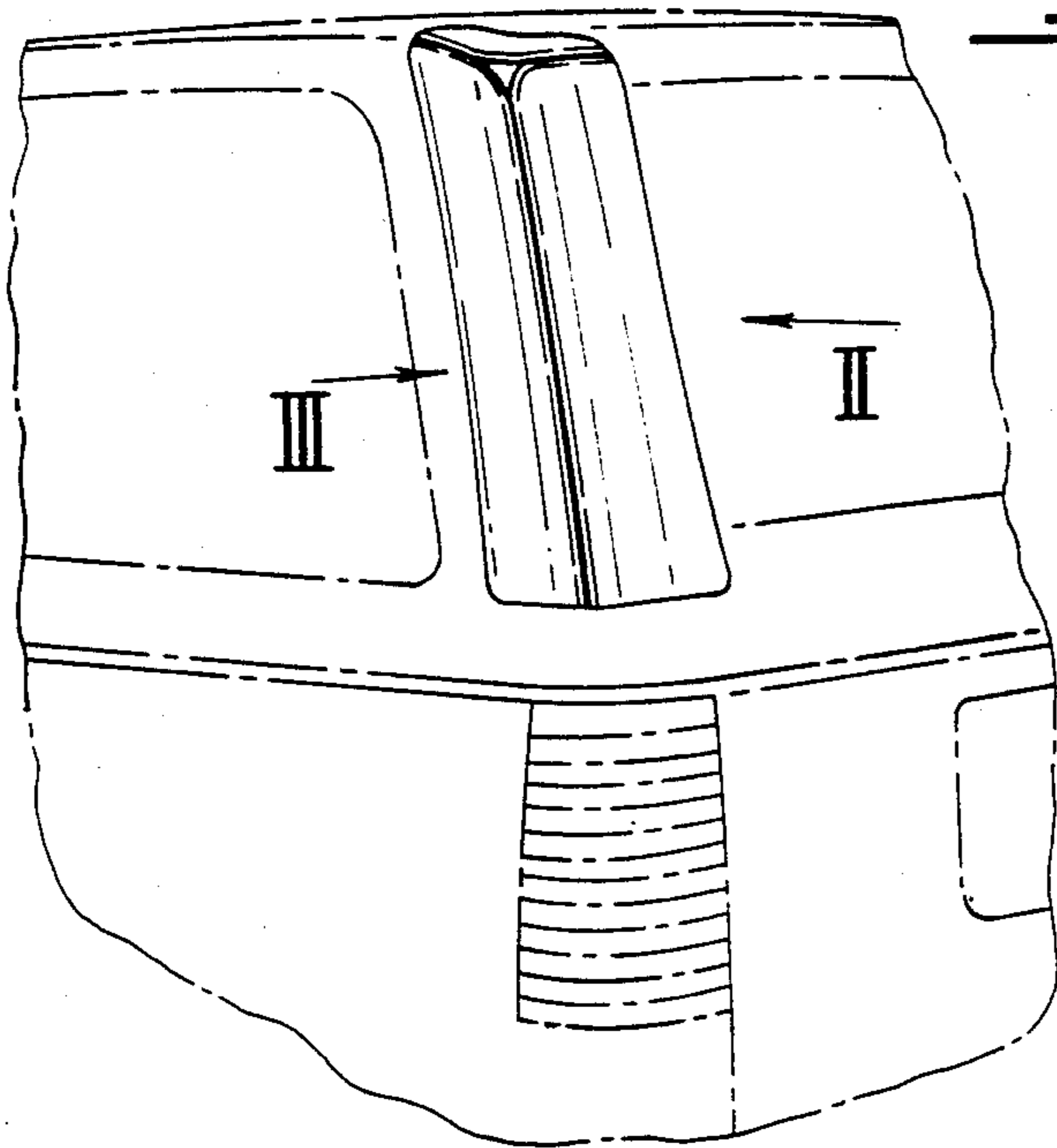


FIG. 2.

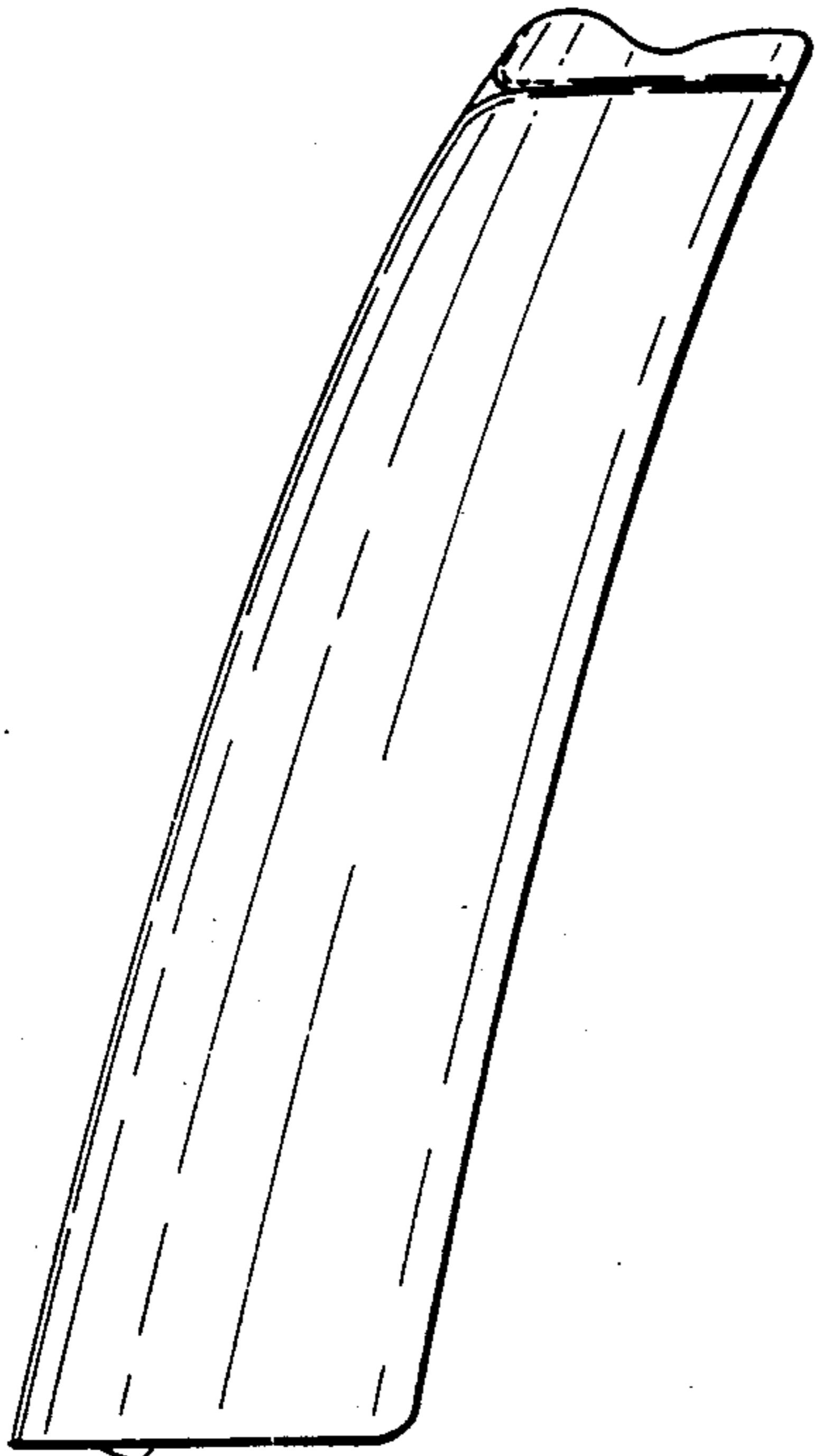


FIG. 3.

