

[54] REFLECTANCE METER
 [75] Inventor: Kenneth D. Collister, Elkhart, Ind.
 [73] Assignee: Miles Inc., Elkhart, Ind.
 [**] Term: 14 Years
 [21] Appl. No.: 113,728
 [22] Filed: Oct. 28, 1987
 [52] U.S. Cl. D10/46
 [58] Field of Search D10/46; 356/402, 416,
 356/445, 448; D26/118; D24/1.1, 8, 17;
 D16/17

3,846,027 11/1974 Hyman et al. 356/418
 4,266,877 5/1981 Bodart 356/418
 4,373,819 2/1983 Pallotta 356/445

Primary Examiner—Nelson C. Holtje
 Assistant Examiner—Antoine D. Davis
 Attorney, Agent, or Firm—Roger N. Coe

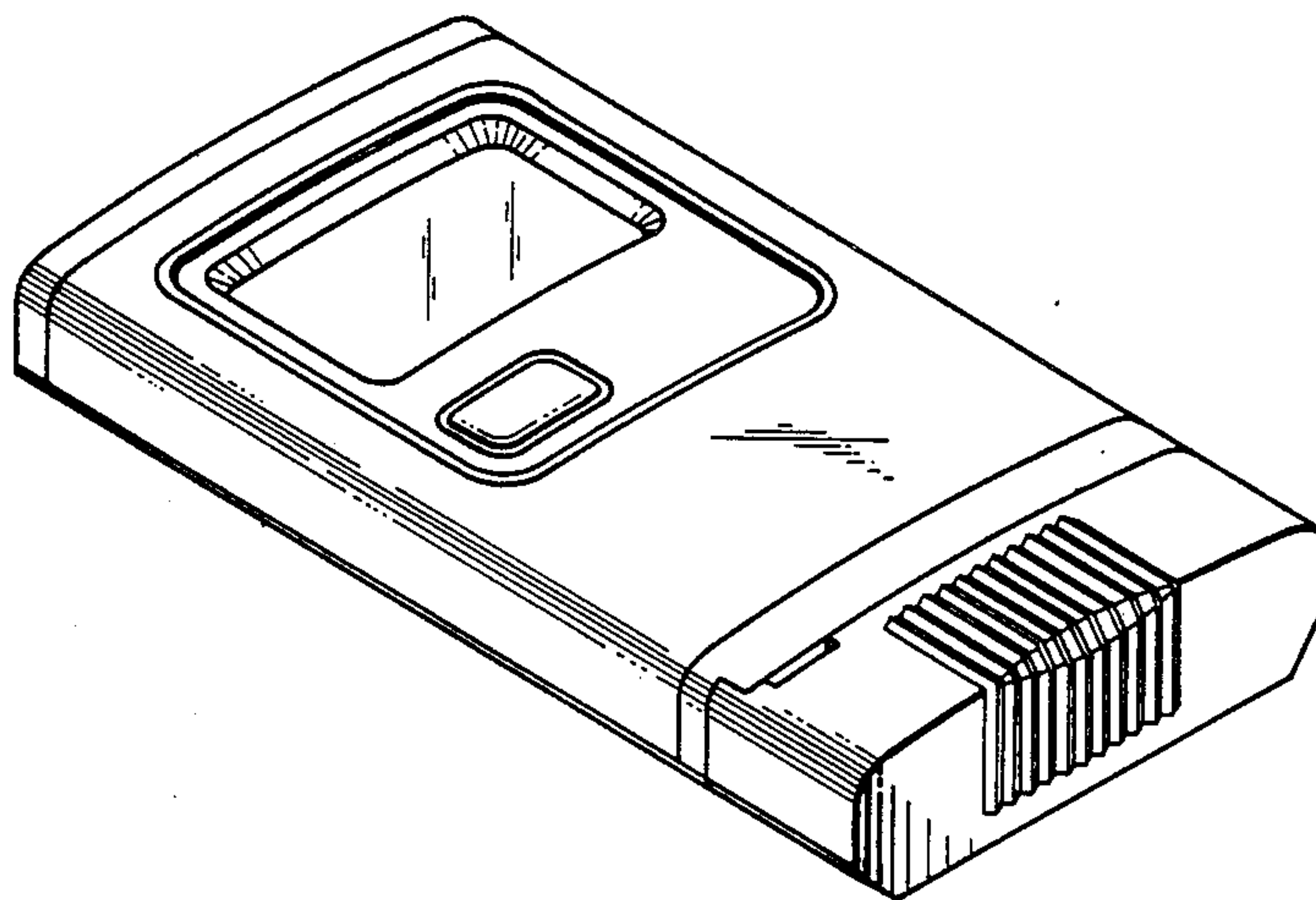
[57] CLAIM

The ornamental design for the reflectance meter, as shown and described.

DESCRIPTION

FIG. 1 is a top, front and left side perspective view of a reflective meter showing my new design;
 FIG. 2 is a top plan view;
 FIG. 3 is a left side view;
 FIG. 4 is a right side view;
 FIG. 5 is a bottom plan view;
 FIG. 6 is a front elevational view; and
 FIG. 7 is a rear elevational view thereof.

[56] References Cited
 U.S. PATENT DOCUMENTS
 D. 261,623 11/1981 Collister et al. D10/46
 D. 283,107 3/1986 Collister D10/46
 D. 292,277 10/1987 Collister et al. D10/46



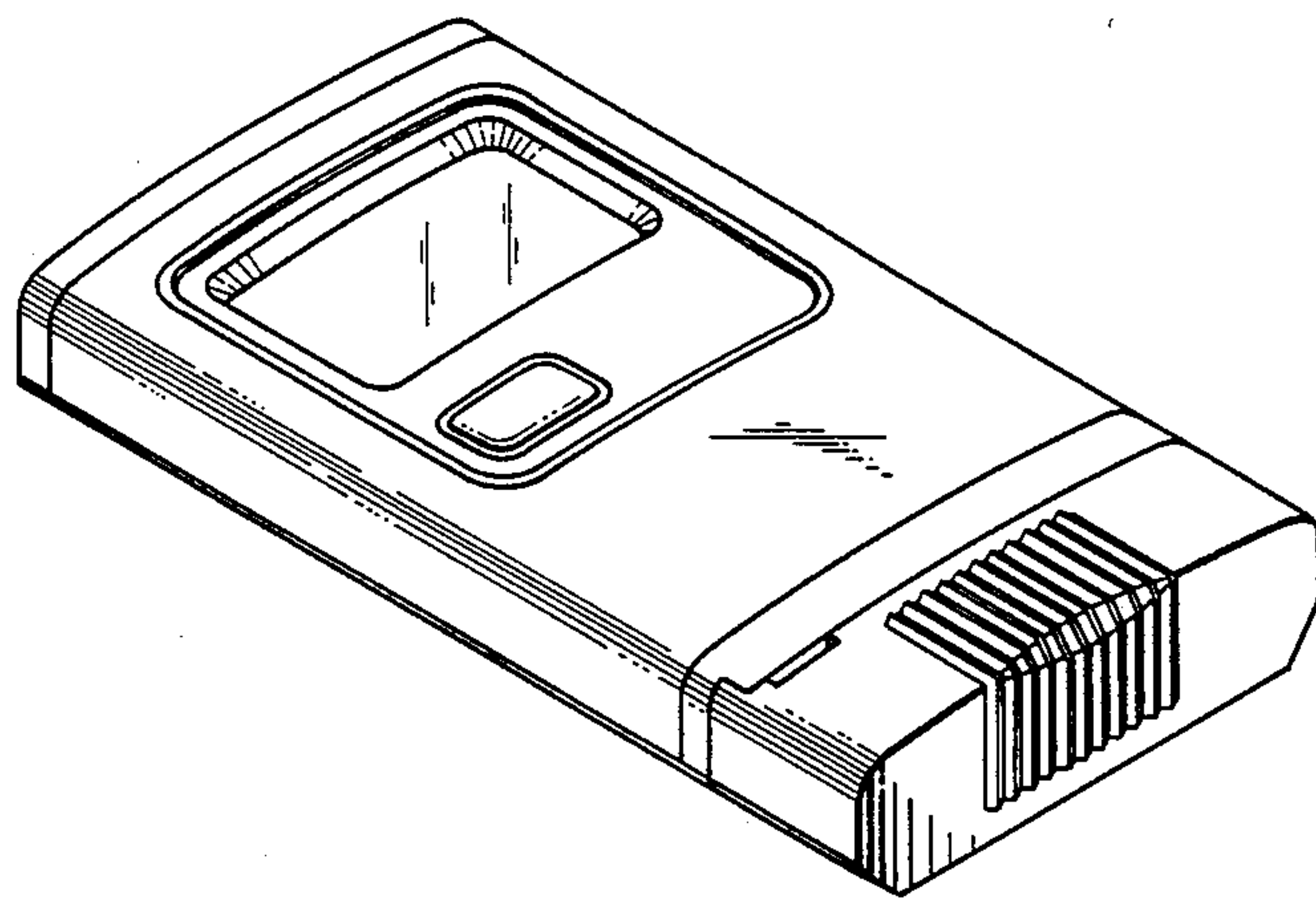


FIG. 1

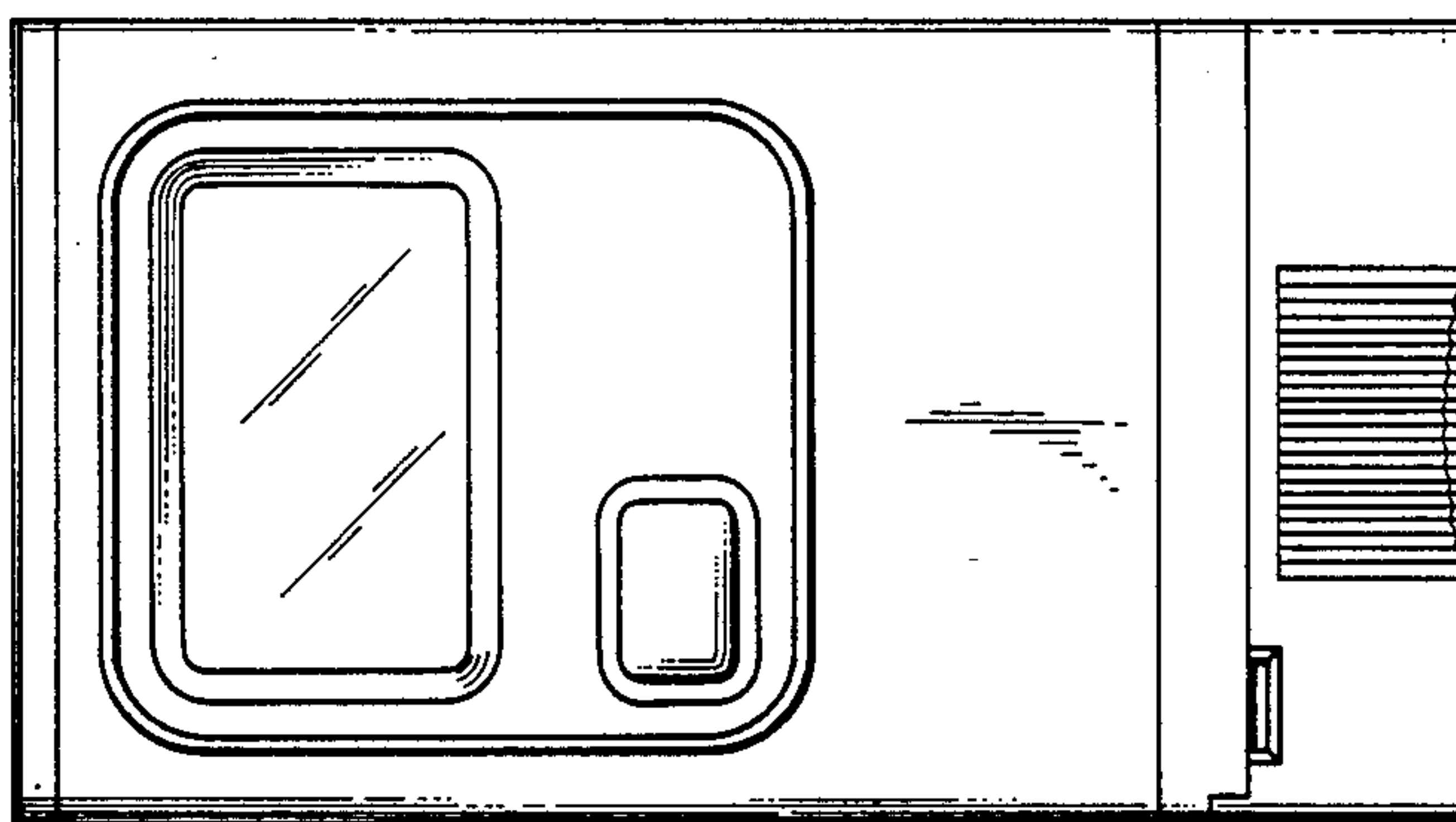


FIG. 2




FIG. 3




FIG. 4




FIG. 5




FIG. 6




FIG. 7