

[54] COLLAPSIBLE BEVERAGE CONTAINER

[76] Inventor: Kinichi Kimura, No. 3-21-11, Akazuka Shinmachi, Itabashi-Ku, Tokyo, Japan

[\*\*] Term: 14 Years

[21] Appl. No.: 60,431

[22] Filed: Jun. 11, 1987

[52] U.S. Cl. .... D9/302; 383/80

[58] Field of Search ..... D9/305, 302, 345, 447, D9/350; D7/305; 222/92, 94, 97, 107, 566, 575; 206/807; 383/80, 120, 904, 906, 109

[56] References Cited

U.S. PATENT DOCUMENTS

317,641	5/1885	Grout .....	222/92
3,065,898	11/1962	Daugherty .....	383/120
3,490,507	1/1970	Grashorn .....	383/109
4,669,124	5/1987	Kimura .....	383/80
4,732,299	3/1988	Hoyt .....	222/94

FOREIGN PATENT DOCUMENTS

2159123A 10/1984 United Kingdom .

Primary Examiner—Louis S. Zarfes  
Assistant Examiner—R. T. Seifert  
Attorney, Agent, or Firm—Oliff & Berridge

[57] CLAIM

The ornamental design for a collapsible beverage container, as shown.

DESCRIPTION

FIG. 1 is a perspective view of a collapsible beverage container showing my new design, in its unfilled state; FIG. 2 is a front elevational view; FIG. 3 is a bottom plan view; FIG. 4 is a top plan view; FIG. 5 is a side elevational view, the opposite side being identical; FIG. 6 is a perspective view, shown in its filled state; FIG. 7 is a front elevational view of FIG. 6, the opposite side being identical; FIG. 8 is a bottom plan view of FIG. 6; FIG. 9 is a top plan view of FIG. 6; and FIG. 10 is a side elevational view of FIG. 6, the opposite side being identical.

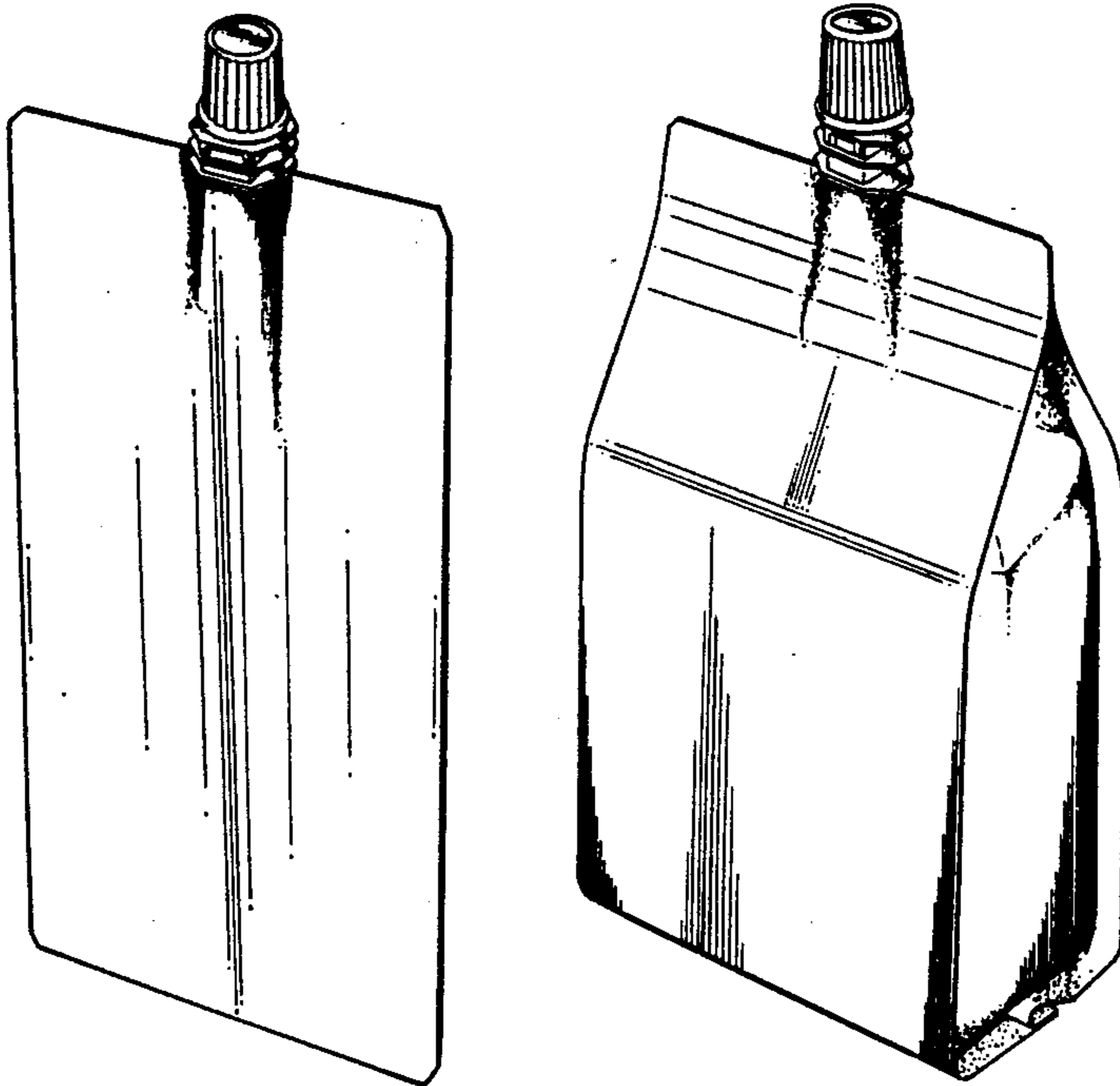


FIG. 1




FIG. 2




FIG. 3



FIG. 4

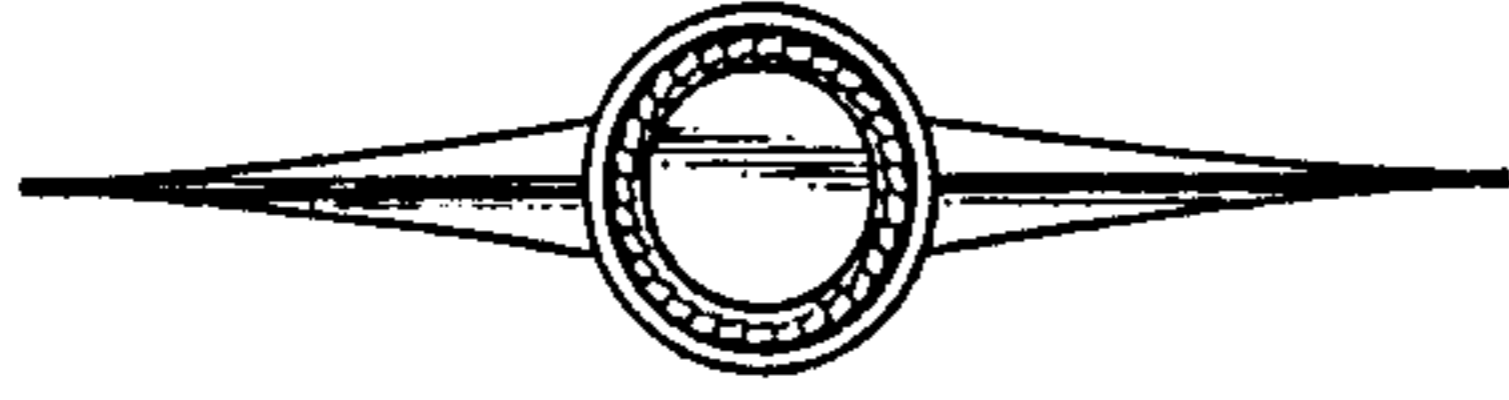


FIG. 5

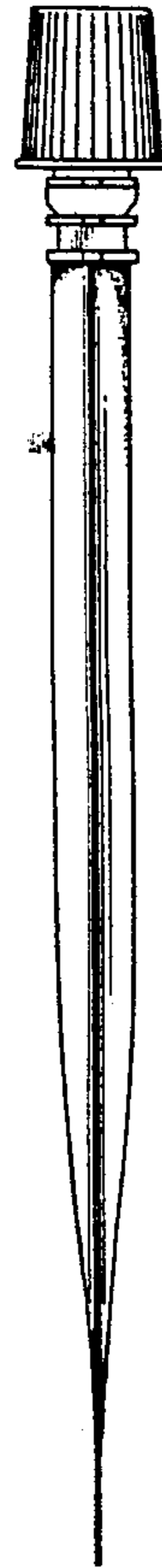


FIG. 6

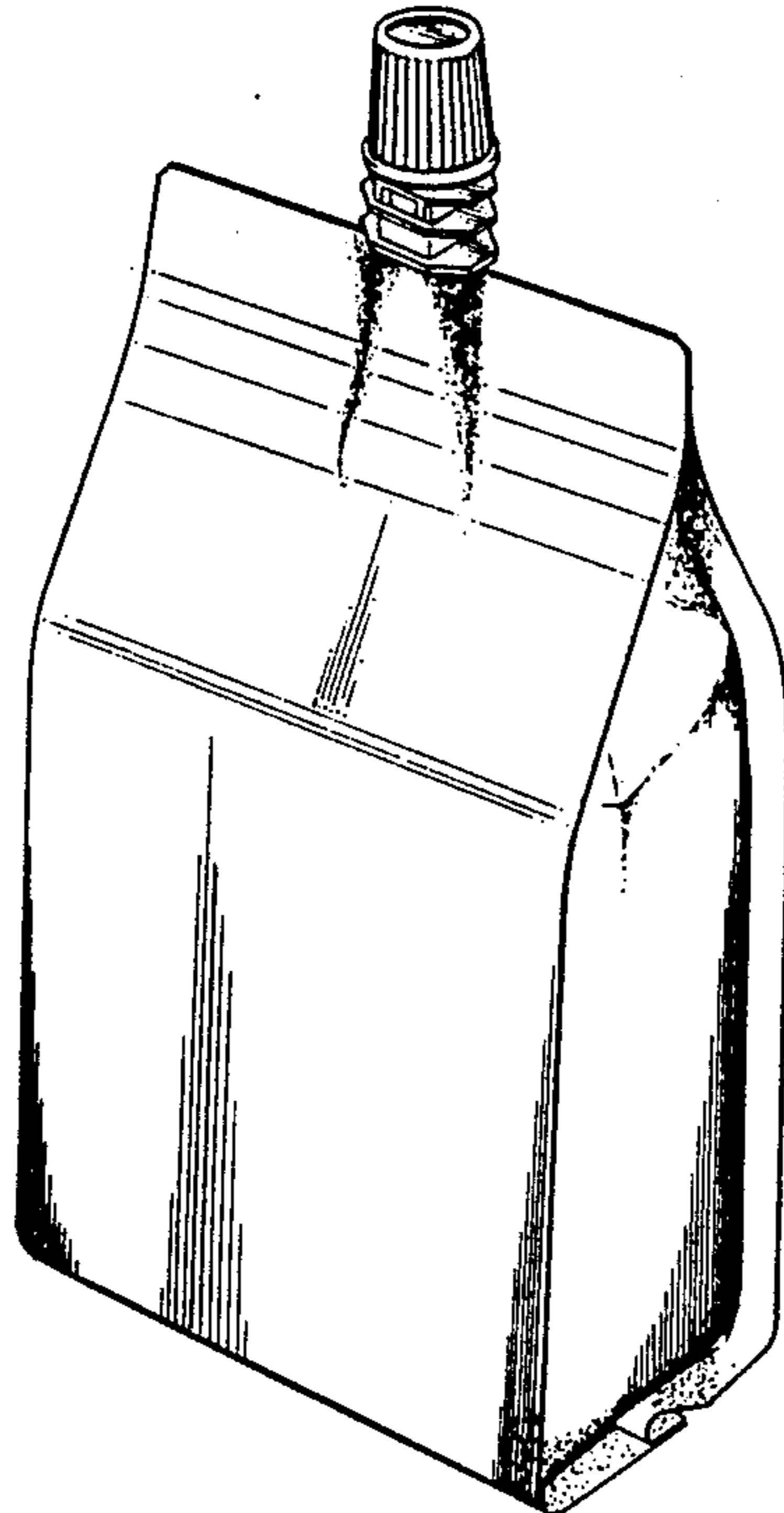


FIG. 7

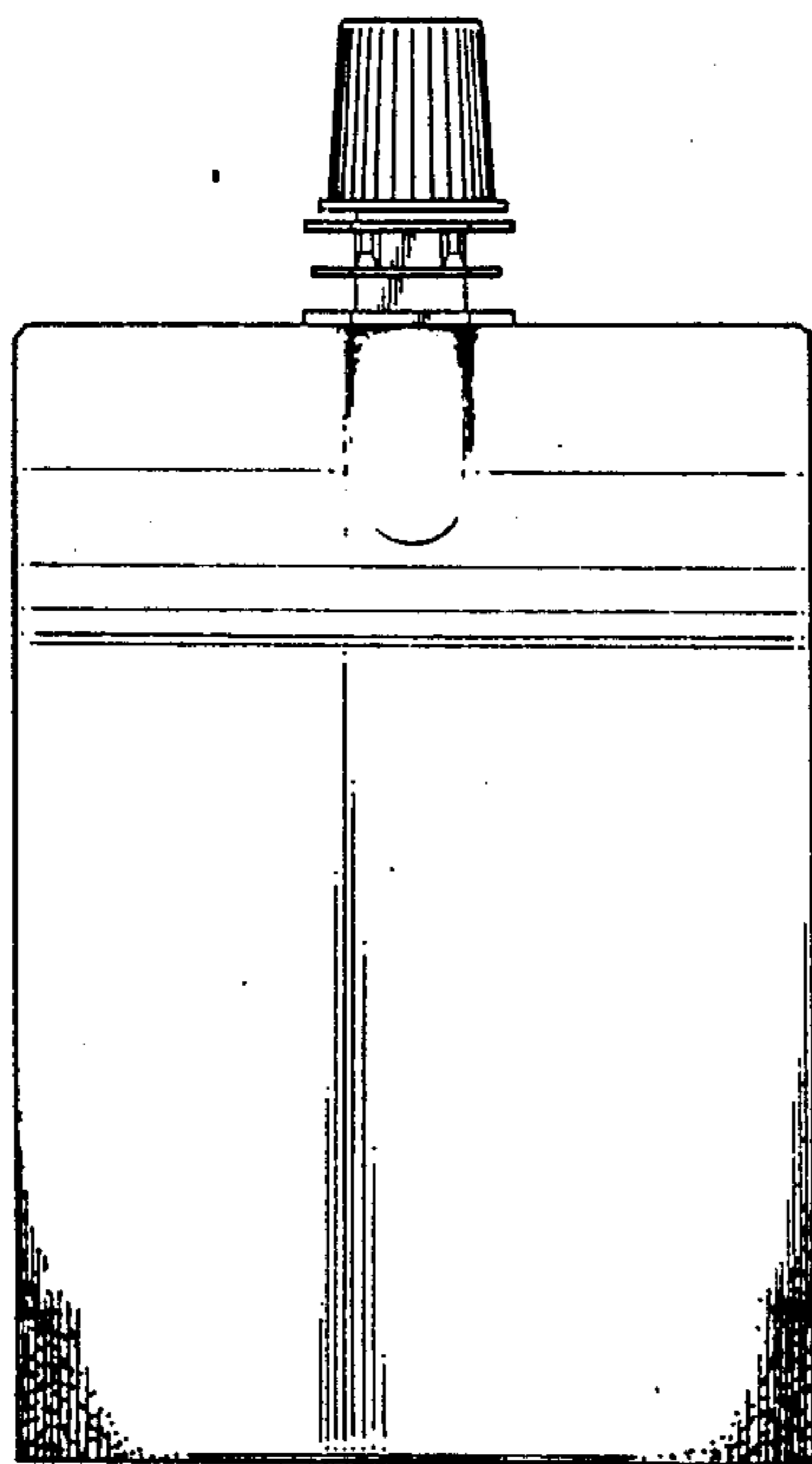


FIG. 8




FIG. 9




FIG. 10

