

[54] **BASKET**

[75] **Inventor: Toshimichi Yoshikawa, Kita  
Katsuragi, Japan**

[73] **Assignee: Kabushiki Kaisha Yoshikawa Kuni  
Kogyosho, Nara, Japan**

[\*] **Notice: The portion of the term of this patent  
subsequent to Dec. 26, 2003 has been  
disclaimed.**

[\*\*] **Term: 14 Years**

[21] **Appl. No.: 857,548**

[22] **Filed: Apr. 22, 1986**

[30] **Foreign Application Priority Data**

Nov. 15, 1985 [JP] Japan ..... 60-48071

[52] **U.S. Cl. .... D34/40**

[58] **Field of Search .... D34/40-46;  
D11/143, 152, 155; D32/36, 37, 53, 55; 147/48;  
150/48-51; 206/44 K, 44 R, 503, 510-515, 506,  
514; 220/19, 83, 94 R, 94 A, 95, DIG. 12, DIG.  
14; 229/914, 915**

[56] **References Cited**

**U.S. PATENT DOCUMENTS**

D. 184,796 4/1959 Bliss ..... D32/37  
D. 233,207 10/1974 Molzen ..... D32/37  
D. 292,634 11/1987 Chabot ..... D9/427  
3,781,183 12/1973 Doll ..... 229/1.5 B

**OTHER PUBLICATIONS**

Sear Roebuck Co. Cat. No. 221, 1960 Philadelphia p.  
No. 1210, Item No. 10.

*Primary Examiner*—Bernard Ansher

*Assistant Examiner*—Prabhakar Deshmukh

*Attorney, Agent, or Firm*—Stevens, Davis, Miller &  
Mosher

[57] **CLAIM**

The ornamental design for a basket, as shown and de-  
scribed.

**DESCRIPTION**

FIG. 1 is a front elevation of a basket showing my new  
design, the rear side elevation being the mirror image of  
the front elevation;

FIG. 2 is a right side elevation thereof, the left side  
elevation being the mirror image of the right side eleva-  
tion;

FIG. 3 is a top plan view thereof; and

FIG. 4 is a bottom plan view thereof.

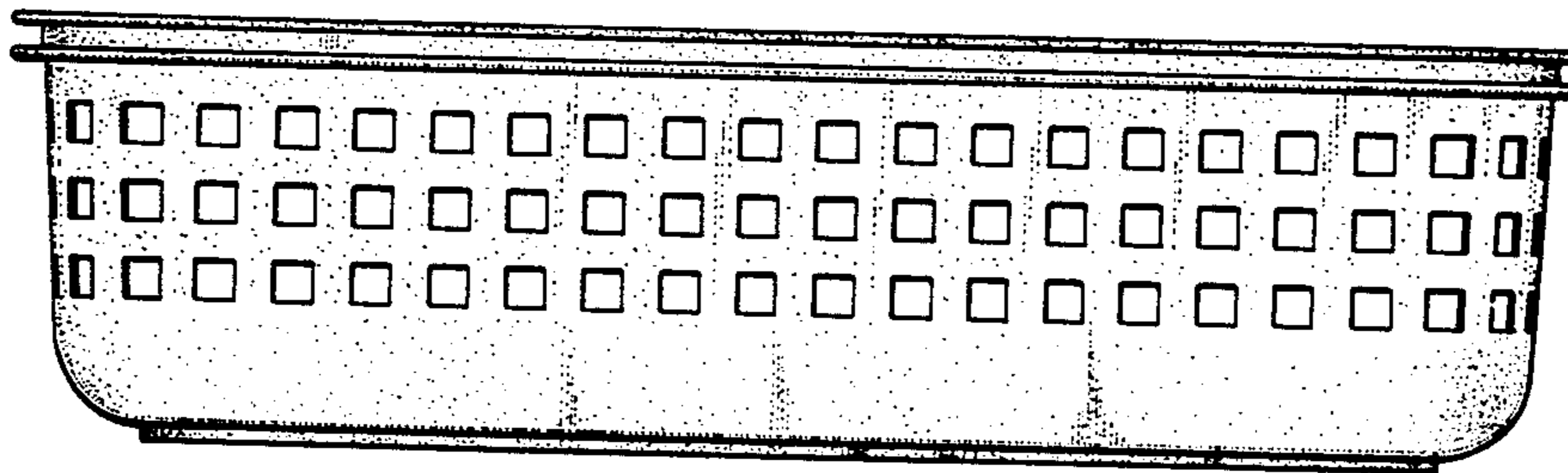


FIG.1




FIG.2




FIG.3




FIG.4

