

[54] ELECTRONIC CALCULATOR

[75] Inventors: Hiroshi Sakaguchi; Tadahiko Saimen, both of Osaka, Japan

[73] Assignee: Sharp Corporation, Osaka, Japan

[\*\*] Term: 14 Years

[21] Appl. No.: 136,388

[22] Filed: Dec. 22, 1987

[30] Foreign Application Priority Data

Jun. 22, 1987 [JP] Japan ..... 62-25561

[52] U.S. Cl. .... D18/7

[58] Field of Search ..... D18/1, 2, 6, 7, 11, D18/12; 340/365, 700; 364/706-710

[56] References Cited

U.S. PATENT DOCUMENTS

- D. 247,391 2/1978 Hazama et al. .... D18/7
- D. 258,891 4/1981 Kitai et al. .... D18/7

- D. 259,200 5/1981 Welch et al. .... D18/7
- D. 269,276 6/1983 Sawada et al. .... D18/7
- D. 273,201 3/1984 Sakata ..... D18/7


Primary Examiner—Nelson C. Holtje  
Assistant Examiner—Caron D. Veynar  
Attorney, Agent, or Firm—Flehr, Hohbach, Test, Albritton & Herbert


[57] CLAIM

The ornamental design for an electronic calculator, as shown and described.

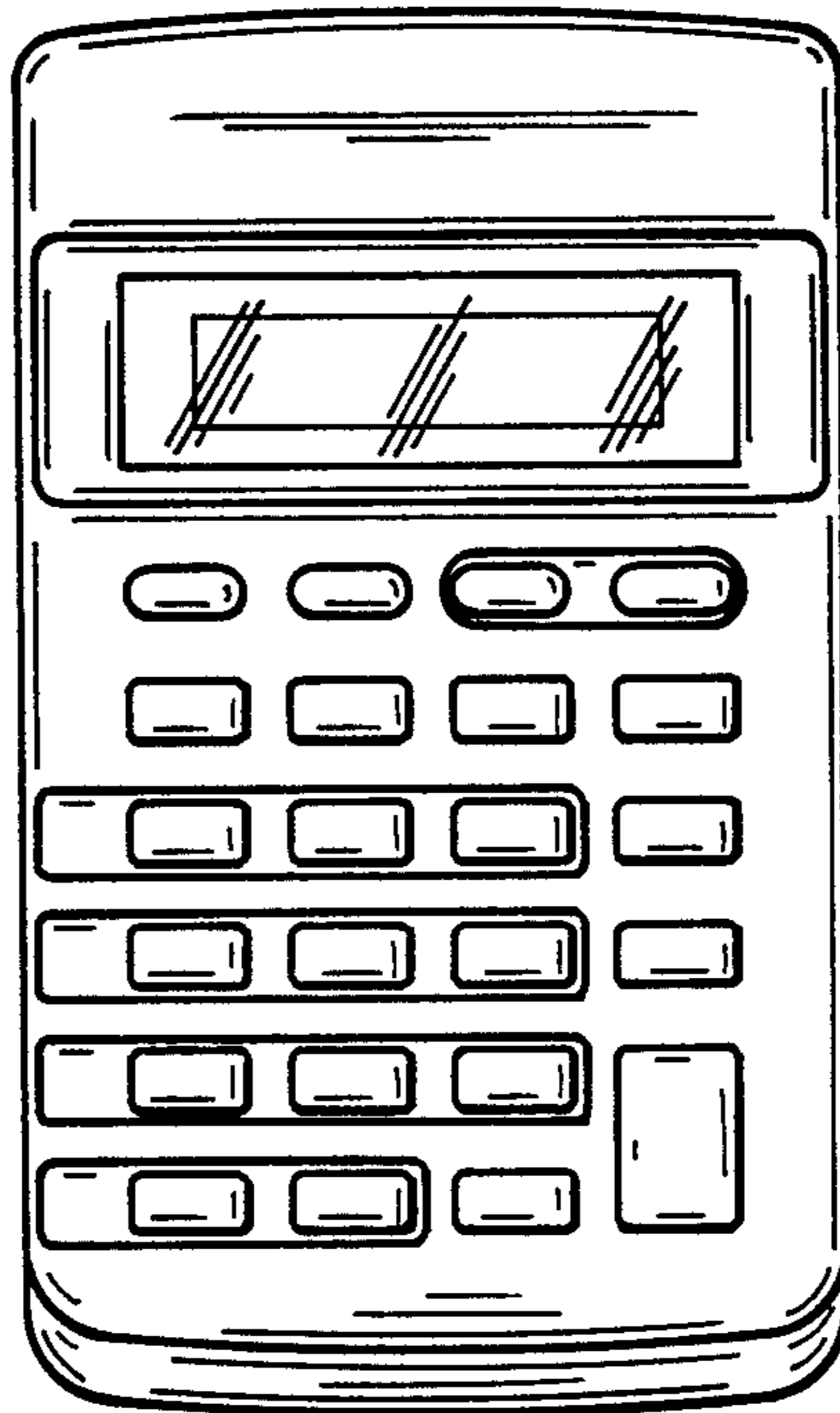
DESCRIPTION

FIG. 1 is a perspective view of the electronic calculator showing our new design;  
FIG. 2 is a top plan view thereof;  
FIG. 3 is a bottom plan view thereof;  
FIG. 4 is a front elevational view thereof;  
FIG. 5 is a rear elevational view thereof;  
FIG. 6 is a right side elevational view thereof; and  
FIG. 7 is a left side elevational view thereof.







*FIG\_1*




*FIG\_2*



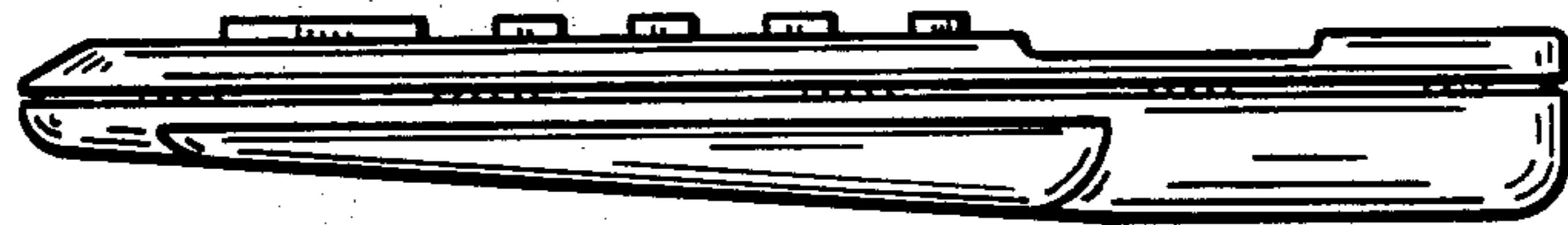
**FIG\_3**



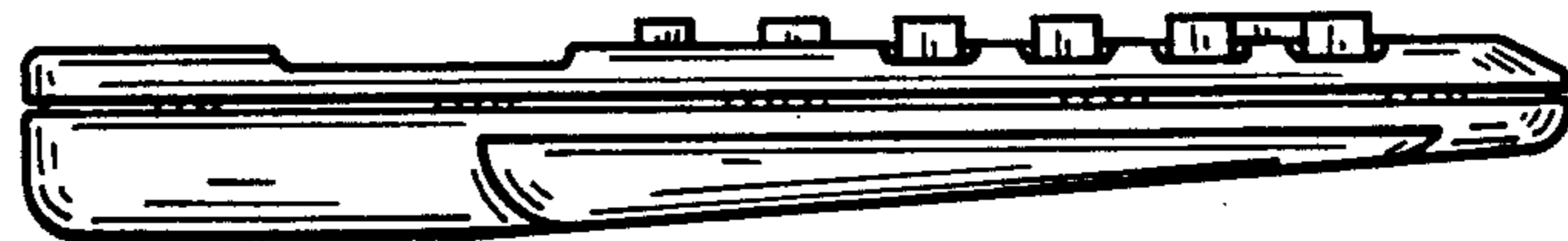
**FIG\_4**



**FIG\_5**



**FIG\_6**



**FIG\_7**