

[54] **ELECTRONIC MUSIC KEYBOARD**

[75] **Inventor: Masaki Koide, Kunitachi, Japan**

[73] **Assignee: Casio Computer Co., Ltd., Tokyo, Japan**

[**] **Term: 14 Years**

[21] **Appl. No.: 129,080**

[22] **Filed: Dec. 7, 1987**

[52] **U.S. Cl. D17/6; D17/1**

[58] **Field of Search D17/1, 2, 5, 6, 7;
D21/64; 84/615, 644, 653, 670, 678, 719, 744**

[56] **References Cited**

U.S. PATENT DOCUMENTS

D. 265,832 8/1982 Kira et al. D17/5
D. 282,850 3/1986 Futami D17/1
3,941,023 3/1976 Thomas et al. 84/678

OTHER PUBLICATIONS

Music Trades, vol. 132, Jul.-Dec. 1984, p. 23.

Music Trades, Mar. 1985, p. 19.

Music Trades, Feb. 1986, p. 29.

Primary Examiner—Bernard Ansher

Assistant Examiner—Adir Aronovich

Attorney, Agent, or Firm—Frishauf, Holtz, Goodman & Woodward

[57] **CLAIM**

The ornamental design for an electronic music keyboard, substantially as shown and described.

DESCRIPTION

FIG. 1 is a front elevational view of an electronic music keyboard showing my new design;

FIG. 2 is a top plan view thereof;

FIG. 3 is a right side elevational view thereof;

FIG. 4 is a left side elevational view thereof;

FIG. 5 is a bottom plan view thereof;

FIG. 6 is a rear elevational view thereof; and

FIG. 7 is a perspective view thereof.




FIG. 2




FIG. 1

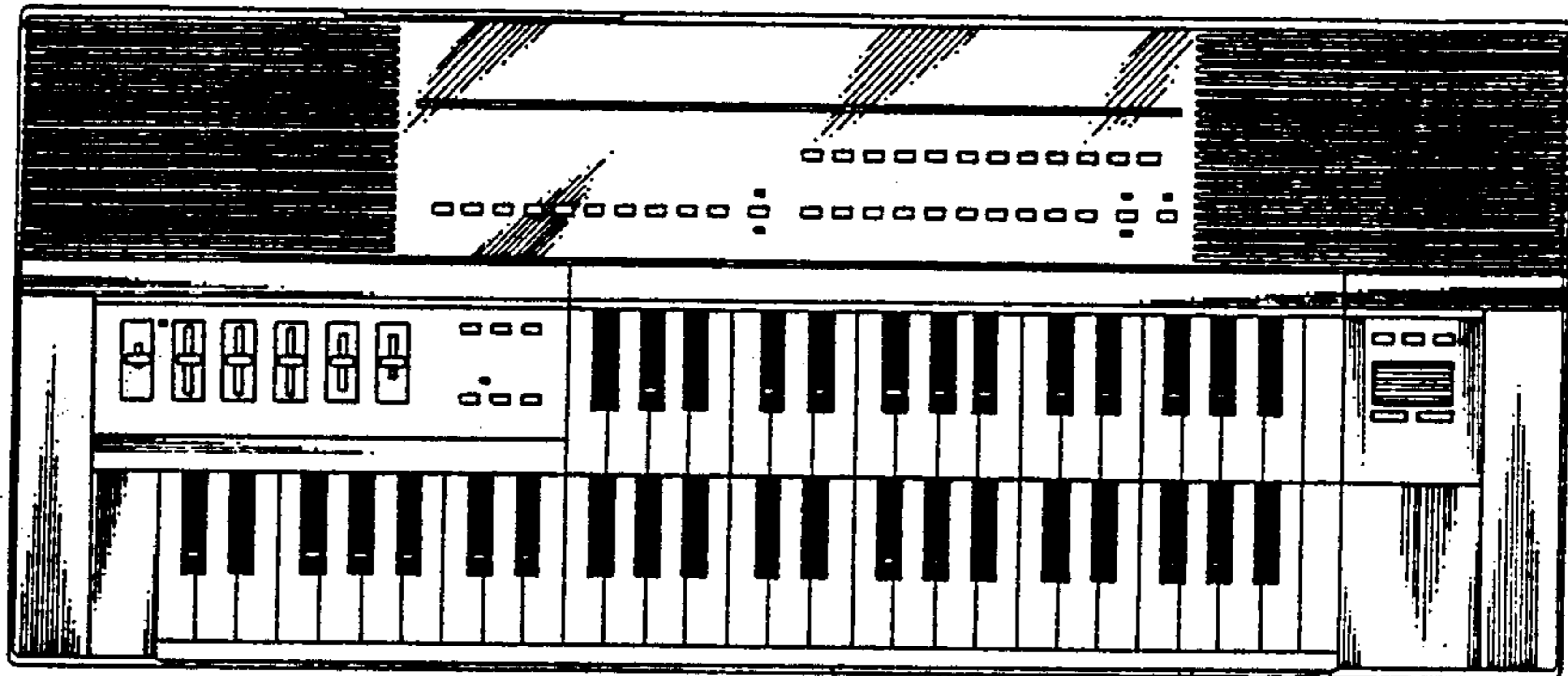


FIG. 4

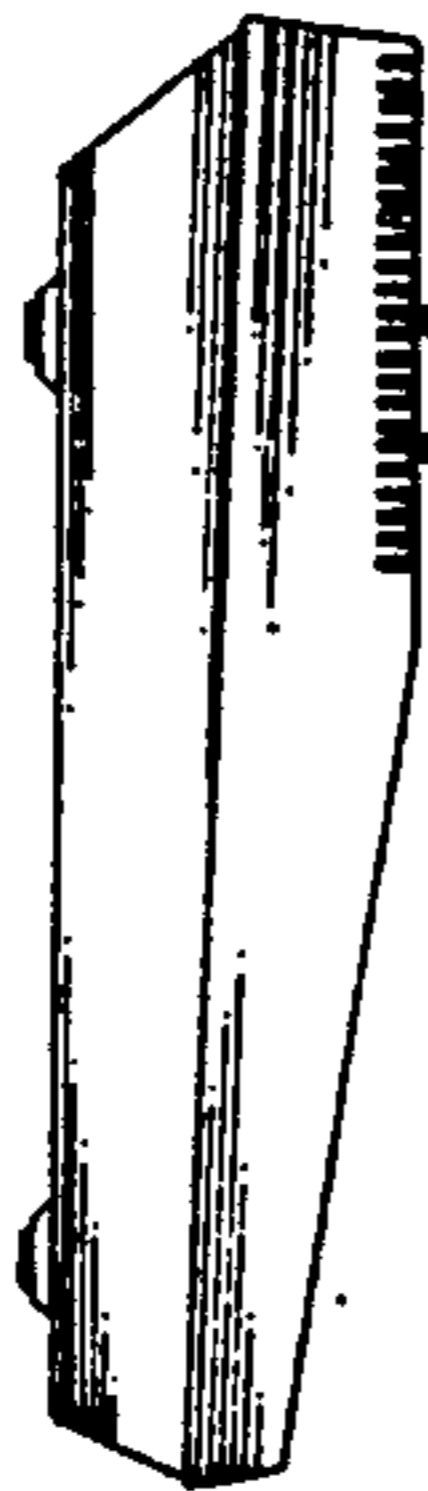


FIG. 3

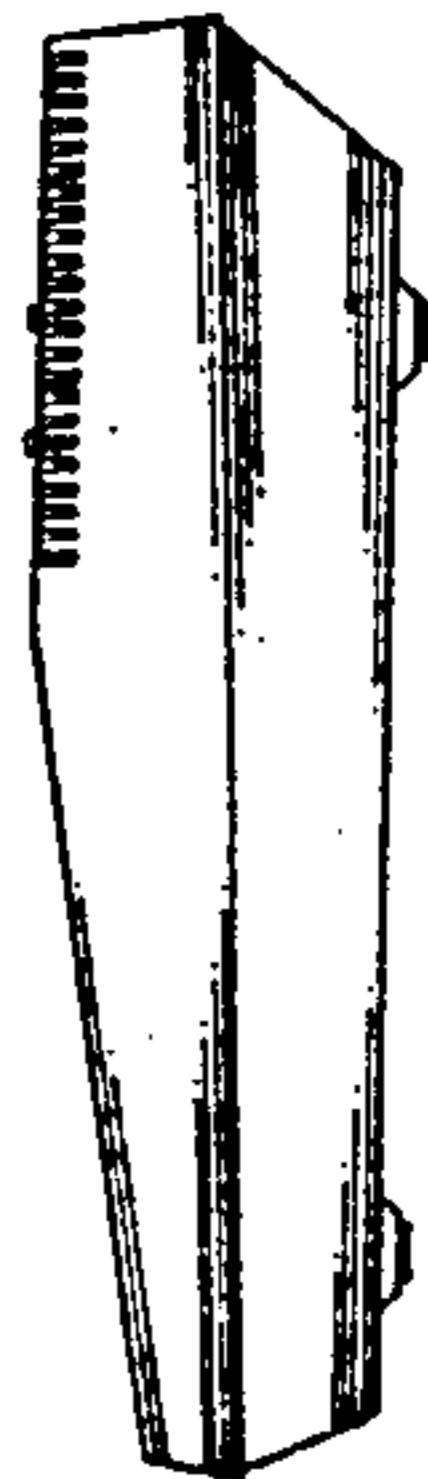


FIG. 5




FIG. 6

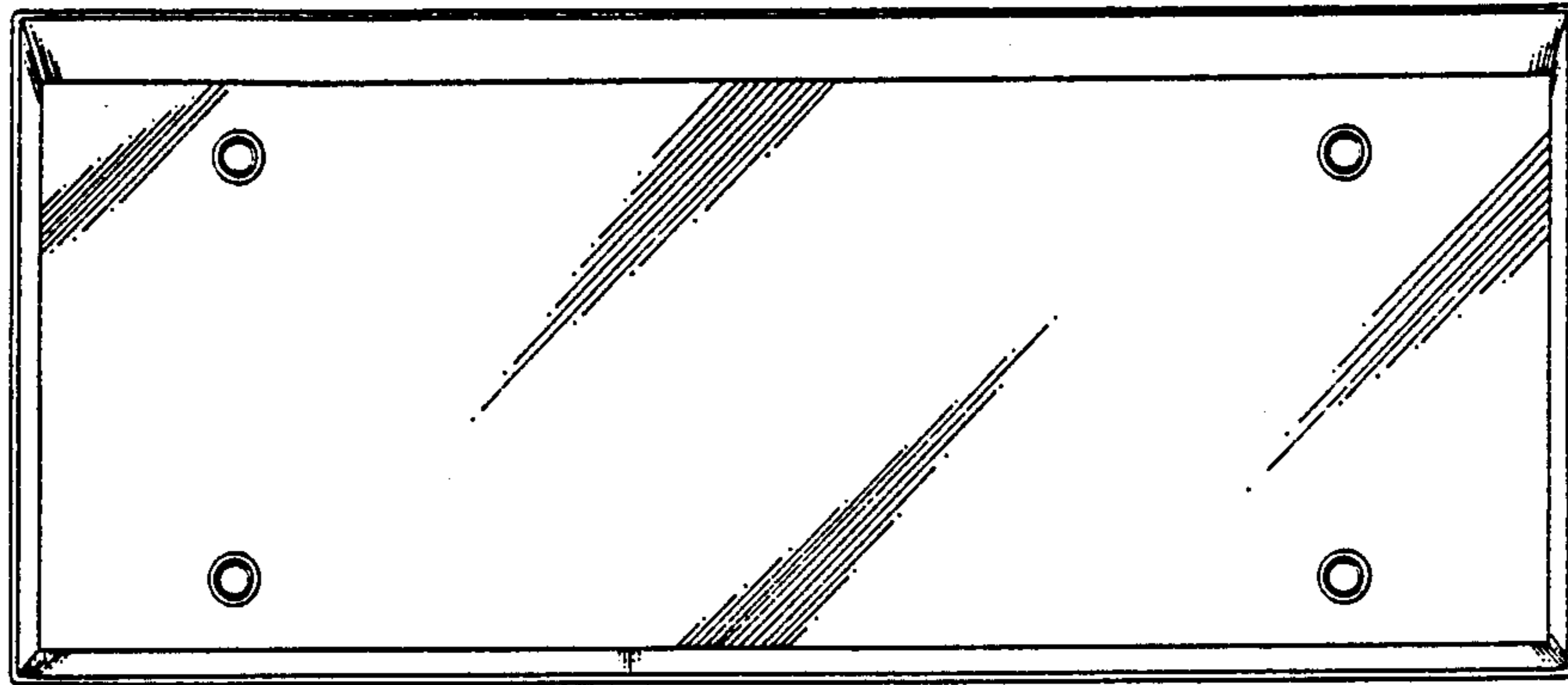


FIG. 7

