

[54] TELEPHONE CHARGING UNIT

[75] Inventor: Guy E. A. Desbarats, London, England

[73] Assignee: British Telecommunications Public Limited Company, United Kingdom

[\*\*] Term: 14 Years

[21] Appl. No.: 343,544

[22] Filed: Apr. 27, 1989

[30] Foreign Application Priority Data

Oct. 31, 1988 [GB] United Kingdom ..... 1054659

[52] U.S. Cl. .... D14/251; D13/108; 379/61; D14/149

[58] Field of Search ..... D14/149, 150, 151; 379/440, 61, 428, 62, 419, 436; D13/5, 6

[56] References Cited

U.S. PATENT DOCUMENTS

D. 227,123 6/1973 Sato ..... D13/5

D. 250,469	12/1978	Kelly et al. ....	D13/5
D. 271,391	11/1983	Scheid .....	D13/5
D. 277,662	2/1985	Huntington et al. ....	D13/5
D. 301,455	6/1989	Holtsumi et al. ....	D13/5
D. 301,456	6/1989	Siddoway .....	D13/5
4,039,760	8/1977	Gregory et al. ....	379/61
4,511,761	4/1985	Yamazaki et al. ....	379/61
4,543,451	9/1985	Schoen .....	379/61
4,634,810	1/1987	Grassi et al. ....	379/61
4,731,813	3/1988	Schroeder .....	379/62

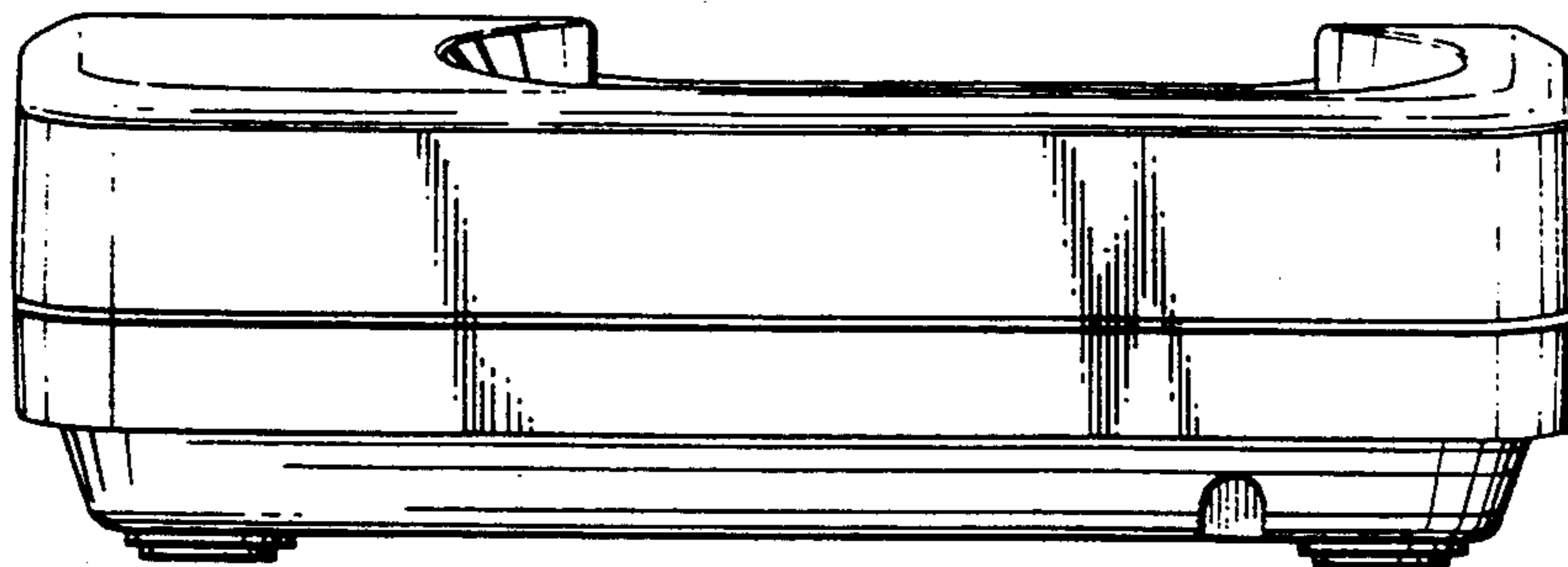
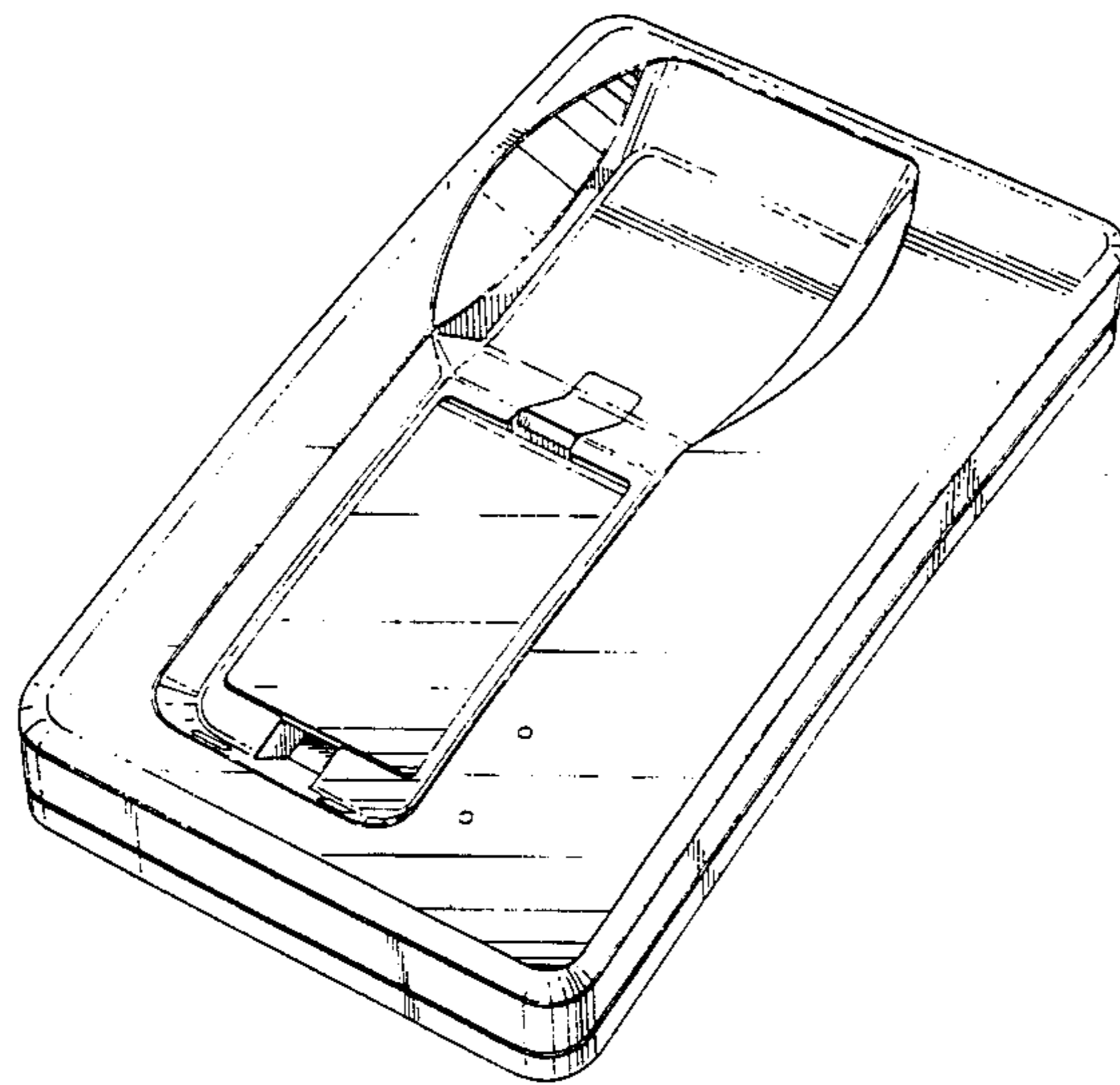
Primary Examiner—Horace B. Fay, Jr.  
Attorney, Agent, or Firm—Nixon & Vanderhye

[57] CLAIM

The ornamental design for a telephone charging unit, as shown and described.

DESCRIPTION

FIG. 1 is a top, front and right side perspective view of a telephone charging unit showing my new design; FIG. 2 is a left side elevational view thereof; FIG. 3 is a rear elevational view thereof; and FIG. 4 is a bottom plan view thereof.



*Fig. 1.*

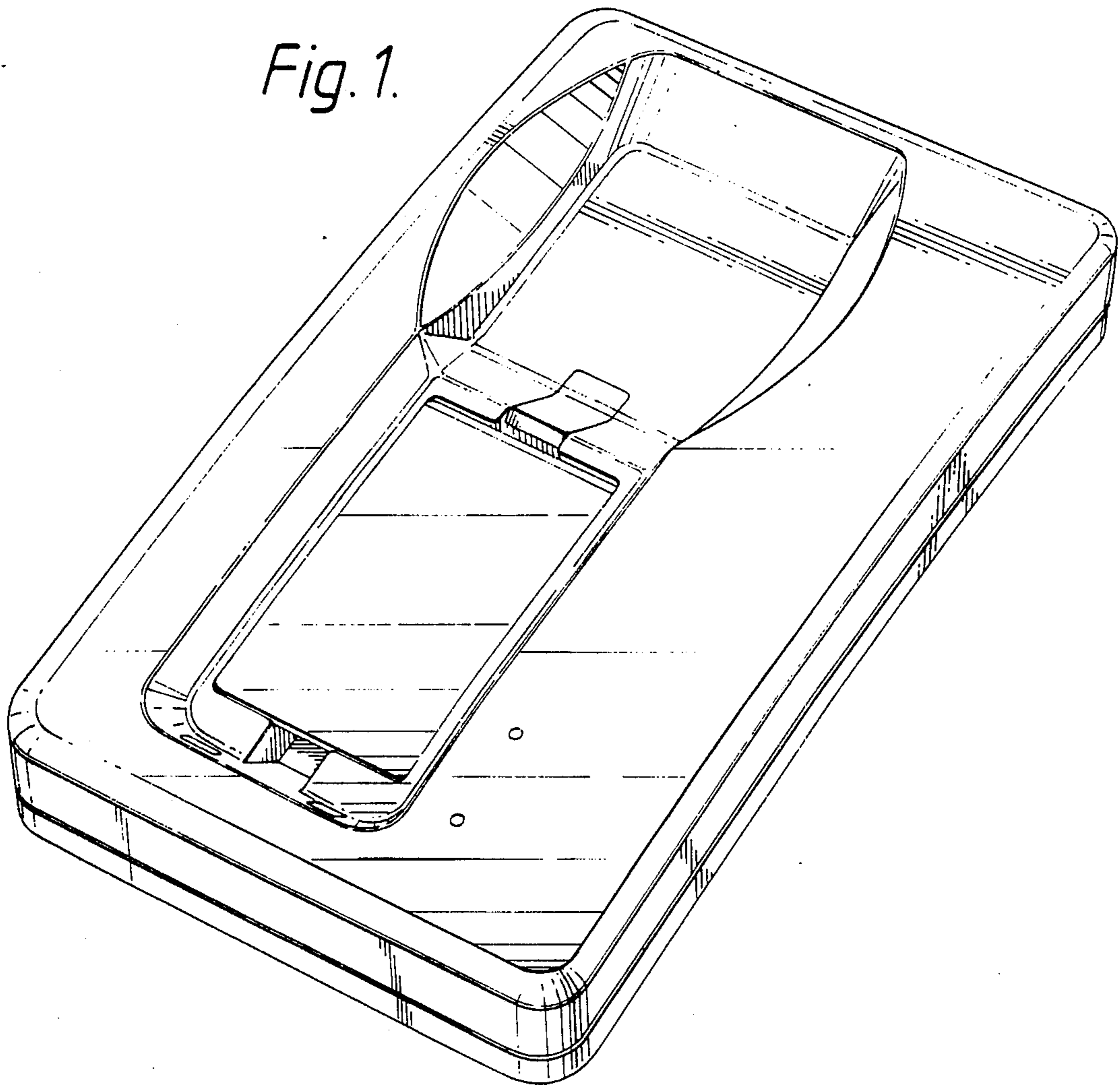


Fig. 2.

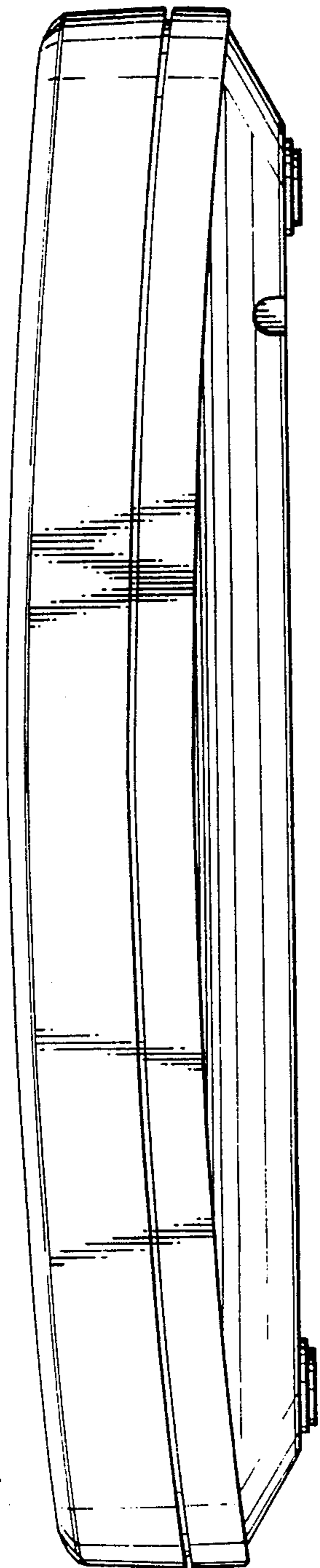


Fig. 3.




Fig. 4.

