

United States Patent [19]

Bjorkman et al.

[11] **Patent Number: Des. 307,174**

[45] **Date of Patent: ** Apr. 10, 1990**

[54] **TUBE OR THE LIKE**

[75] **Inventors: Gunnar Bjorkman, Fristad, Sweden;
Jyri Jarvenkyla, Hollola, Finland**

[73] **Assignee: Oy Uponor AB, Nastola, Finland**

[**] **Term: 14 Years**

[21] **Appl. No.: 844,735**

[22] **Filed: Mar. 13, 1986**

[30] **Foreign Application Priority Data**

Sep. 13, 1985 [SE] Sweden 85-2154

[52] **U.S. Cl. D23/266; 138/121**

[58] **Field of Search D1/126; D5/7; D6/541;
138/173, 120, 121, 122, 155**

[56] **References Cited**

U.S. PATENT DOCUMENTS

D. 235,100 5/1975 Maroschak D23/266
2,707,492 5/1955 Harris et al. 138/122
2,823,702 2/1958 November 138/121

3,605,817 9/1971 Bauman et al. 138/122
3,658,097 4/1972 Martin et al. D23/266
4,096,887 6/1978 Streit 138/155
4,712,642 12/1987 Lalikos et al. 138/121
4,756,045 7/1988 Gans et al. 138/122
4,793,384 12/1988 Lalikos et al. 138/121

Primary Examiner—James R. Largen
Assistant Examiner—Cathy Anne MacCormac
Attorney, Agent, or Firm—Merchant, Gould, Smith,
Edell, Welter & Schmidt

[57] **CLAIM**

The ornamental design for a tube or the like, as shown.

DESCRIPTION

FIG. 1 is a perspective view of a tube showing my new design;

FIG. 2 is a side elevational view thereof, the other sides being the same as the side shown; and

FIG. 3 is an elevational view taken from one end thereof, the opposite end being the same as the end shown.




FIG. 1




FIG. 2




FIG. 3

