

[54] GOLF CLUB GRIP

1,594,850 8/1926 Perkins ..... D21/214

[75] Inventor: James S. Aldridge, Devizes, England

OTHER PUBLICATIONS

[73] Assignee: Avon Industrial Polymers Limited, England

The Lamkin Publication-1971, pp. 2 and 3, Item No. 104, 101, and R25.

Golf Pride Publication-1971, pp. 1 and 2, (all items).

[\*\*] Term: 14 Years

Primary Examiner—Louis S. Zarfes

Assistant Examiner—W. Krawczewicz

Attorney, Agent, or Firm—Larson and Taylor

[21] Appl. No.: 912,555

[22] Filed: Sep. 29, 1986

[57] CLAIM

The ornamental design for a golf club grip, as shown and described.

[30] Foreign Application Priority Data

Jul. 15, 1986 [GB] United Kingdom ..... 1035351

[52] U.S. Cl. .... D21/222

[58] Field of Search ..... D8/DIG. 8, 83; D21/214, D21/222; 16/DIG. 12, 111 R; 69/21; 273/81 B, 81 R, 81.5, 81.6

DESCRIPTION

FIG. 1 is a top plan view of a golf club grip showing my new design;

FIG. 2 is a side view taken from below in FIG. 1;

FIG. 3 is a section on the plane III—III of FIG. 2;

FIG. 4 is a section on the plane IV—IV of FIG. 2;

FIG. 5 is a bottom plan view of FIG. 1;

FIG. 6 is a side view from the opposite side of FIG. 2; and

FIG. 7 is an end view of the left end of FIG. 1.

[56] References Cited

U.S. PATENT DOCUMENTS

D. 156,536 11/1949 Keidan ..... D8/83

D. 235,899 7/1975 Spencer ..... D21/222

D. 244,100 4/1977 Spencer ..... D21/222

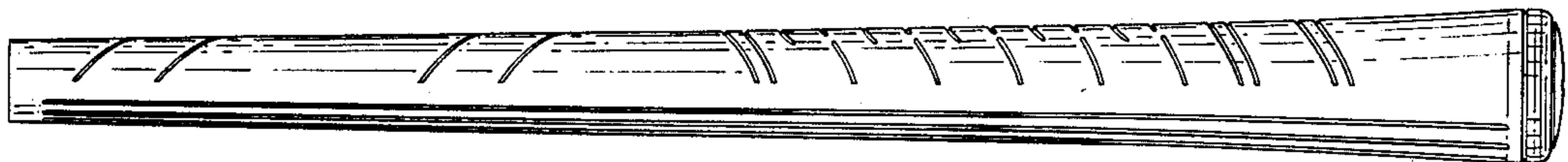



Fig.1.

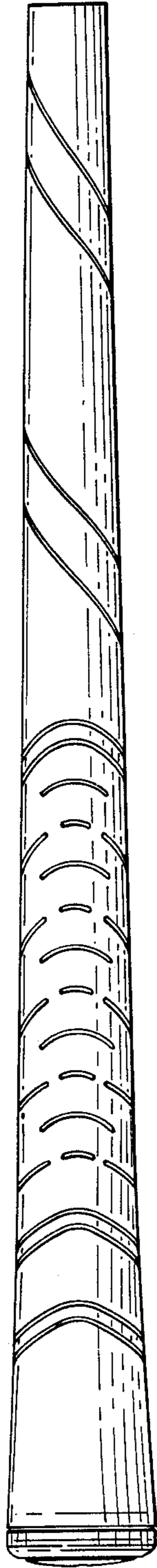


Fig.2.

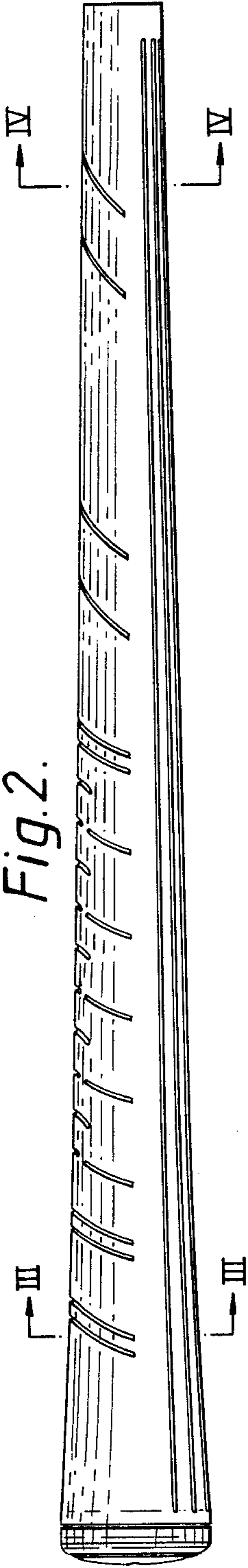


Fig.3.

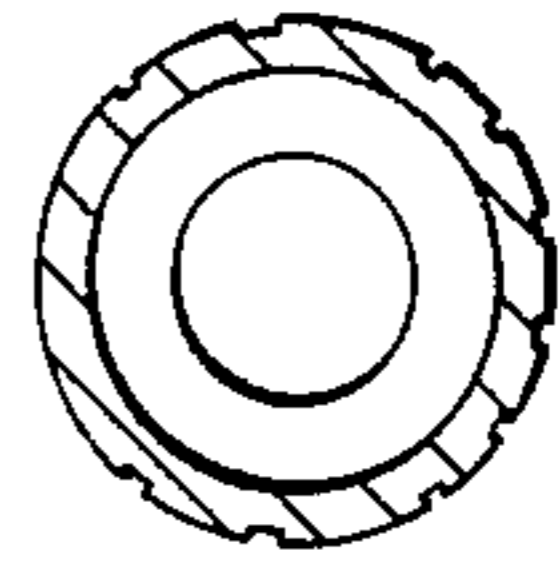


Fig.4.

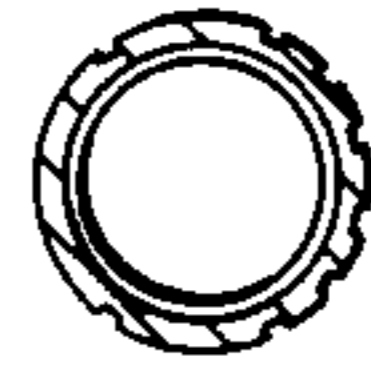
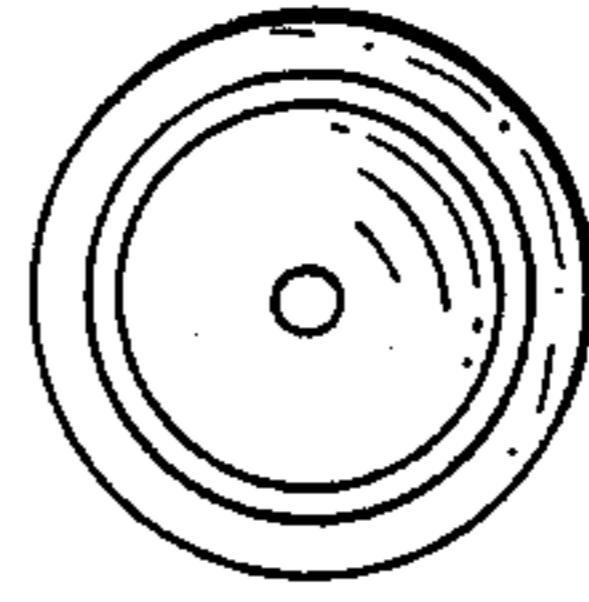
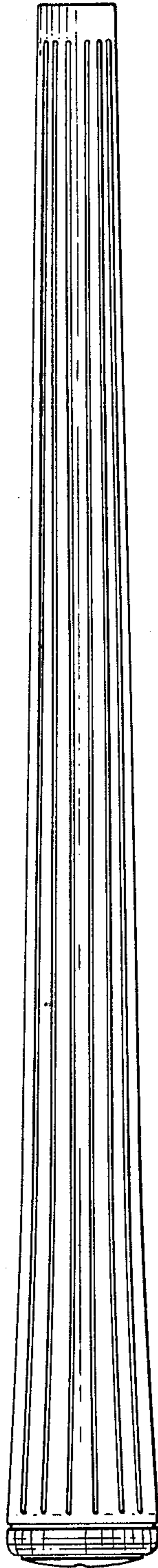


Fig.7.



*Fig. 5.*



*Fig. 6.*

