

[54] TEMPLE END PIECE FOR EYEGLASSES

[76] Inventor: Jeongyil Shin, 53-90, Chungwoon-dong, Jongro-ku, Seoul 110, Rep. of Korea

[**] Term: 14 Years

[21] Appl. No.: 20,822

[22] Filed: Mar. 2, 1987

[30] Foreign Application Priority Data

Sep. 1, 1986 [KR] Rep. of Korea 86-12490

[52] U.S. Cl. D16/123; D16/127

[58] Field of Search D16/102-123, D16/125-127; 351/41, 44-46, 49, 51, 52, 56, 60, 61, 63-65, 68-83, 87, 88, 90, 96, 103, 111, 114, 116, 117, 122-124, 128, 136, 137

[56] References Cited

U.S. PATENT DOCUMENTS

D. 260,774	9/1981	Brown	D16/127
1,833,792	11/1931	Pfaus et al.	351/111
3,807,526	4/1974	Sygnator	351/123
4,548,484	10/1985	Ehring	351/123

FOREIGN PATENT DOCUMENTS

494016	5/1954	Italy	351/111
555891	10/1943	United Kingdom	351/123
557481	11/1943	United Kingdom	351/123

OTHER PUBLICATIONS

Optical-Journal Review, Aug. 15, 1961, p. 62 "Nos--Ease" Earlocks.

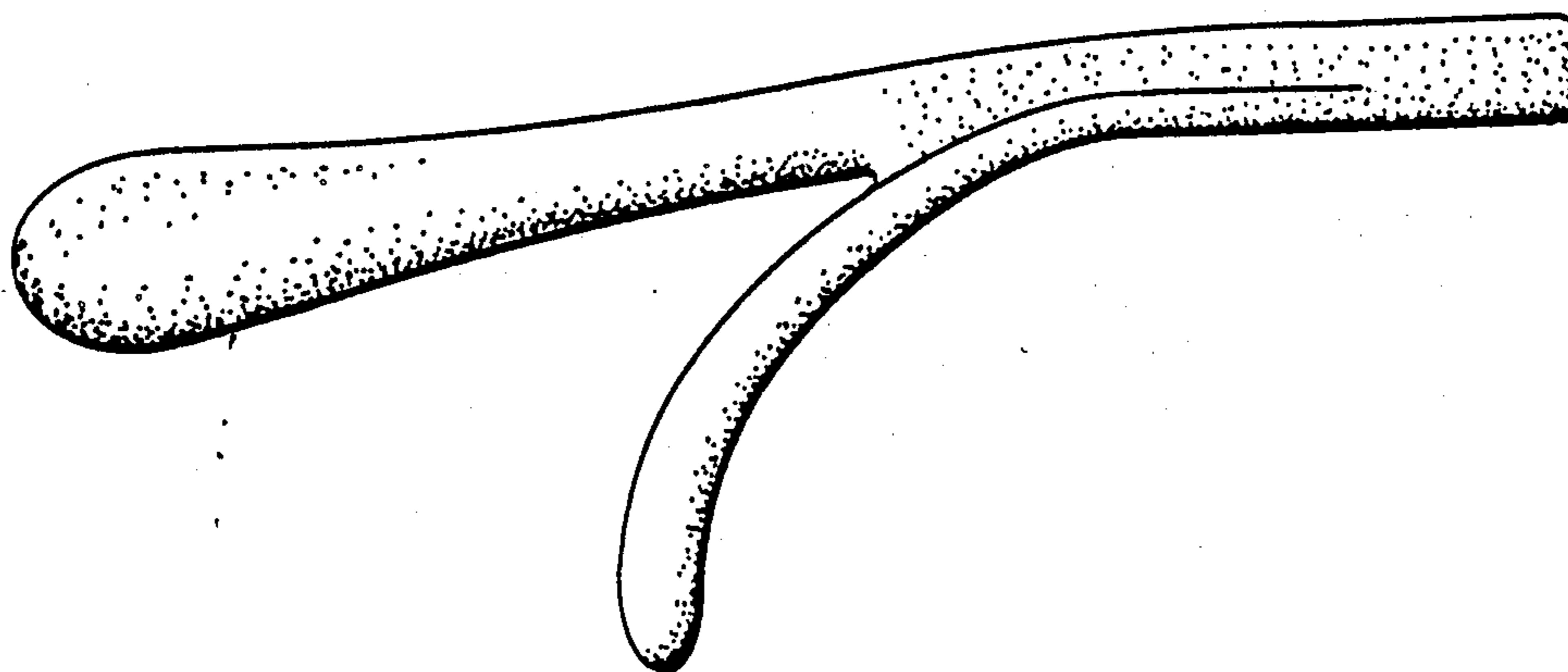
Primary Examiner—Nelson C. Holtje
Assistant Examiner—Clare E. Heflin
Attorney, Agent, or Firm—Saidman, Sterne, Kessler & Goldstein

[57] CLAIM

The ornamental design for a temple end piece for eyeglasses, as shown and described.

DESCRIPTION

FIG. 1 is a left side elevational view of a temple end piece for eyeglasses showing my new design; FIG. 2 is a right side elevational view thereof; FIG. 3 is a top plan view thereof; FIG. 4 is a bottom plan view thereof; FIG. 5 is a front elevational view thereof; and FIG. 6 is a rear elevational view thereof.



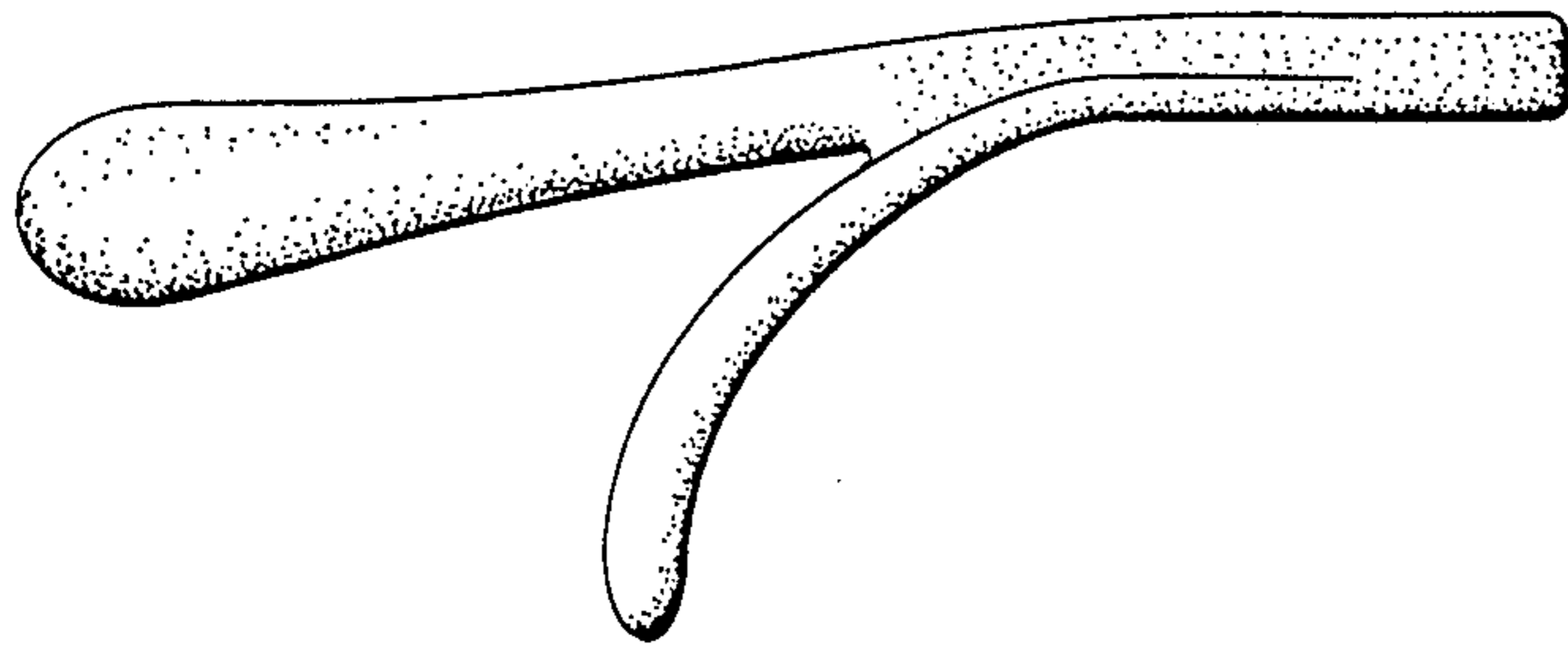


FIG. 1

FIG. 2

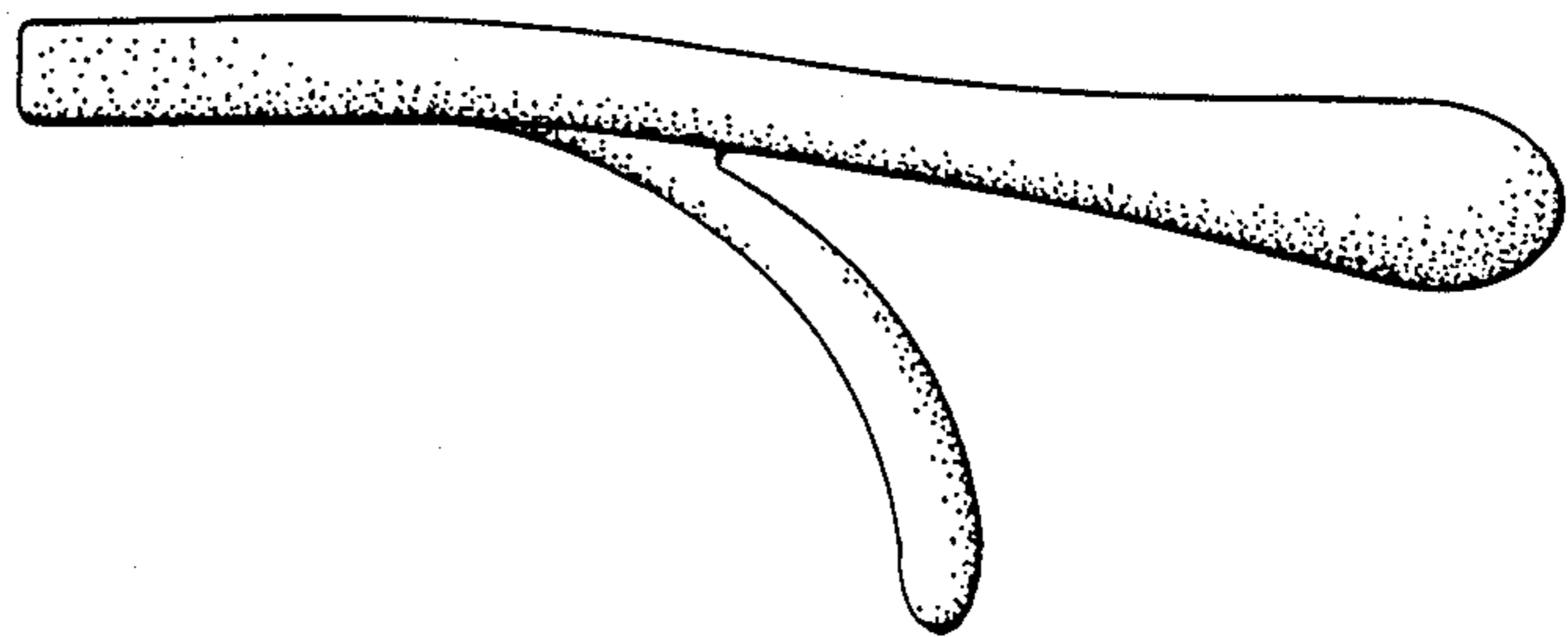


FIG. 3

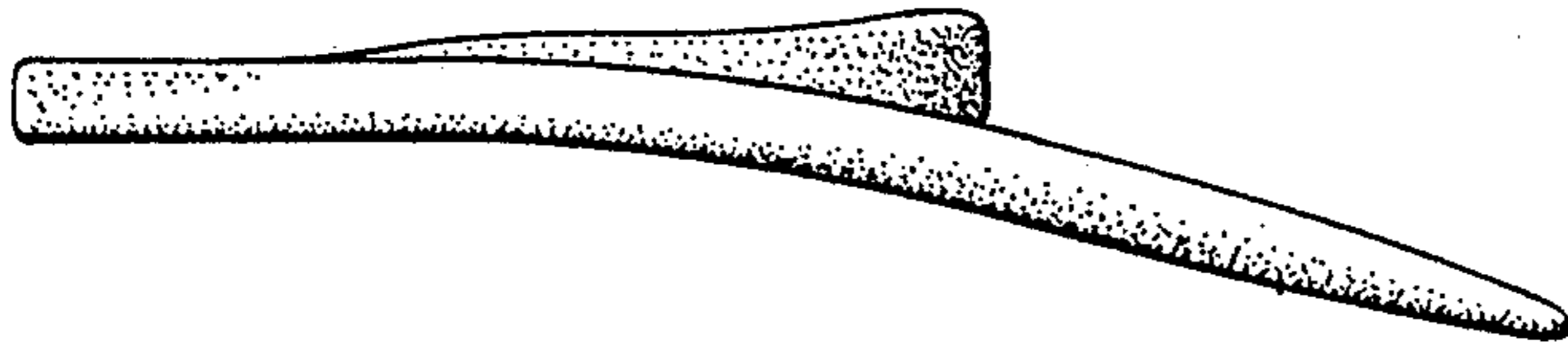


FIG. 4

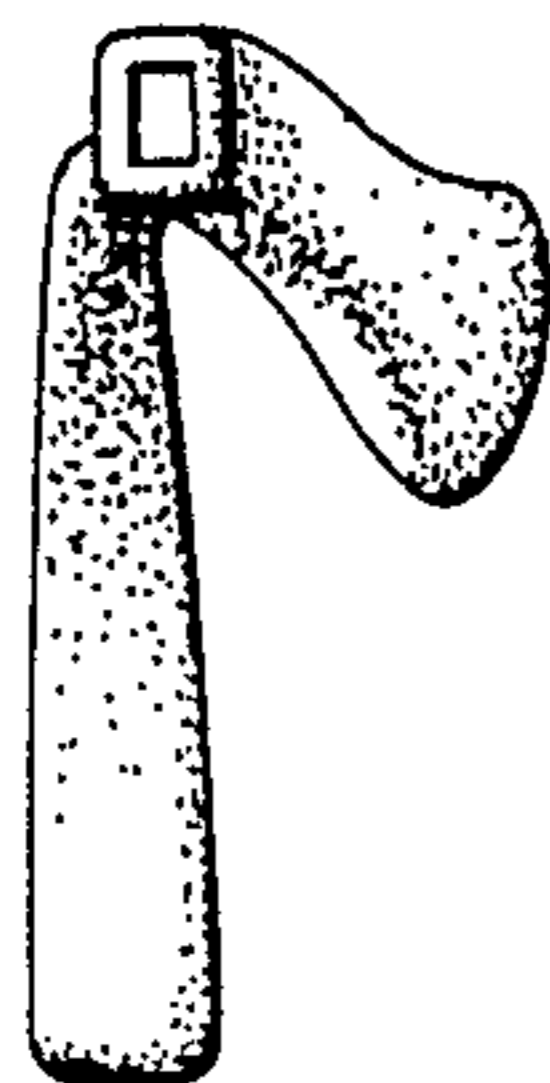


FIG. 5

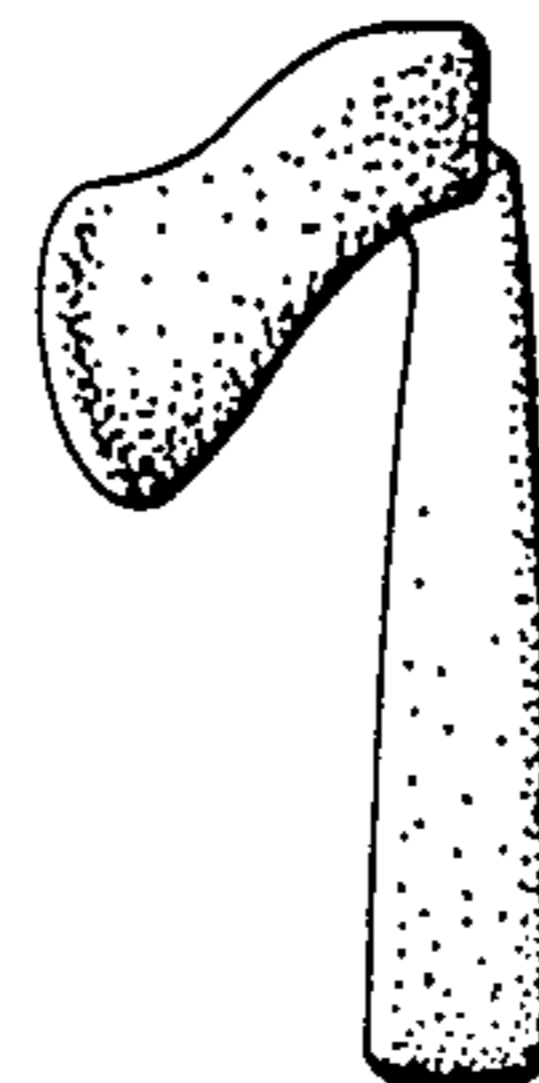


FIG. 6