

[54] SERVING SPOON

[75] Inventor: David A. Juergens, Winchester, Va.

[73] Assignee: Rubbermaid Commercial Products, Inc., Winchester, Va.

[\*\*] Term: 14 Years

[21] Appl. No.: 900,107

[22] Filed: Aug. 25, 1986

[52] U.S. Cl. .... D7/653; D7/691

[58] Field of Search ..... D7/137, 138, 152, 151, D7/140, 102, 104, 148, 395; 30/322, 324, 340; D8/107

[56] References Cited

U.S. PATENT DOCUMENTS

D. 140,263	2/1945	Farber	.....	D7/137
D. 215,022	8/1969	Gavette	.....	D7/137
D. 240,790	8/1976	Daenen	.....	D7/137
D. 291,046	7/1987	Johnson	.....	D7/137

OTHER PUBLICATIONS

*Housewares Review*, Jul. 1965, p. 163, Lustroware Tools of Nylon, Slotted Spoon #L-94 at top; Spoon #L-91 at bottom.

*Stile Industria*, Jan. 1961, p. 44, middle panel, Handles on spoon at right, design by G. Beran.

P. 10, *Vollrath Catalog*—published by Vollrath Company, 1236 N. 18th St., Sheboygan, WI 53081, date unknown.

P. 6, *Continental Plastics Carlisle Catalog*, published by Continental Plastics, P.O. Box 53006, Oklahoma City, OK 73152, prices effective Jan. 2, 1984, date unknown. New Product sheet, *Continental Plastics*, P.O. Box 53006, Oklahoma City, OK, 73152, date unknown.

Primary Examiner—Winifred E. Herrmann

Attorney, Agent, or Firm—Richard B. O'Planick

[57] CLAIM

The ornamental design for a serving spoon, as shown and described.

DESCRIPTION

FIG. 1 is a perspective view of a serving spoon embodying my new design.

FIG. 2 is a bottom plan view thereof.

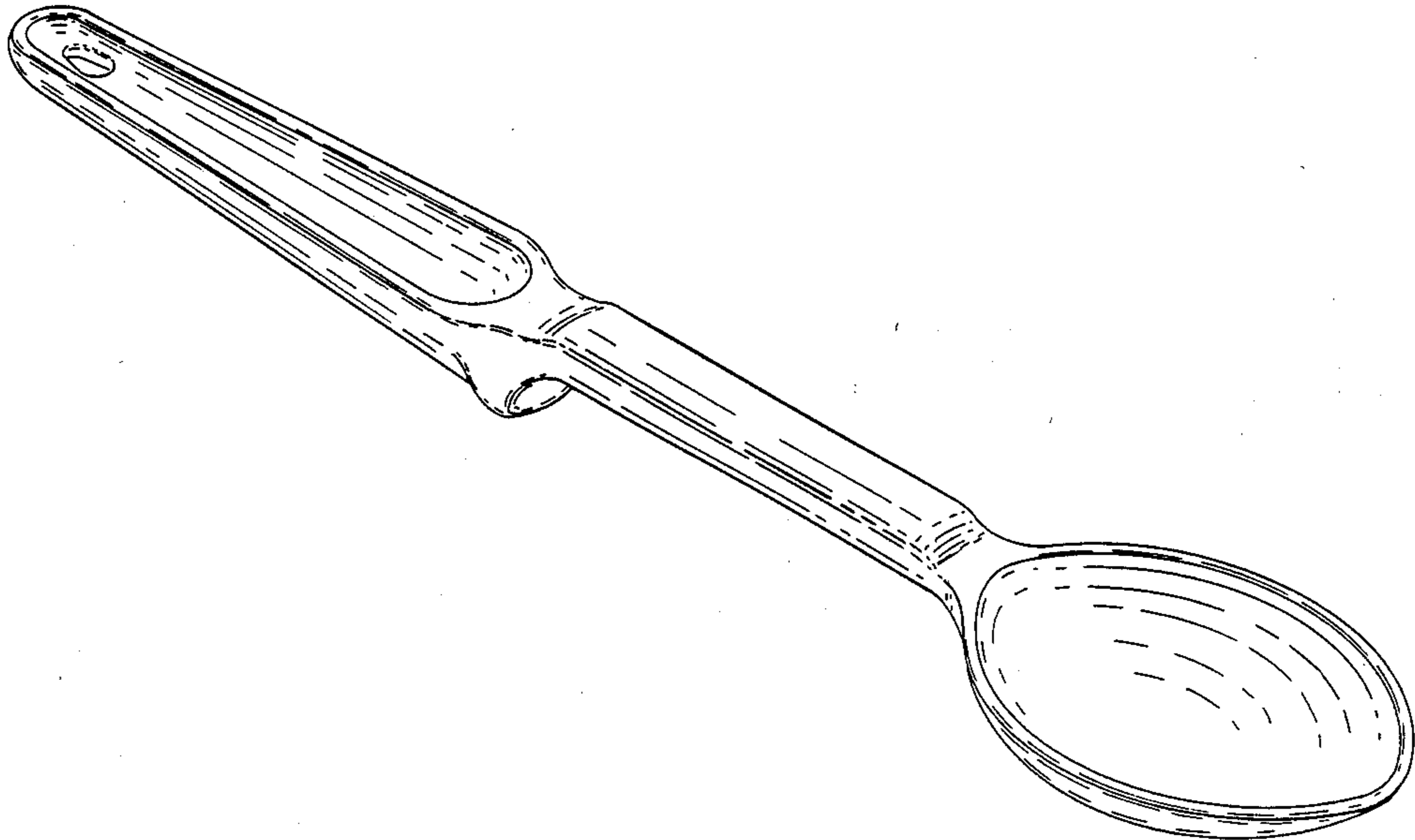
FIG. 3 is a side elevational view thereof.

FIG. 4 is a top plan view thereof.

FIG. 5 is a transverse sectional view thereof taken along the line 5—5 of FIG. 3.

FIG. 6 is a transverse sectional view thereof taken along the line 6—6 of FIG. 3.

FIG. 7 is a transverse sectional view thereof taken along the line 7—7 of FIG. 3.



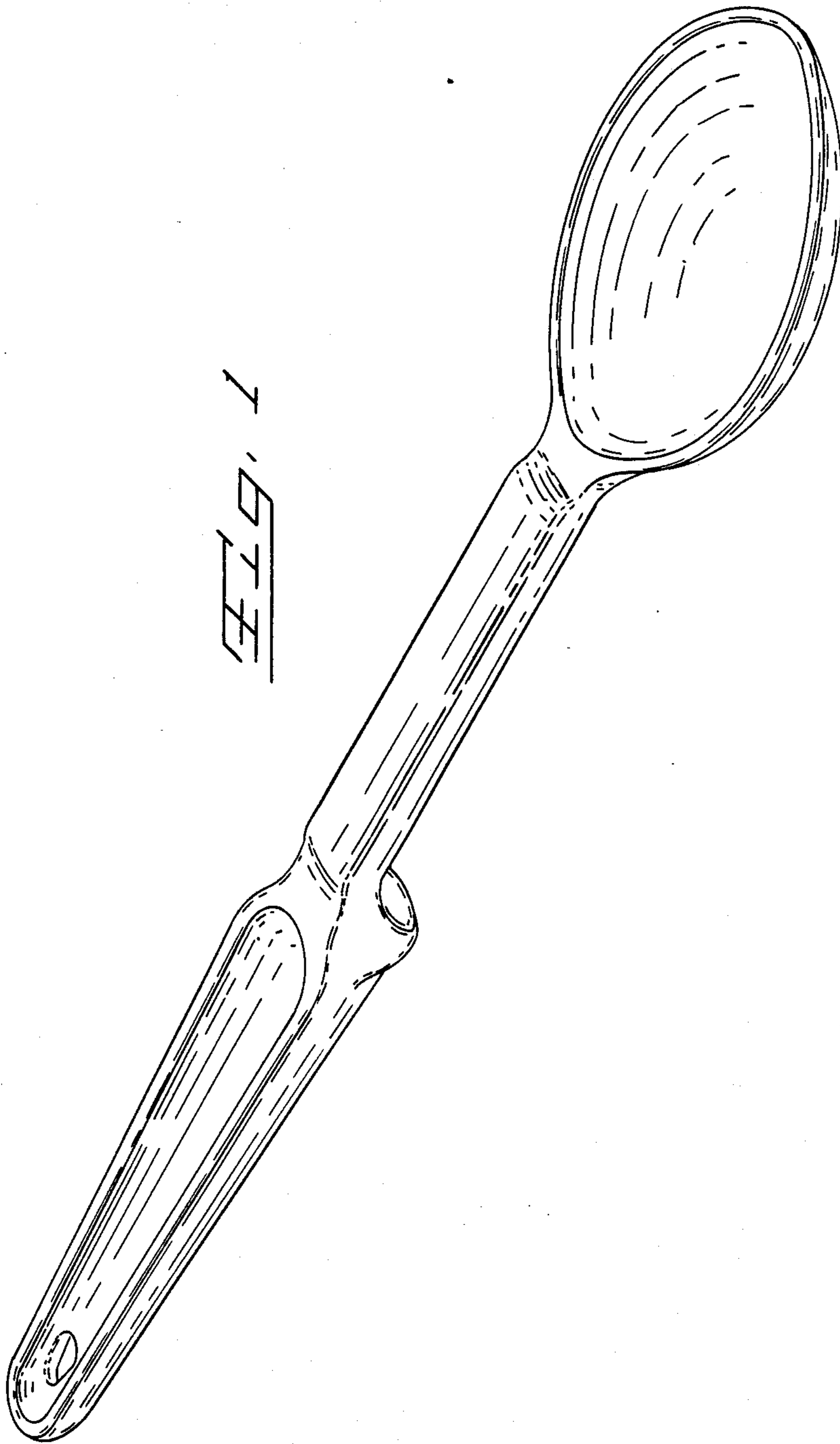


FIG. 1

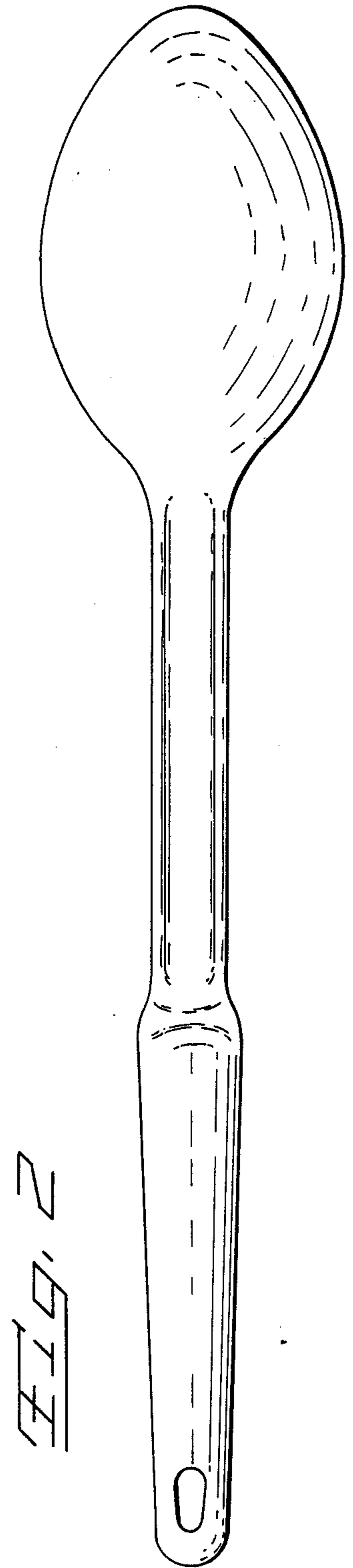


FIG. 2

