

[54] SEWING MACHINE PIN CUSHION

4,504,000 3/1985 Doyel ..... D3/25

[76] Inventor: Bertha Butler, 15062 Brandt, Romulus, Mich. 48174

[\*\*] Term: 14 Years

[21] Appl. No.: 106,317

[22] Filed: Oct. 8, 1987

[52] U.S. Cl. .... D3/27; D15/72

[58] Field of Search ..... D3/18, 20-29; D9/303; 223/106-109 A, 120, 99; D11/26; D15/66, 78, 72, 73

OTHER PUBLICATIONS

National Jeweler, 7/1968, p. 20-Ring at bottom left.

Primary Examiner—Louis S. Zarfes  
Attorney, Agent, or Firm—Jerry T. Kearns

[57] CLAIM

The ornamental design for a sewing machine pin cushion, as shown and described.


DESCRIPTION

FIG. 1 is a front elevational view of a sewing machine pin cushion showing my new design; FIG. 2 is a rear elevational view thereof; FIG. 3 is a left side elevational view thereof; FIG. 4 is a right side elevational view thereof; FIG. 5 is a top plan view thereof; and, FIG. 6 is a bottom plan view thereof.

[56] References Cited

U.S. PATENT DOCUMENTS

- D. 69,525 2/1926 Pauker ..... D3/25
- D. 298,484 11/1988 Austin ..... D3/22
- 1,169,735 1/1916 Salt et al. .... D11/26 X
- 2,119,229 5/1938 Foster ..... D11/26 X



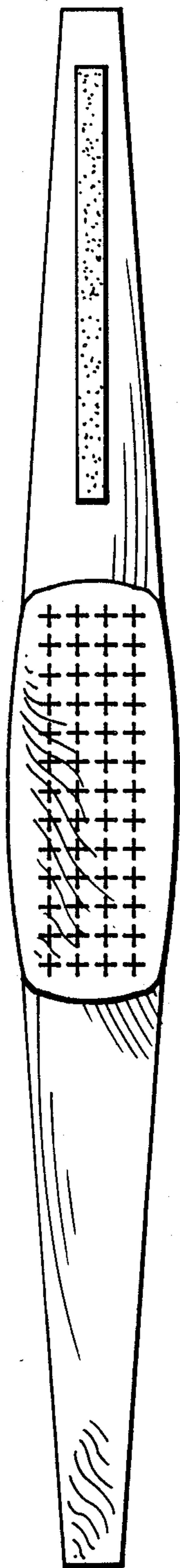


Fig. 1

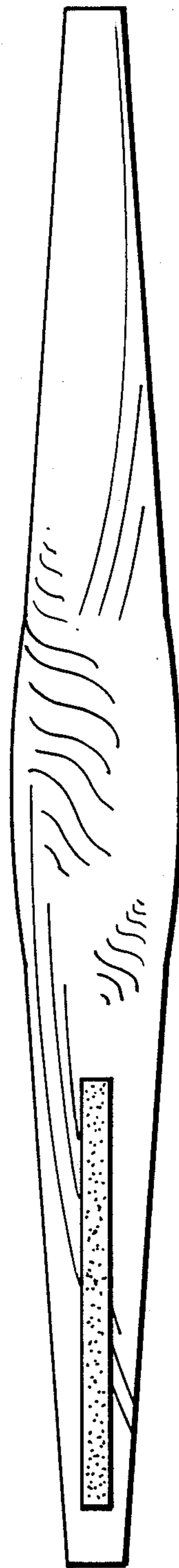


Fig. 2

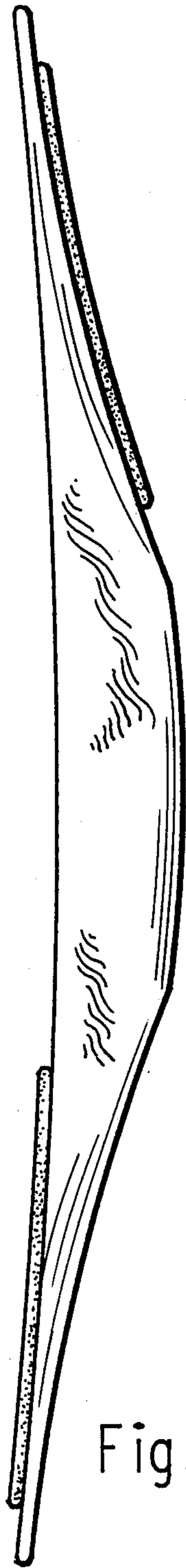


Fig. 3

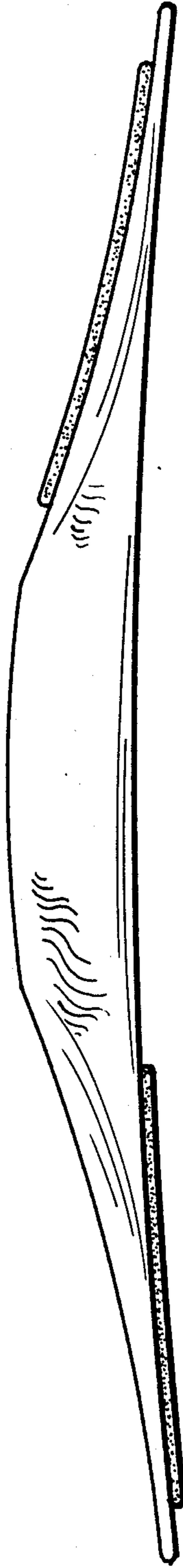


Fig. 4




Fig. 5




Fig. 6