

United States Patent [19]

Kieft

[11] Patent Number: **Des. 307,069**

[45] Date of Patent: **** Apr. 3, 1990**

[54] **VACUUM CLEANER OR THE LIKE**

[75] Inventor: **Milton G. Kieft**, North Canton, Ohio

[73] Assignee: **The Hoover Company**, North Canton, Ohio

[*] Notice: The portion of the term of this patent subsequent to Jun. 13, 2003 has been disclaimed.

[**] Term: **14 Years**

[21] Appl. No.: **885,964**

[22] Filed: **Jul. 14, 1986**

[52] U.S. Cl. **D32/22**

[58] Field of Search **D32/21-22, D32/31-34; 55/213; 15/350, 351, 323, 325, 347, 349, 412, 320, 321-322, 400, 414, 415 R, 415 A, 416, 418-422**

[56] **References Cited**

U.S. PATENT DOCUMENTS

- D. 149,528 5/1948 Turner et al. .
- D. 166,140 3/1952 Atkins .
- D. 185,788 8/1959 Shalvoy et al. .

- D. 217,737 6/1970 Lagerstrom et al. .
- D. 232,616 9/1974 Wareham .
- D. 248,762 8/1978 Burgess et al. D32/22
- D. 249,349 9/1978 Wareham .
- D. 275,136 8/1984 Bowers D32/22
- D. 275,428 9/1984 Wareham .
- D. 292,335 10/1987 Wareham et al. D32/22
- D. 293,727 1/1988 Wareham et al. D32/22
- D. 293,728 1/1988 Ohhira et al. D32/22

FOREIGN PATENT DOCUMENTS

543630 3/1942 United Kingdom .

Primary Examiner—Bruce W. Dunkins

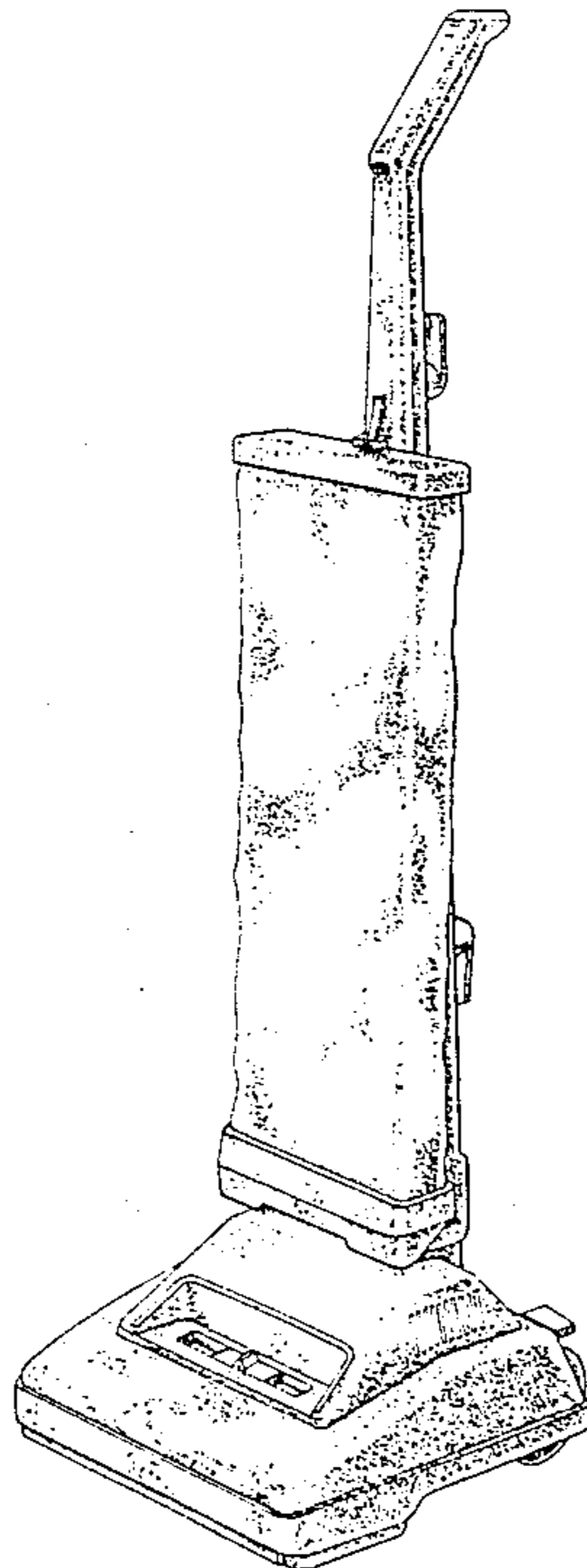
Assistant Examiner—Ruth Takemoto

[57] **CLAIM**

The ornamental design for a vacuum cleaner or the like, as shown and described.

DESCRIPTION

FIG. 1 is a top, front and right side perspective view of a vacuum cleaner or the like showing my new design; FIG. 2 is a left side elevational view thereof; FIG. 3 is a rear elevational view thereof; FIG. 4 is a top plan view thereof; and FIG. 5 is a bottom plan view thereof.



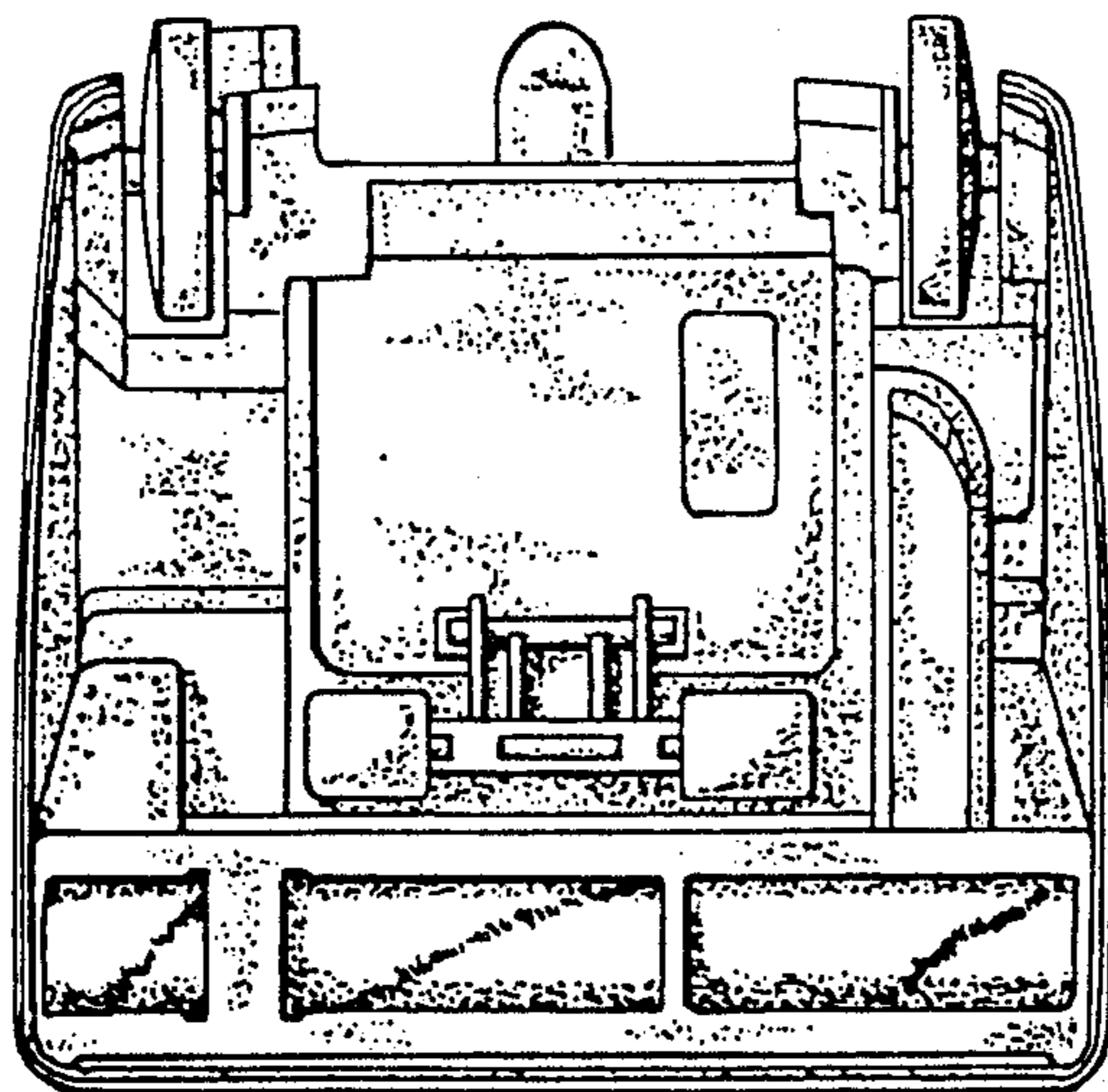


FIG. 5

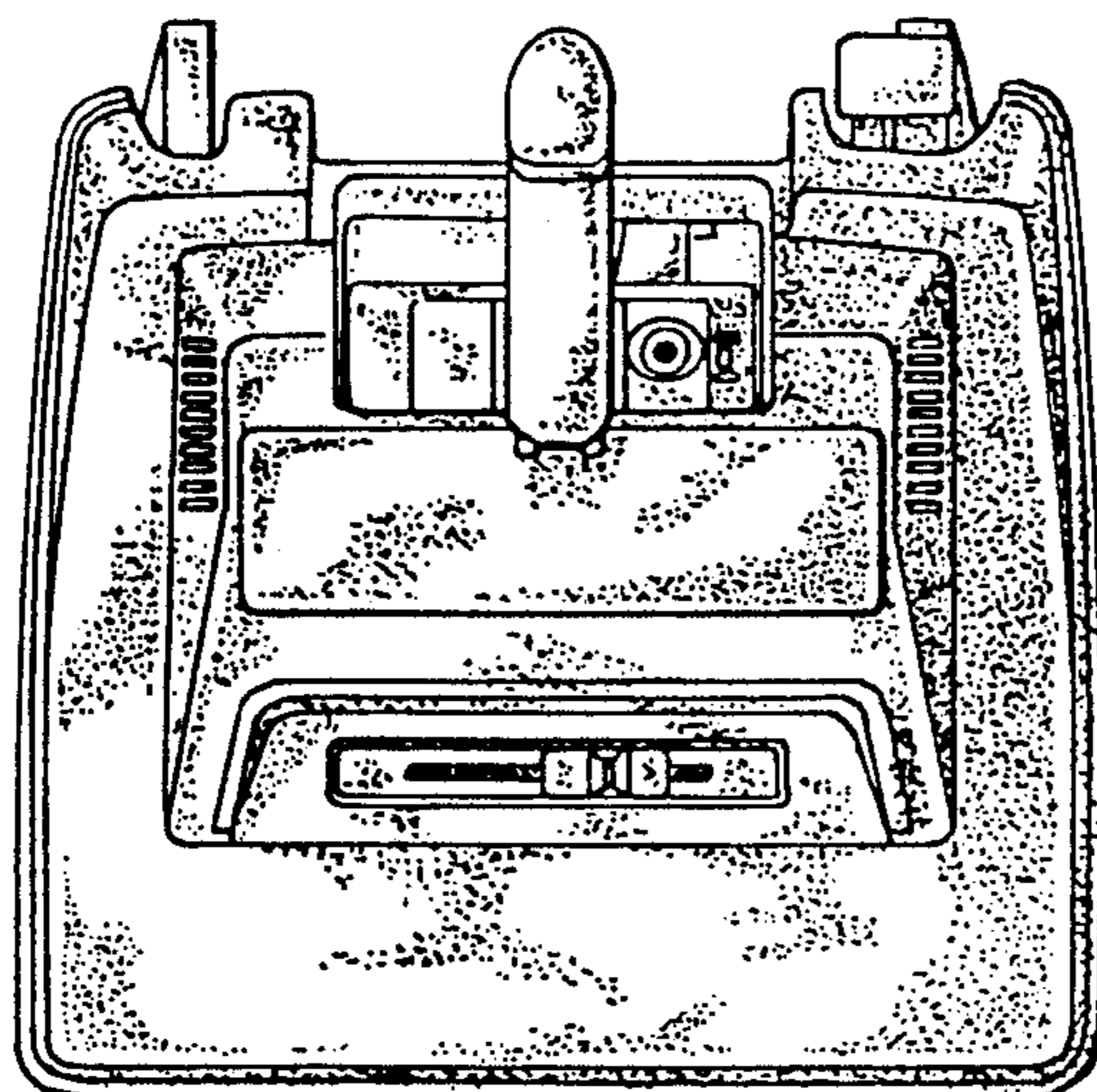


FIG. 4

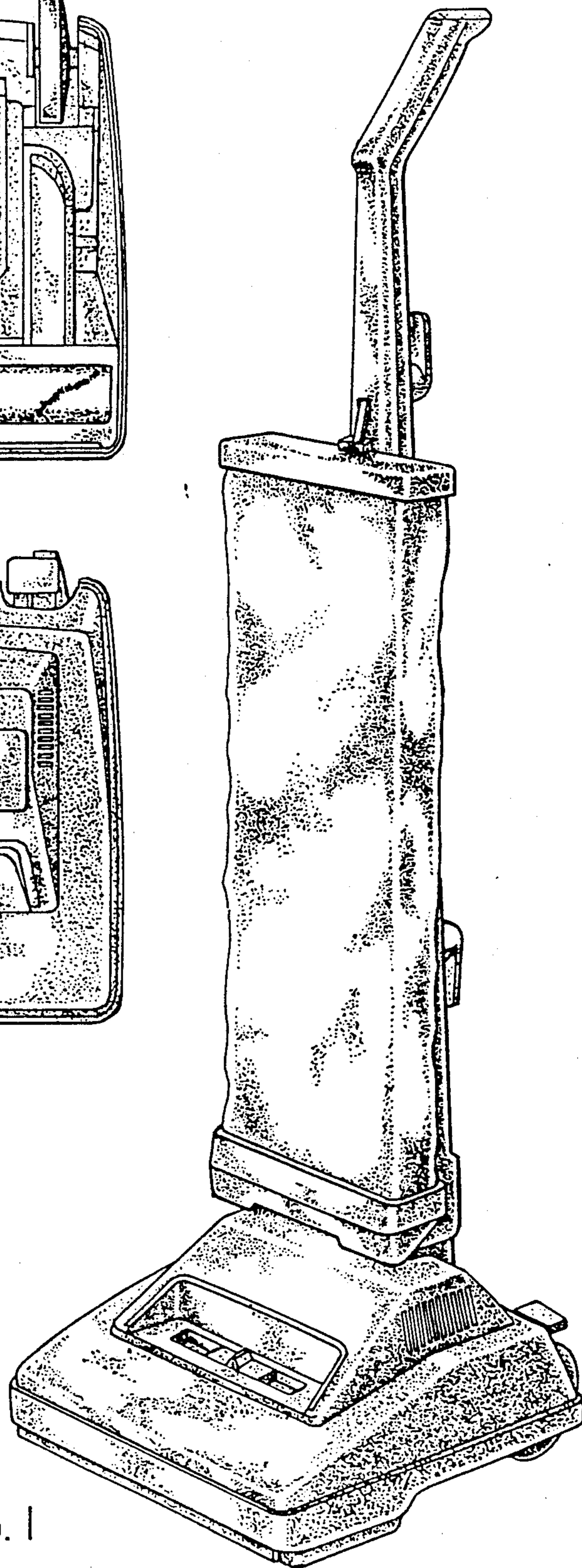


FIG. 1

