

[54] VACUUM CLEANER FOR PETS

[75] Inventors: Lynn Kuhl, 1225 Fern Lake Ave., Brea, Calif. 92621; Snezana B. Zdravkova, Bellflower, Calif.

[73] Assignee: Lynn Kuhl, Brea, Calif.

[**] Term: 14 Years

[21] Appl. No.: 70,518

[22] Filed: Jul. 7, 1987

[52] U.S. Cl. D30/158; 15/344; 119/83

[58] Field of Search 604/131, 313; 119/83, 119/85, 87, 156; D30/158, 159; D24/36; D6/539; D32/4, 15, 16, 17, 21, 22, 23

[56] References Cited

U.S. PATENT DOCUMENTS

D. 176,422	12/1955	Madl	D32/18
D. 249,605	9/1978	Skermetta	D6/539
D. 263,234	3/1982	Vaughn	D32/21
D. 272,568	2/1984	Kuhl	D30/158
1,667,554	4/1928	Krug	15/344

2,753,434	7/1956	Storm	15/344
2,849,736	9/1958	Kohle	15/344
2,972,160	2/1961	Hahn	15/344
3,145,691	8/1964	Yates	119/83
4,218,806	8/1980	Cohn	15/402
4,799,460	1/1989	Kuhl	119/85

Primary Examiner—Carmen H. Vales-Lado
Assistant Examiner—Cathy Anne MacCormac
Attorney, Agent, or Firm—Morland C. Fischer

[57] CLAIM

The ornamental design for a vacuum cleaner for pets, as shown and described.

DESCRIPTION

FIG. 1 is a perspective view of a vacuum cleaner for pets taken from the top, front and right side showing our new design;

FIG. 2 is a top plan view thereof;

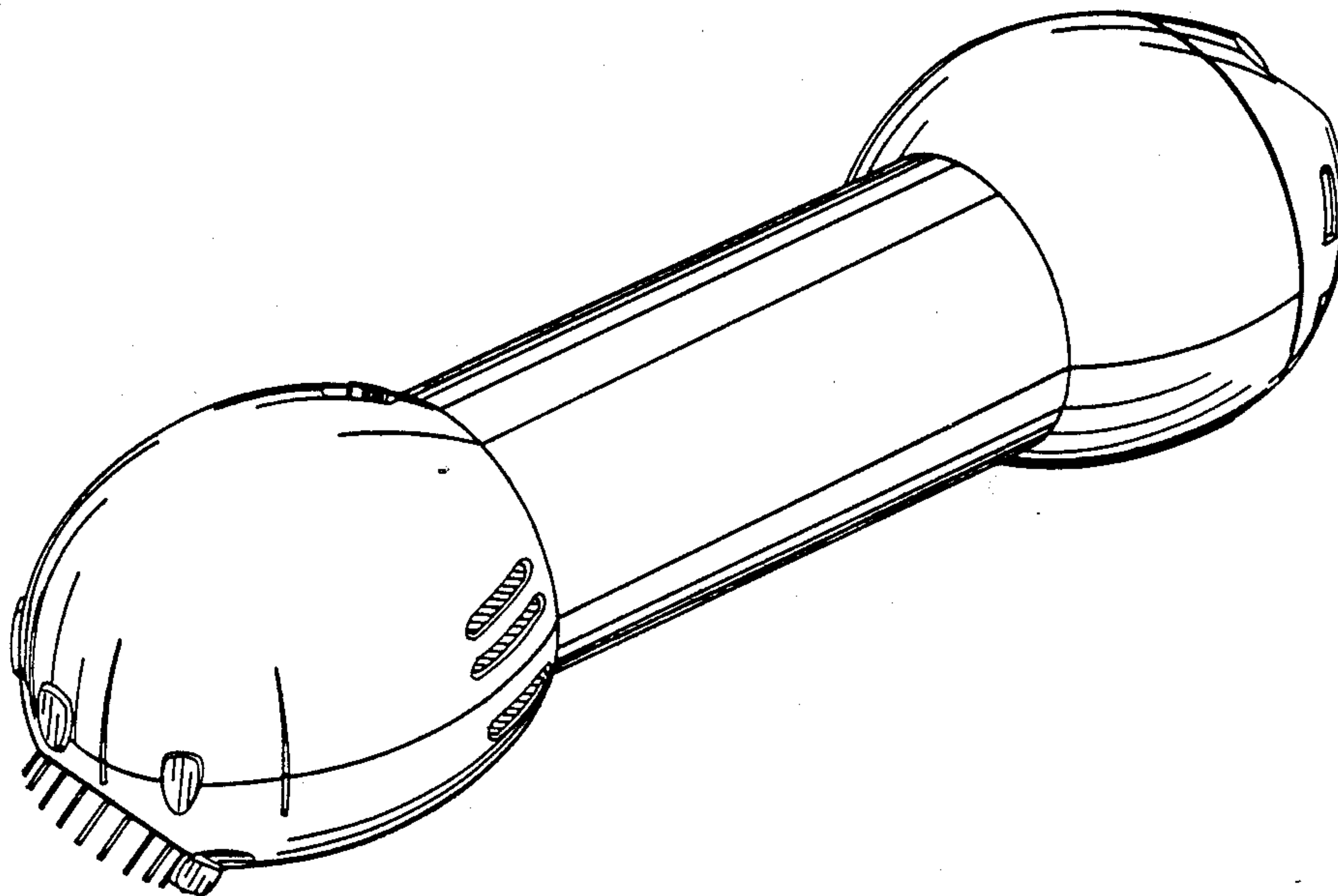
FIG. 3 is a bottom plan view thereof;

FIG. 4 is a right, side elevational view thereof;

FIG. 5 is a left, side elevational view thereof;

FIG. 6 is a front elevational view thereof; and

FIG. 7 is a rear elevational view thereof.



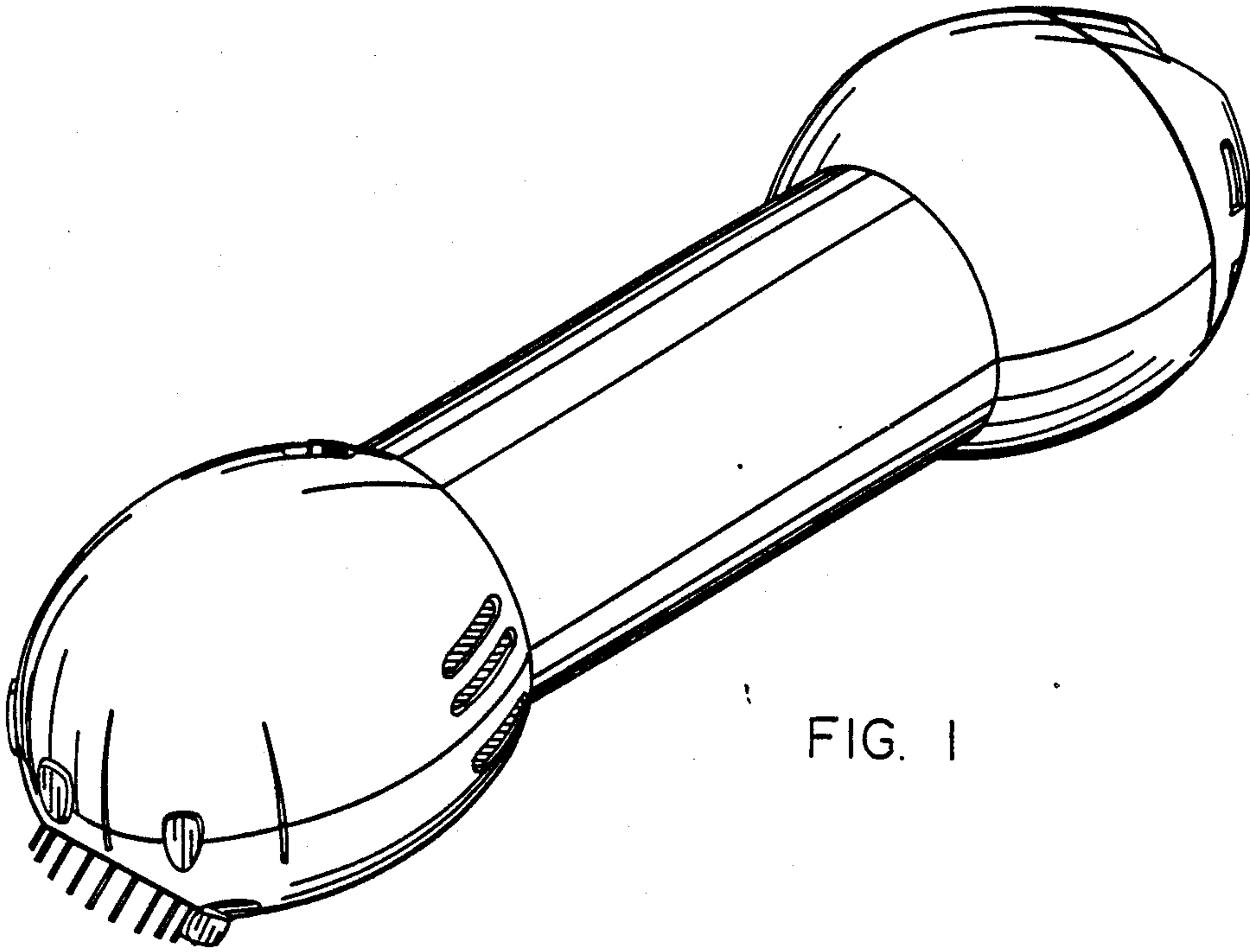


FIG. 1




FIG. 2

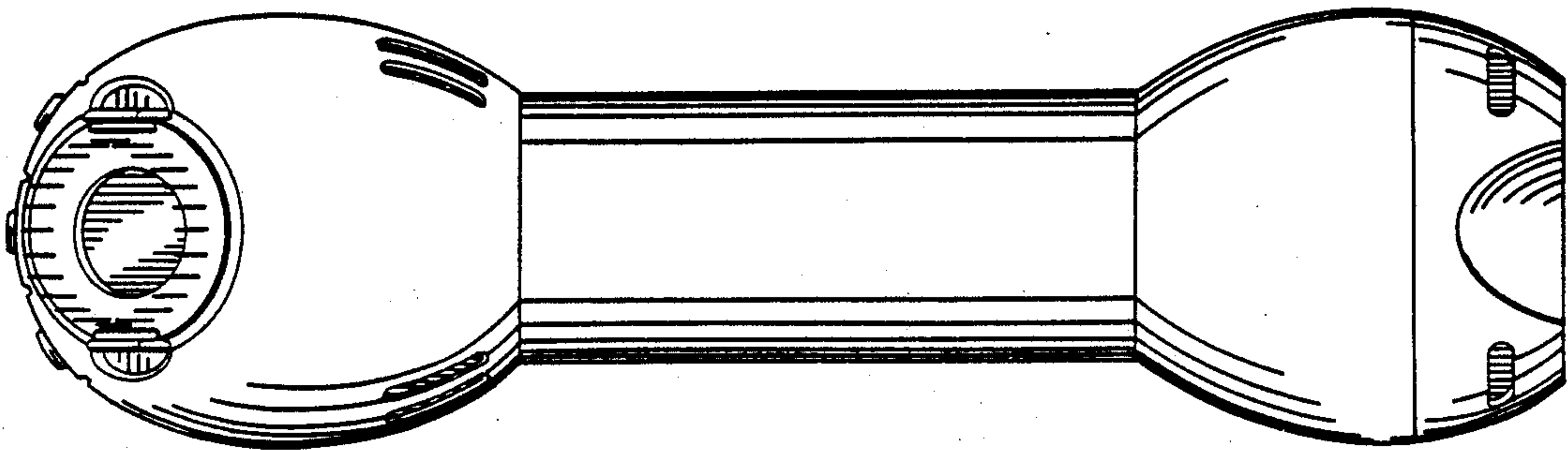


FIG. 3




FIG. 4

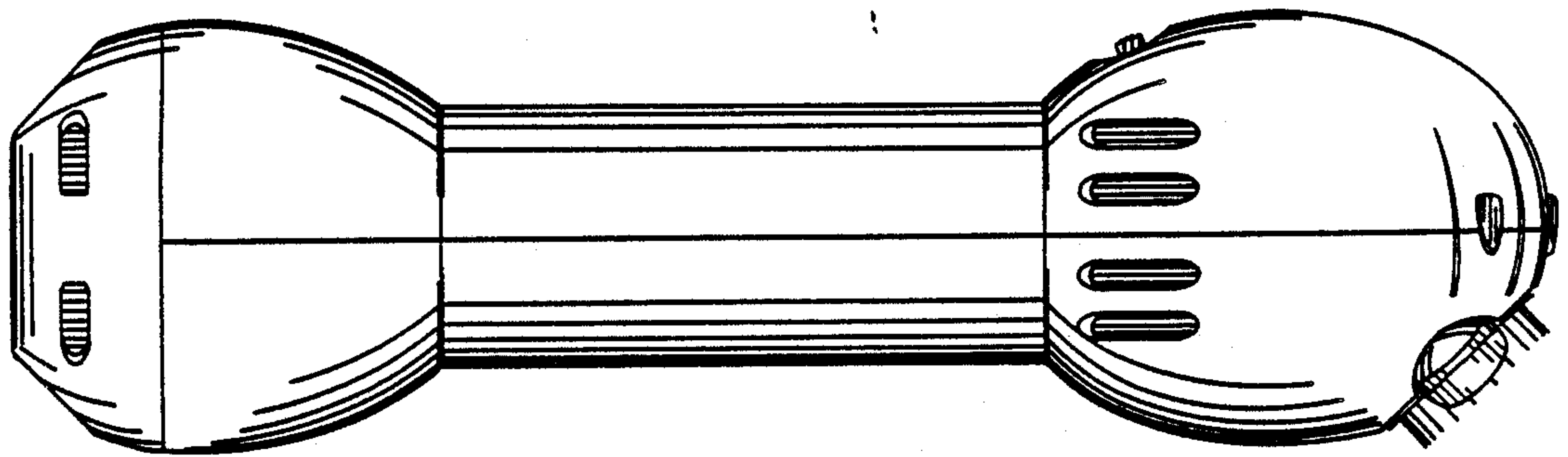


FIG. 5

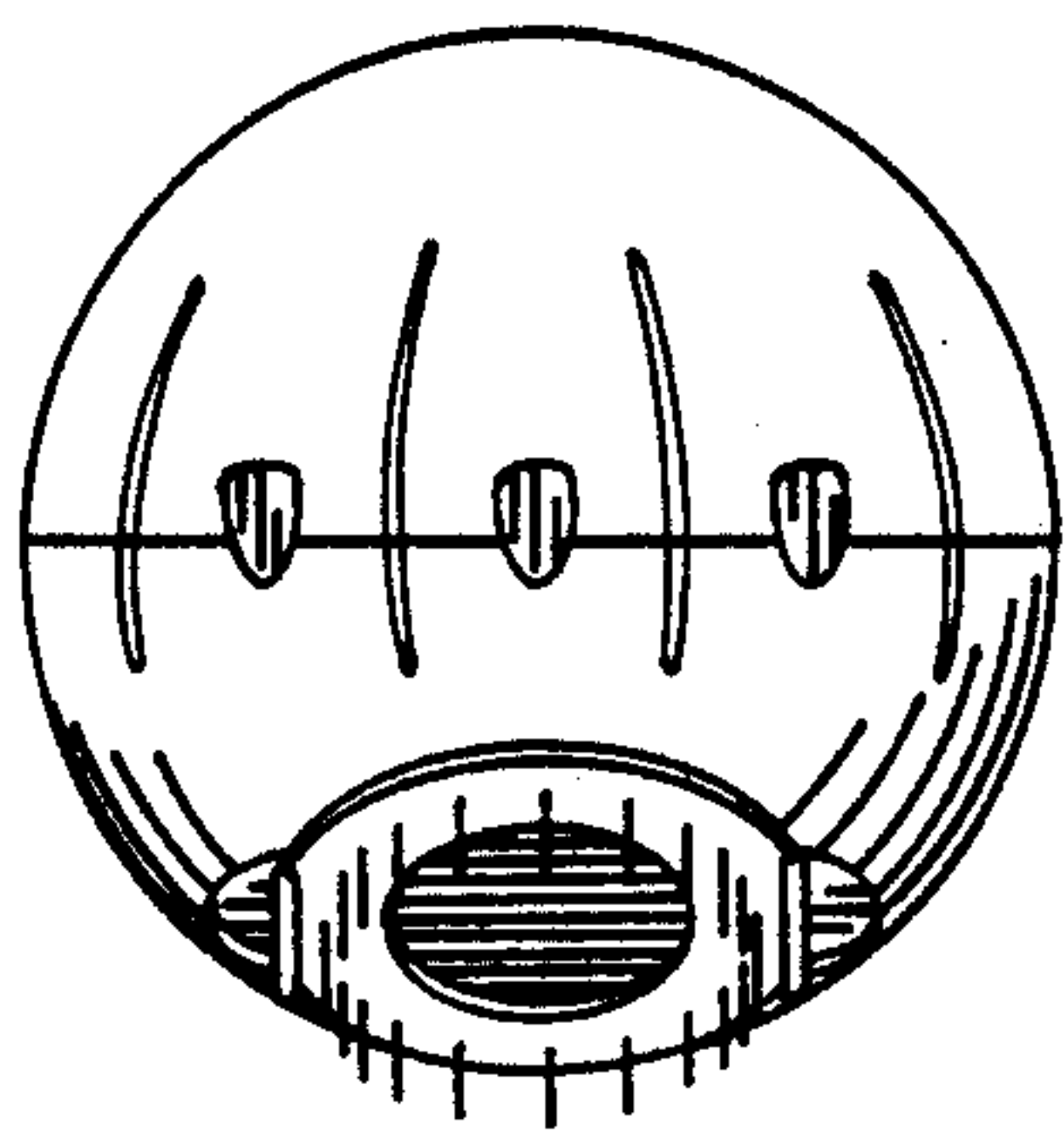


FIG. 6




FIG. 7