

[54] **COMBINED EMERGENCY SPOTLIGHT AND RECHARGER THEREFOR**

[75] Inventor: **John S. Yuen, Kowloon, Hong Kong**

[73] Assignee: **John Manufacturing Limited, Kowloon, Hong Kong**

[**] Term: **14 Years**

[21] Appl. No.: **850,405**

[22] Filed: **Apr. 7, 1986**

[30] **Foreign Application Priority Data**

Oct. 8, 1985 [GB] United Kingdom 1029685

[52] U.S. Cl. **D26/38; D26/46**

[58] **Field of Search** **D26/37-50, D26/51; 362/157, 158, 183-208; 320/2; D13/5, 6**

[56] **References Cited**

U.S. PATENT DOCUMENTS

D. 282,289 1/1986 Verdier D26/46

D. 289,997 5/1987 Rakocy D13/6

D. 296,012 5/1988 Petterson D26/46

D. 297,265 8/1988 Ingram, II D26/38

3,261,973 7/1966 Kott 362/183

4,092,580 5/1978 Prinsze 320/2

4,101,818 7/1978 Kelly, III et al. 320/2

Primary Examiner—Susan J. Lucas
Attorney, Agent, or Firm—Fay, Sharpe, Beall, Fagan, Minnich & McKee

[57] **CLAIM**

The ornamental design for a combined emergency spotlight and recharger therefor, as shown and described.

DESCRIPTION

FIG. 1 is a left side elevational view of a rechargeable emergency spotlight with charger unit showing my new design;

FIG. 2 is a right side elevational view thereof;

FIG. 3 is a top plan view thereof;

FIG. 4 is a bottom plan view thereof;

FIG. 5 is a rear elevational view thereof;

FIG. 6 is a front elevational view thereof.

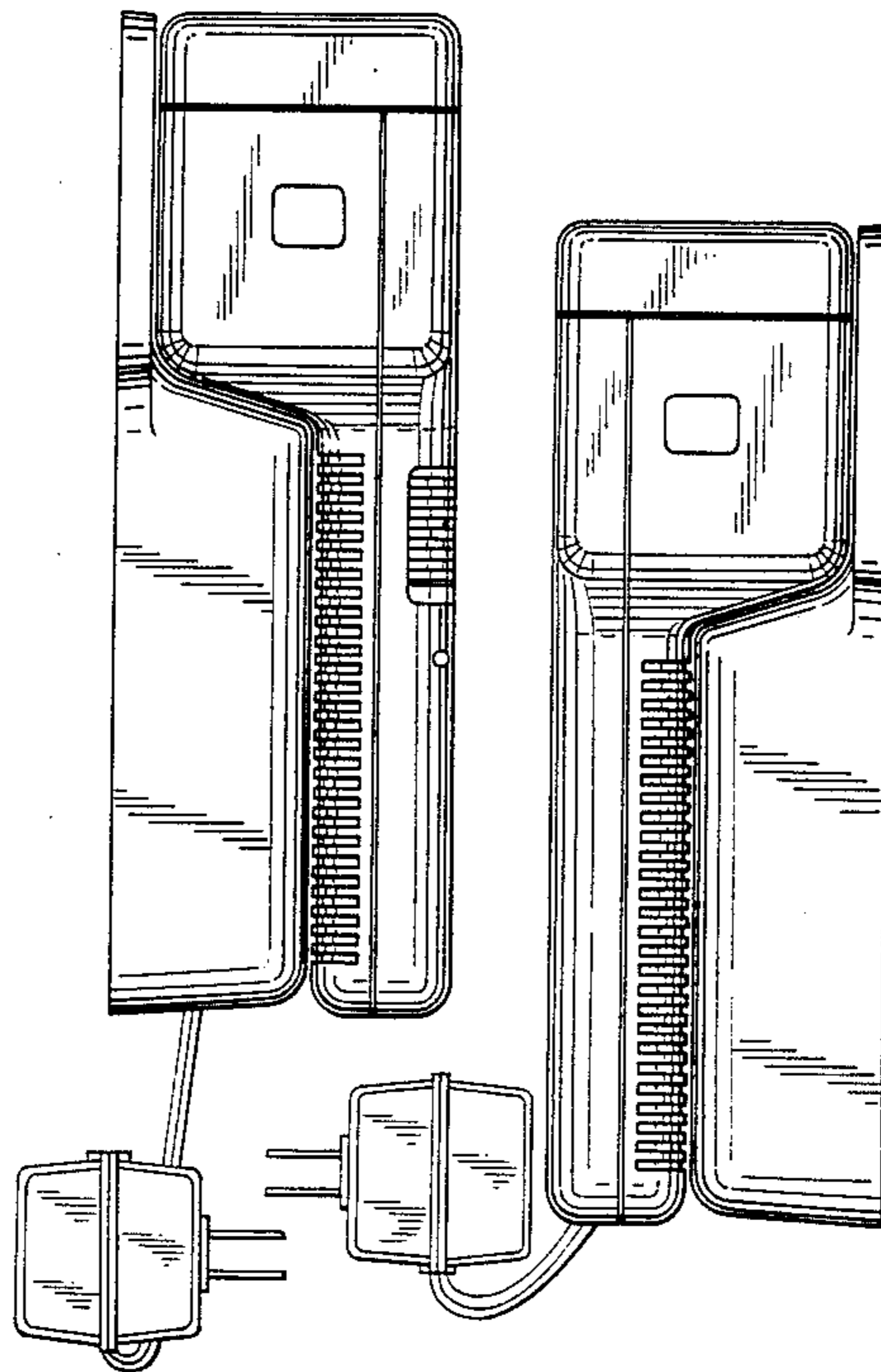


FIG. 1

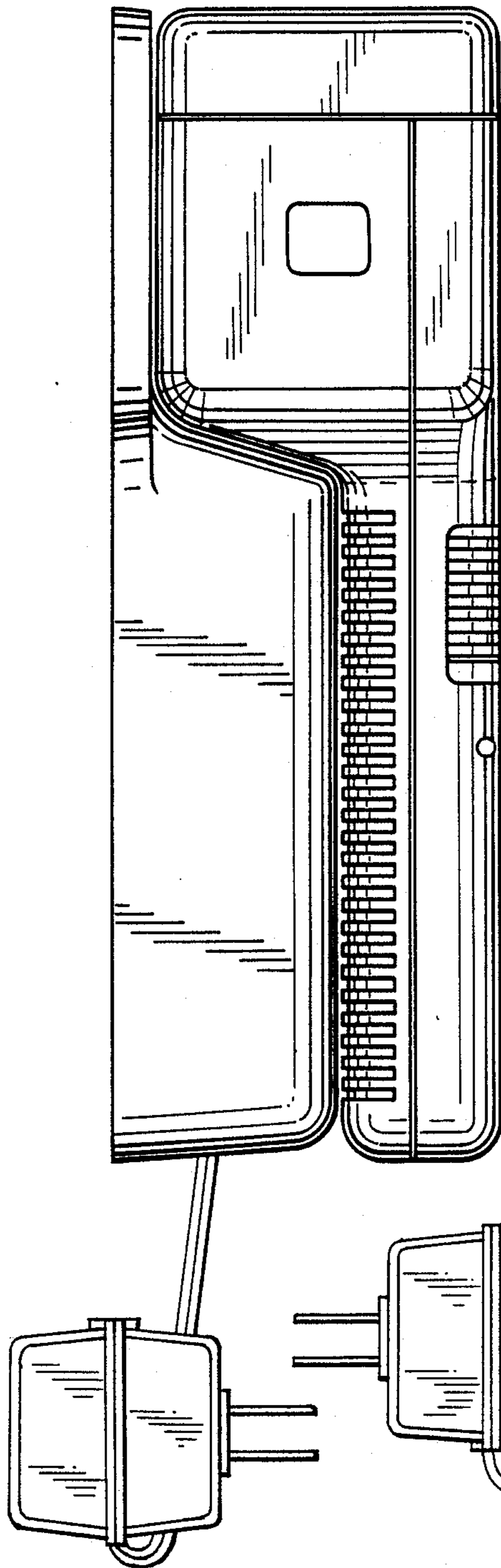


FIG. 2

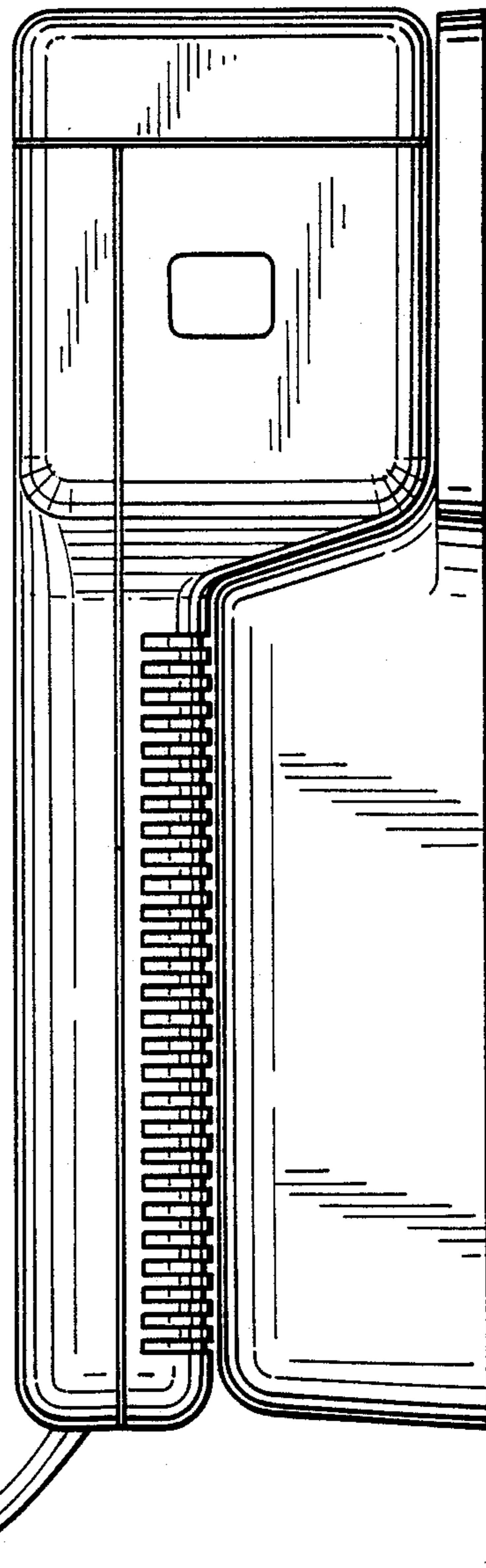


FIG. 3


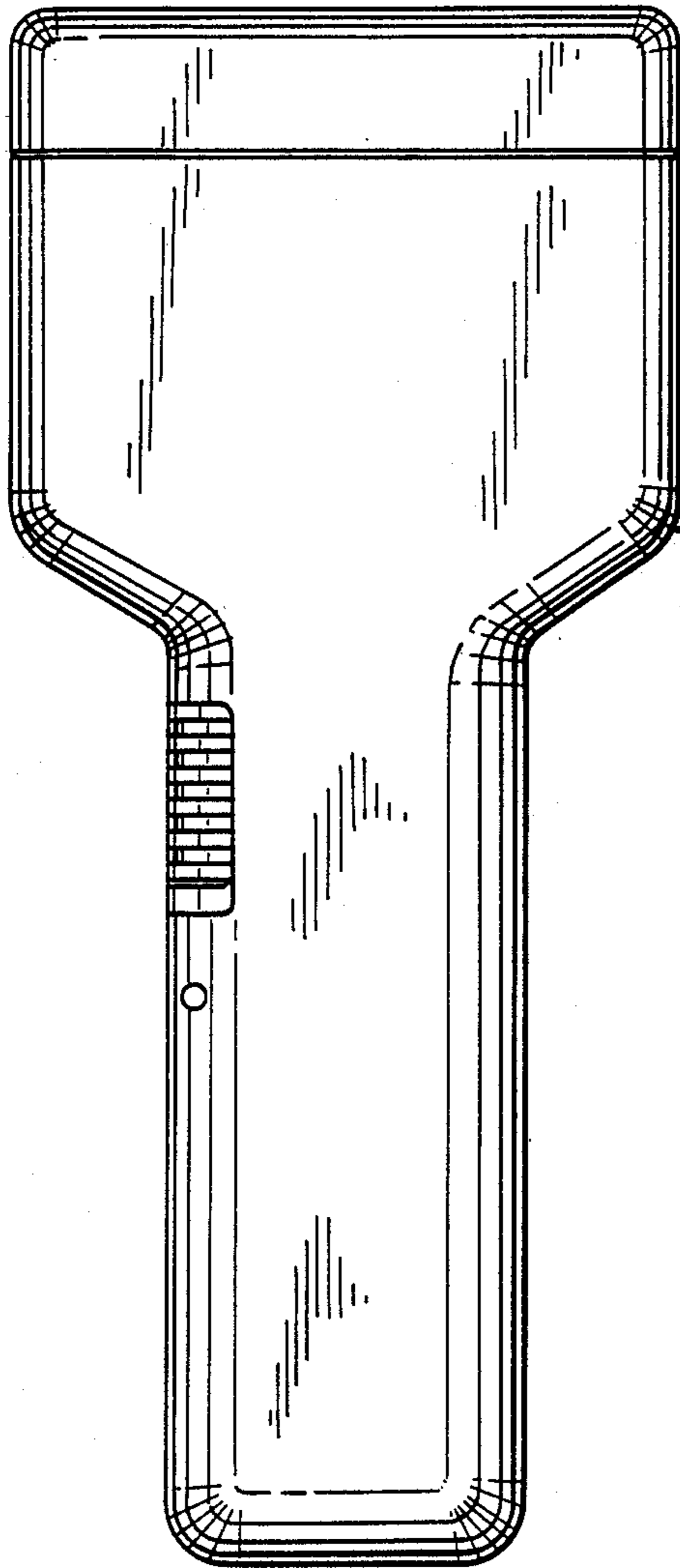


FIG. 4

