

United States Patent [19]

Petterson

[11] Patent Number: **Des. 307,035**

[45] Date of Patent: **** Apr. 3, 1990**

[54] **PEN CAP**

[75] Inventor: **Tor Petterson, Rancho Palos Verdes, Calif.**

[73] Assignee: **Pentel of America, Ltd., Torrance, Calif.**

[*] Notice: The portion of the term of this patent subsequent to Oct. 10, 2003 has been disclaimed.

[**] Term: **14 Years**

[21] Appl. No.: **940,645**

[22] Filed: **Dec. 11, 1986**

[52] U.S. Cl. **D19/57; D19/56**

[58] Field of Search **D19/35, 36, 41-51, D19/54-58, 77, 81, 83, 84, 85; 401/243-247**

[56] **References Cited**

U.S. PATENT DOCUMENTS

D. 271,212 11/1983 Itoh D19/48

D. 279,115 6/1985 Nishida D19/57
D. 284,582 7/1986 Bruhn D19/45 X
D. 286,164 10/1986 Tinz D19/48
D. 294,599 3/1988 Funahashi et al. D19/48

FOREIGN PATENT DOCUMENTS

651840 2/1985 Japan .


Primary Examiner—Nelson C. Holtje
Assistant Examiner—Martha Thompson
Attorney, Agent, or Firm—Bruce L. Adams; Van C. Wilks

[57] **CLAIM**

The ornamental design for a pen cap, as shown and described.

DESCRIPTION

FIG. 1 is a side elevational view of a pen cap showing my new design;
FIG. 2 is a front elevational view;
FIG. 3 is a rear elevational view;
FIG. 4 is a top plan view on an enlarged scale; and
FIG. 5 is a bottom plan view on an enlarged scale.



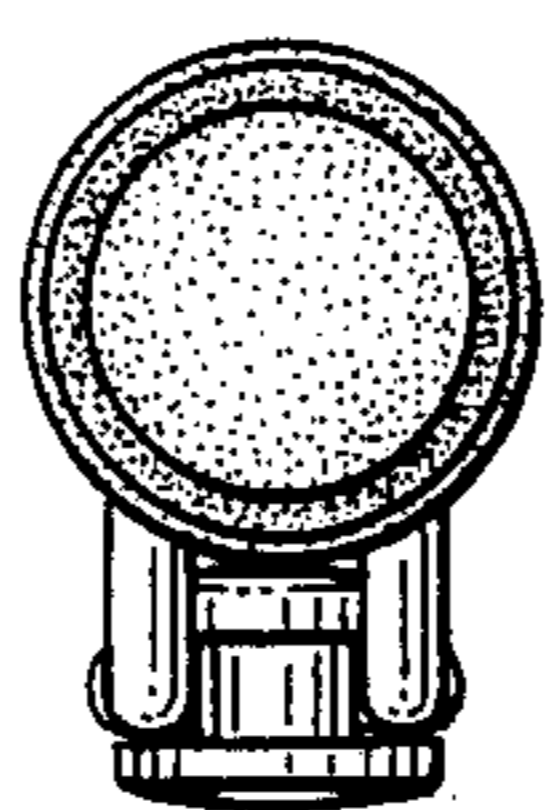


FIG. 4

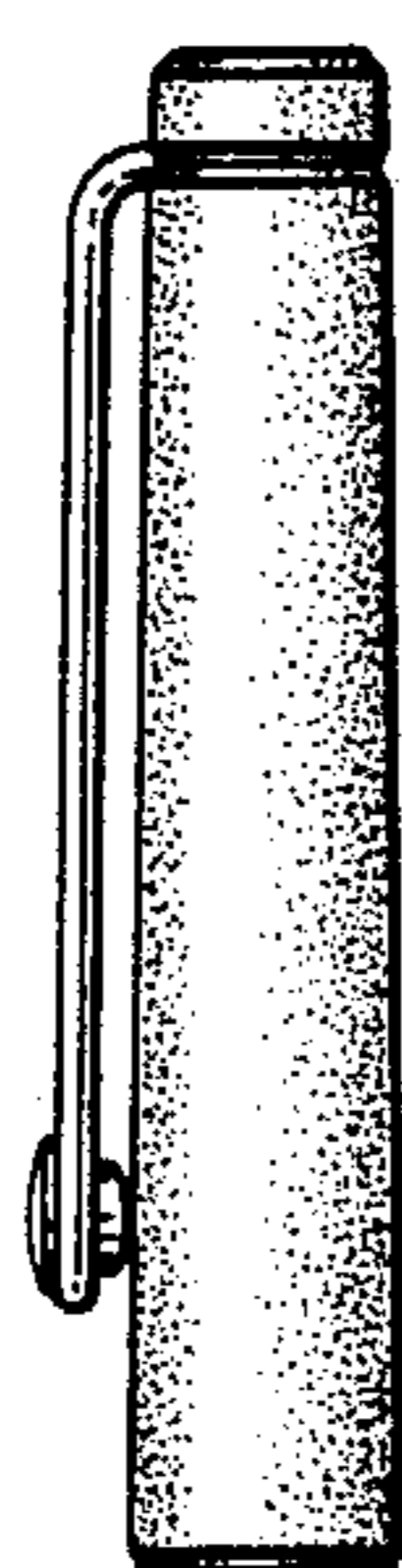


FIG. 1



FIG. 2



FIG. 3




FIG. 5