

United States Patent [19]

Dockery

[11] Patent Number: **Des. 306,987**

[45] Date of Patent: **** Apr. 3, 1990**

[54] ZIPPER LOCKING CLIP

[76] Inventor: **Jesse E. Dockery**, 8053 Braile,
Detroit, Mich. 48228

[**] Term: **14 Years**

[21] Appl. No.: **96,324**

[22] Filed: **Sep. 14, 1987**

[52] U.S. Cl. **D11/221; D11/56**

[58] Field of Search **D11/1-2,**
D11/56, 81, 240, 79, 60, 45, 40, 200-204, 223,
221; 63/1.1, 2, 4, 20; 24/56-60, 49 R, 49 KC, 49
CC, 49 CP, 49 D, 381, 387, 383

[56] **References Cited**

U.S. PATENT DOCUMENTS

D. 159,837 8/1950 Philippe D11/45
D. 264,271 5/1982 Brinley D11/79

D. 273,757 5/1984 Evans D11/221
D. 296,882 7/1988 Lopez D11/221
199,580 1/1878 Riker 63/20
375,418 12/1887 Goodman 24/56


Primary Examiner—Louis S. Zarfaz
Assistant Examiner—R. T. Seifert
Attorney, Agent, or Firm—Jerry T. Kearns

[57] **CLAIM**

The ornamental design for zipper locking clip, as shown and described.

DESCRIPTION

FIG. 1 is a front elevational view of zipper locking clip, showing my new design;
FIG. 2 is a rear elevational view thereof;
FIG. 3 is a left side elevational view thereof;
FIG. 4 is a right side elevational view thereof;
FIG. 5 is a top plan view thereof; and,
FIG. 6 is a bottom plan view thereof.



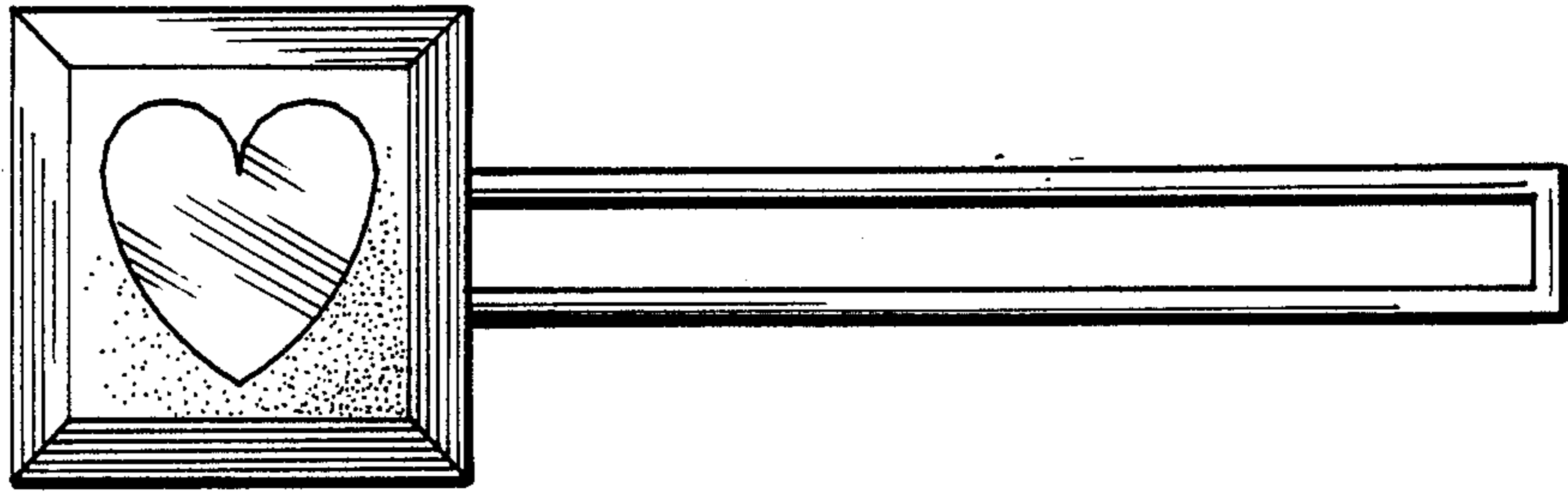


Fig. 1

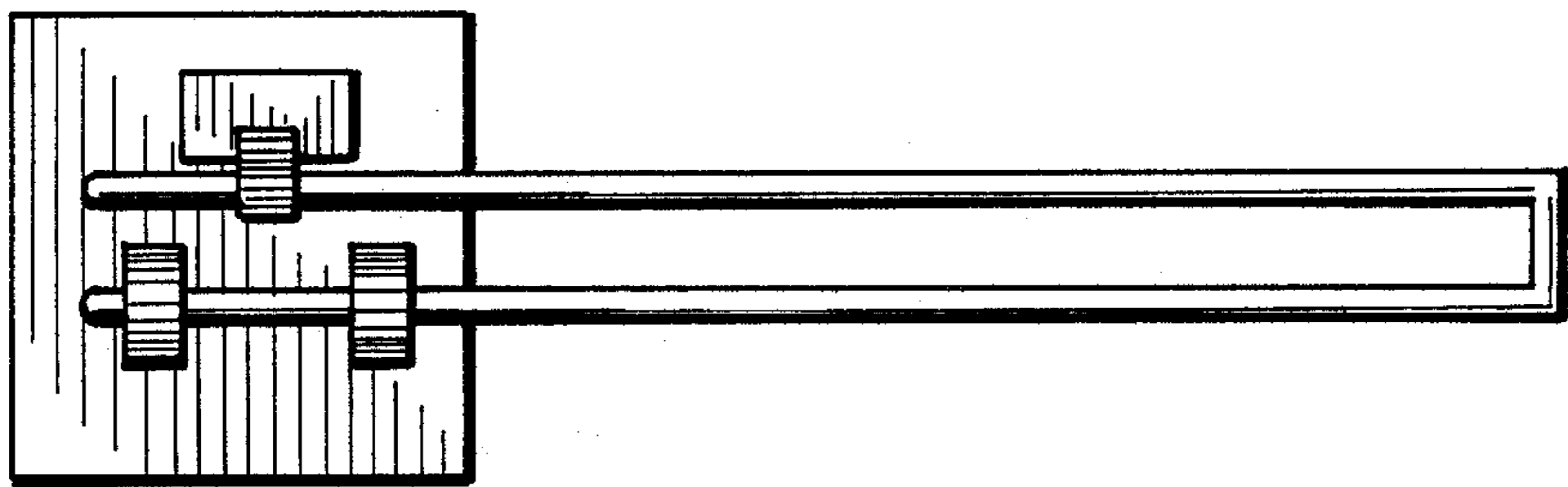


Fig. 2

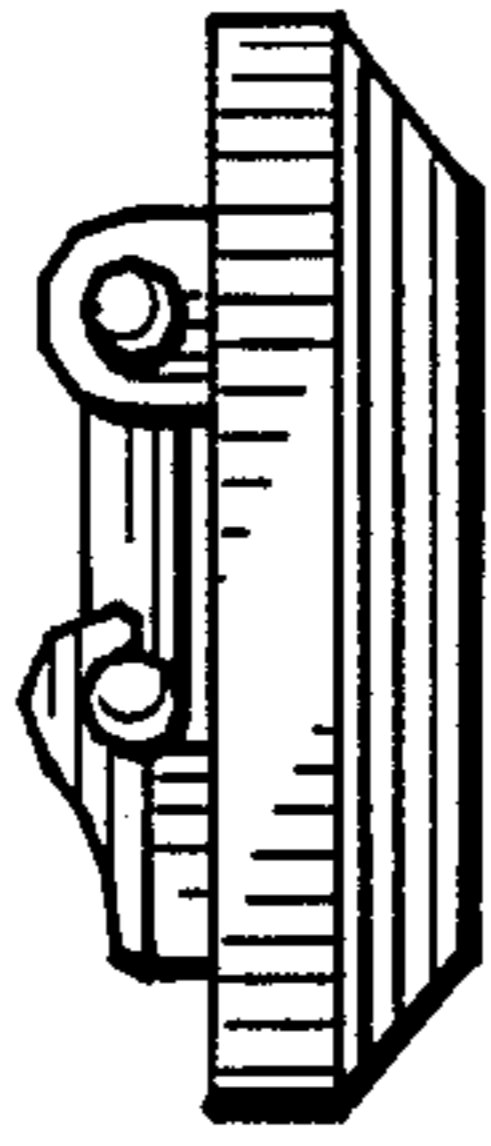


Fig. 3

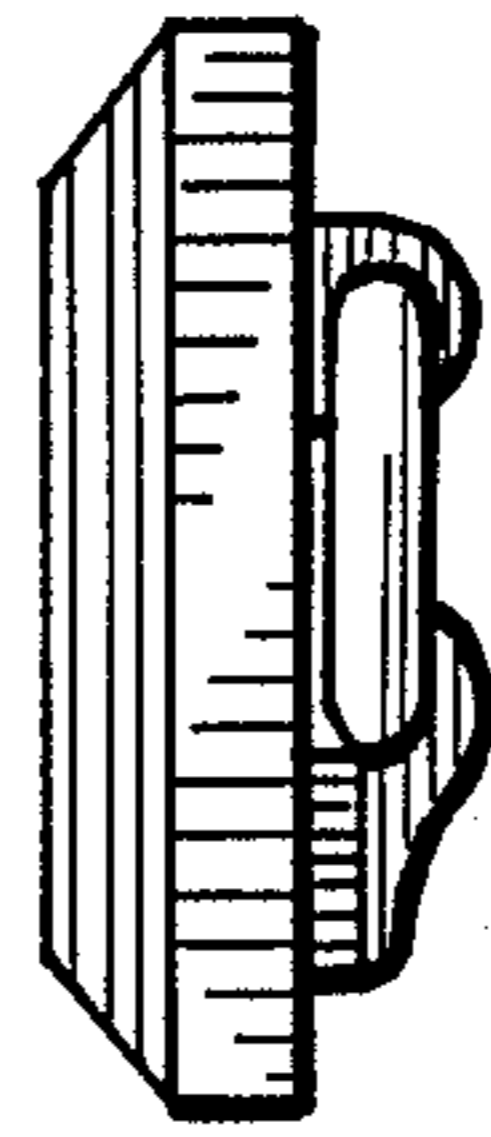


Fig. 4




Fig. 5




Fig. 6