

[54] **PAINT SCRAPER HANDLE**

[76] **Inventor: David D. Bell, 3315 SW. Ridge Dr.,
Portland, Oreg. 97219**

[**] **Term: 14 Years**

[21] **Appl. No.: 99,520**

[22] **Filed: Sep. 22, 1987**

[52] **U.S. Cl. D32/49; D8/94;
D8/DIG. 7**

[58] **Field of Search D32/35, 40-42,
D32/46-49; D8/10, 14, 16, 19, 77, 80, 83, 107,
DIG. 4, DIG. 7, 75, 92, 94; 15/143 R,
236.01-236.09; 30/85, 86, 169, 171, 329, 340,
346; D28/46, 48**

[56] **References Cited**

U.S. PATENT DOCUMENTS

D. 239,742 4/1976 Rees D28/46
D. 249,223 9/1978 Holden D8/14
1,441,903 1/1923 Balaziuk D8/75 X

OTHER PUBLICATIONS

Nupla Manufacturing Co., 1968, "Nuplaglas" Pick Handle, Catalog No. BP147.36-1B.

Industrial Hammers, Plus Manufacturing Co., Inc., 1975, "No-Mar" Plastic Mallet and Press-On Tip Hammer.

Primary Examiner—Wallace R. Burke

Assistant Examiner—Lavone D. Tabor

Attorney, Agent, or Firm—Chernoff, Vilhauer, McClung & Stenzel

[57] **CLAIM**

The ornamental design for a paint scraper handle, as shown and described.

DESCRIPTION

FIG. 1 is a perspective view of a paint scraper handle embodying my new design;

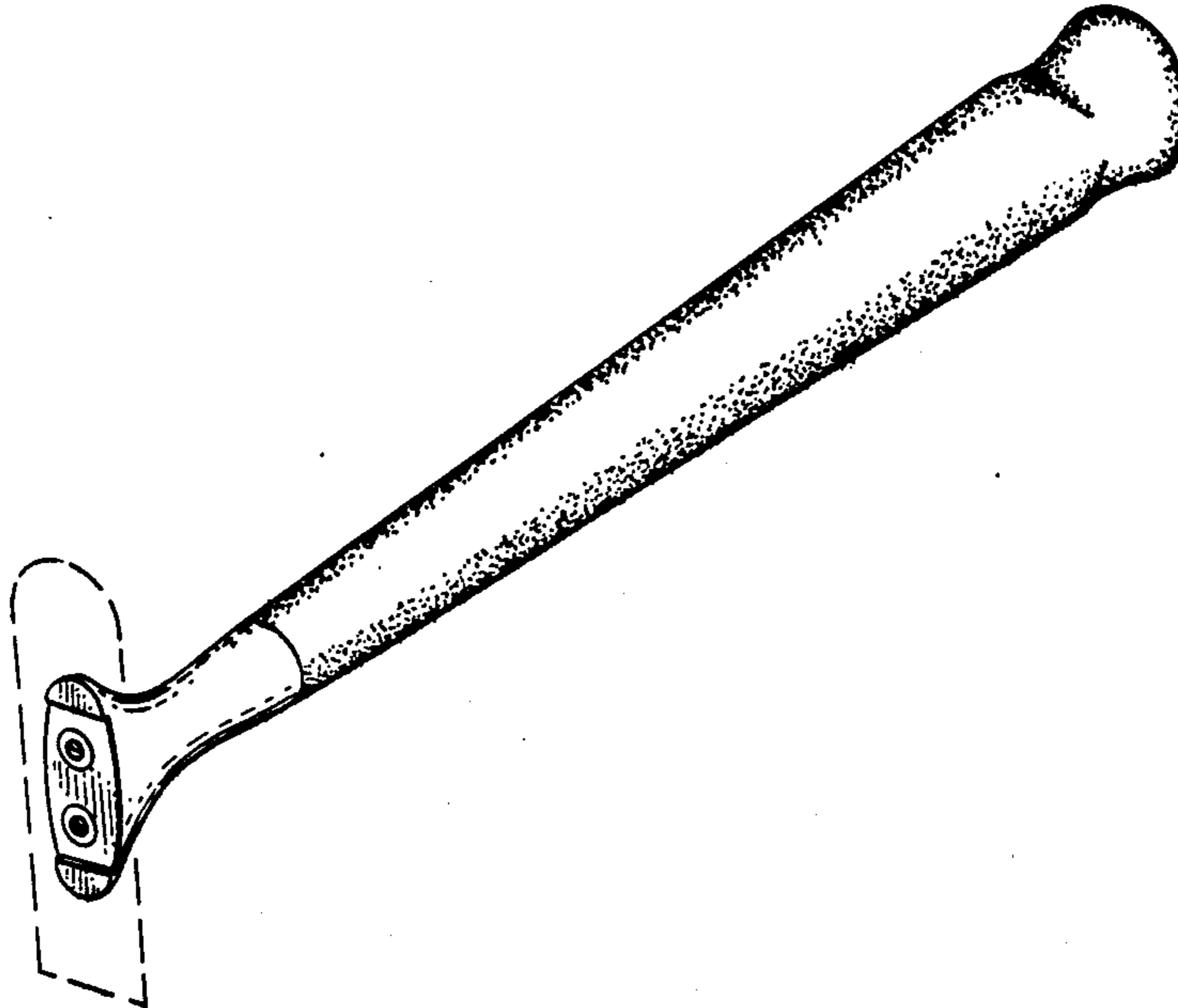
FIG. 2 is a left end elevational view thereof;

FIG. 3 is a right end elevational view thereof;

FIG. 4 is an elevational view of the side opposite that shown in FIG. 1; and

FIG. 5 is a top plan view, the bottom being a mirror image thereof.

The broken line showing of a scraping blade is for illustrative purposes only and forms no part of the claimed design.



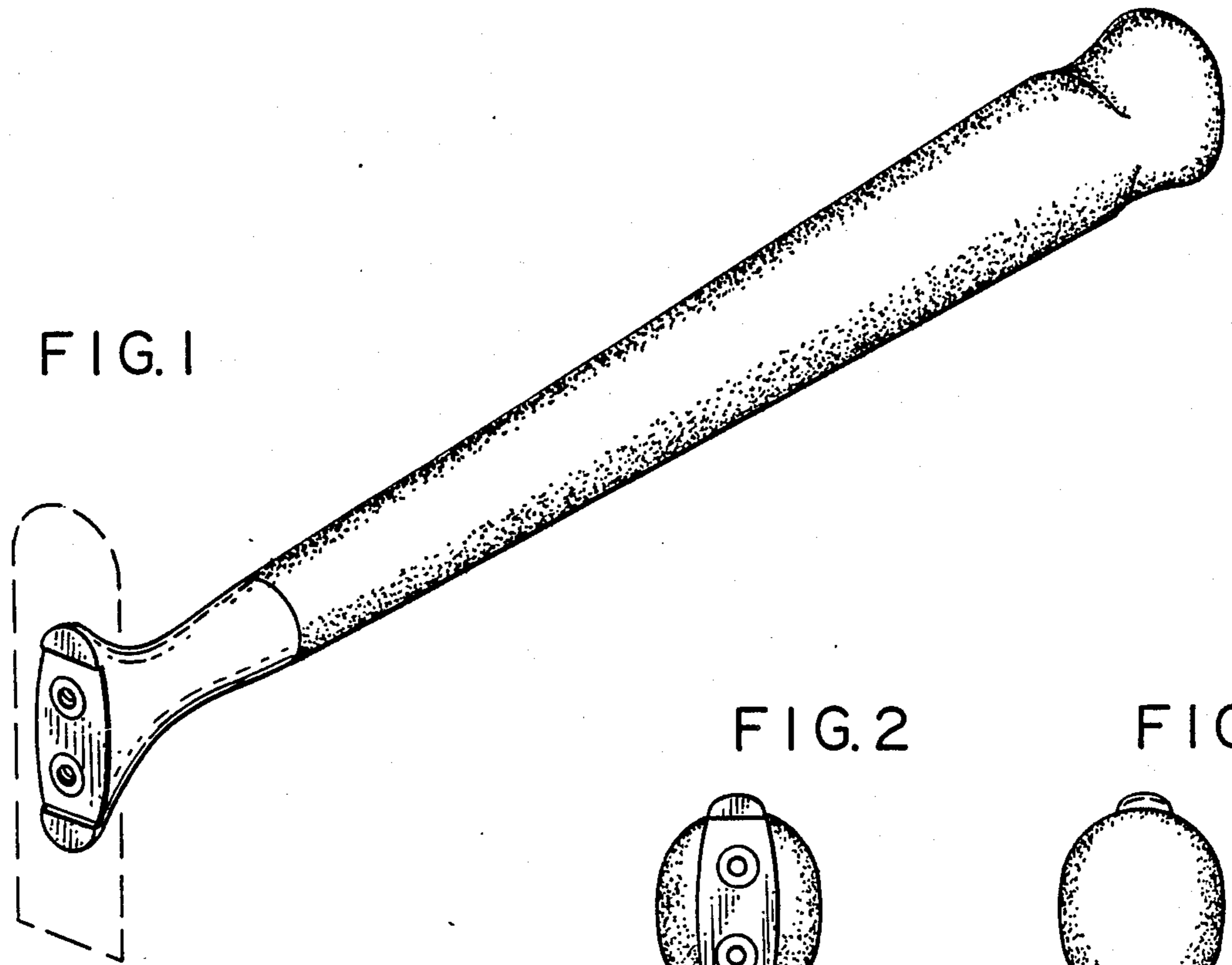


FIG. 1

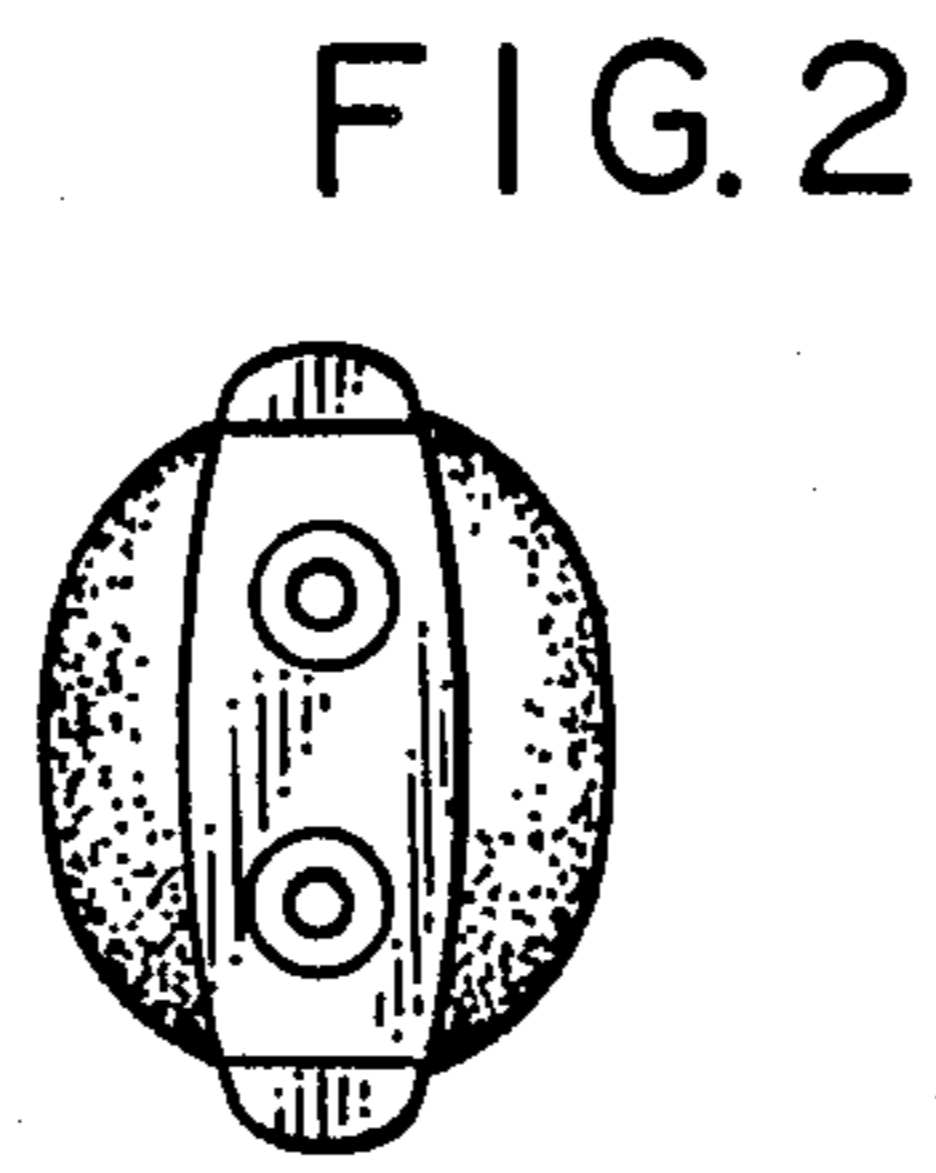


FIG. 2




FIG. 3




FIG. 4




FIG. 5