

[54] FLUID DISPENSING SPONGE MOP FOR USE ON A CAR

[76] Inventor: Robert W. Shapton, 1150 Haig Boulevard, Mississauga, Ontario, Canada, L5E 2M7

[**] Term: 14 Years

[21] Appl. No.: 84,492

[22] Filed: Jul. 30, 1987

[30] Foreign Application Priority Data

Apr. 23, 1987 [CA] Canada 23-04-87-9
[52] U.S. Cl. D32/45; D32/40
[58] Field of Search D4/114-115, D4/137; D32/35, 40-45, 50-52; 15/143 R, 143 A, 143 B, 144 R, 144 A, 144 B, 145, 209 R, 209 C, 209 D, 244.1-244.4; 401/137-140, 196, 203-204, 207, 261, 263, 289, 40-42, 129, 268, 270, 277, 282, 286

[56] References Cited

U.S. PATENT DOCUMENTS

D. 157,209	2/1950	Siegel	D32/42
D. 252,250	7/1979	Hobbs	D32/45
D. 294,533	3/1988	Spencer	D32/45
2,285,383	6/1942	Hertzberg	15/145


Primary Examiner—Wallace R. Burke
Assistant Examiner—Lavone D. Tabor
Attorney, Agent, or Firm—Riches, McKenzie & Herbert

[57] CLAIM

The ornamental design for a fluid dispensing sponge mop for use on a car, as shown and described.

DESCRIPTION

FIG. 1 is a perspective view of a fluid dispensing sponge mop for use on a car showing my new design; FIG. 2 is a side elevational view thereof; FIG. 3 is a top plan view thereof; FIG. 4 is a bottom plan view thereof; FIG. 5 is an end elevational view thereof; and FIG. 6 is an elevational view of the opposite end thereof.



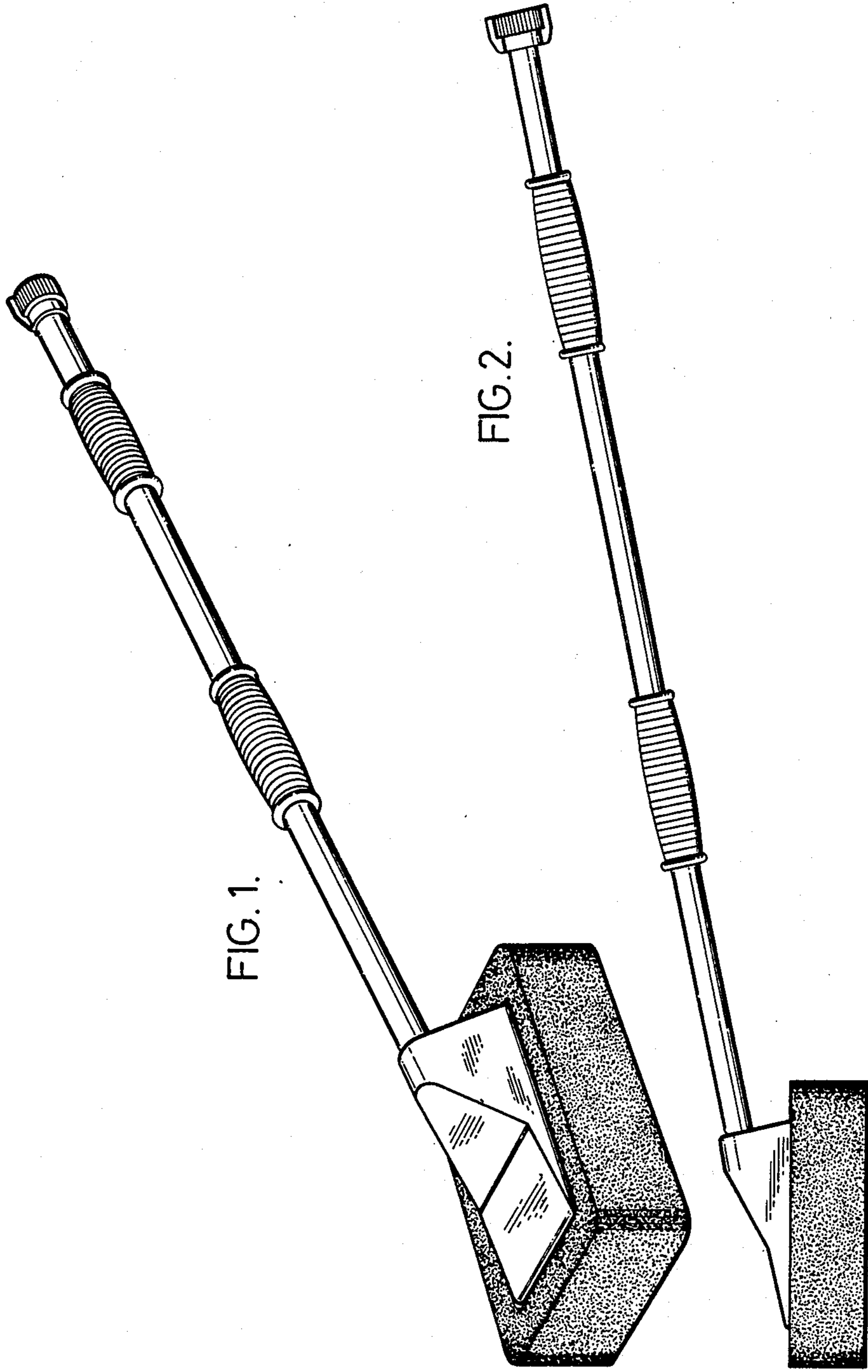


FIG. 3.

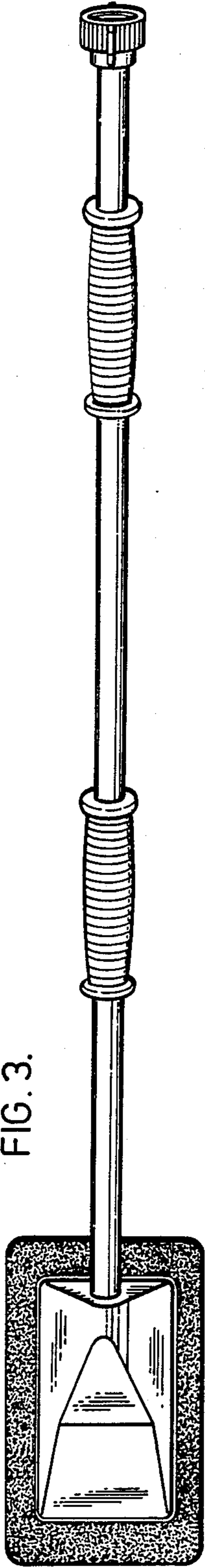


FIG. 4.

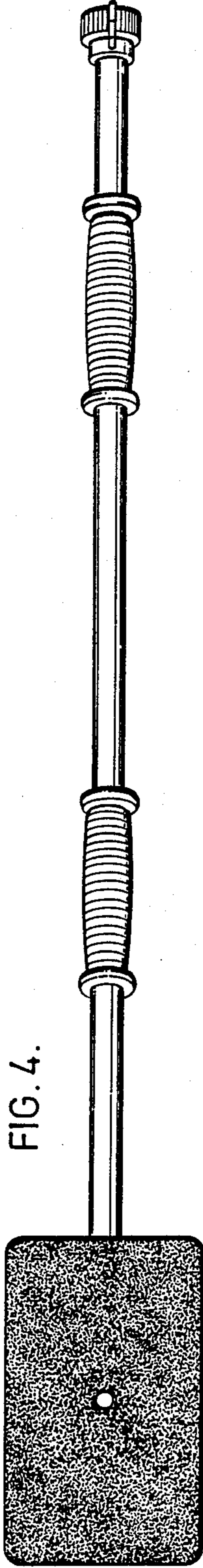


FIG. 5.

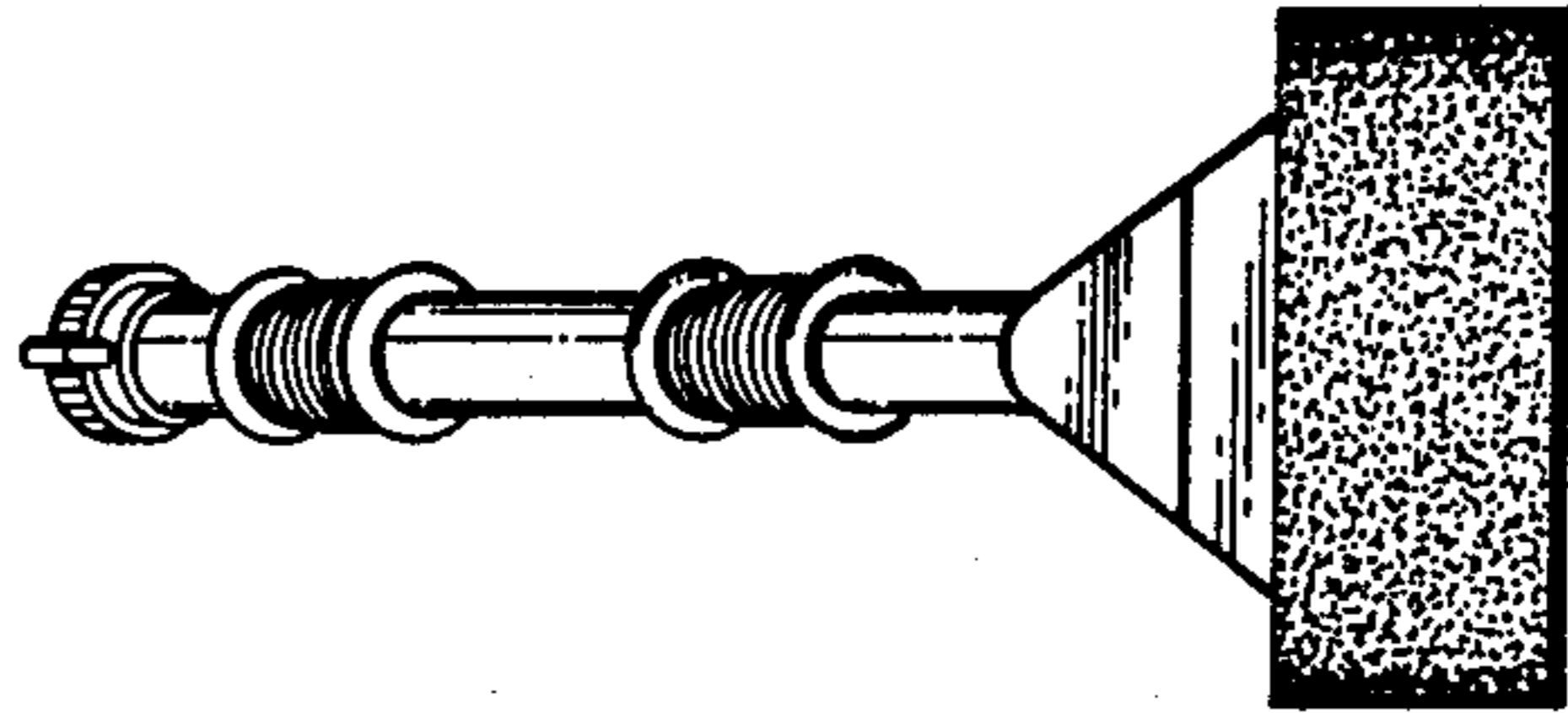


FIG. 6.

