

[54] **CUSHIONED BASE CLAMP FOR LAMPS OR THE LIKE**

[75] **Inventors: Mel Evenson, San Pedro; Jerry Sharber, Cypress, both of Calif.**

[73] **Assignee: Eldon Industries, Inc., Inglewood, Calif.**

[**] **Term: 14 Years**

[21] **Appl. No.: 54,363**

[22] **Filed: May 26, 1987**

[52] **U.S. Cl. D26/140; D8/72; D8/373; D8/394; D26/138**

[58] **Field of Search D8/72, 73, 394, 373; 248/225.31, 231.4, 231.6; 362/389, 396; D26/138, 140**

[56] **References Cited**

U.S. PATENT DOCUMENTS

- D. 182,974 6/1958 Revsin D26/140
- D. 191,127 8/1961 Revsin D26/140
- D. 236,941 9/1975 Seaverns D8/72

- D. 267,625 1/1983 Dark D8/72
- 3,330,950 7/1967 Lawson et al. 362/389
- 4,213,172 7/1980 Scattolin et al. 362/389
- 4,494,177 1/1985 Mathews 362/396

OTHER PUBLICATIONS

Hansa Publication; undated; Klammer Clamp (copy att. to disclosure statement).

Primary Examiner—B. J. Bullock

[57] **CLAIM**

The ornamental design for a cushioned base clamp for lamps or the like, as shown and described.

DESCRIPTION

FIG. 1 is a side elevational view of a cushioned base clamp for lamps or the like showing my new design, the throat of the clamp being partially open, the other side elevational view being a mirror image of this view;

FIG. 2 is a view of the front thereof;

FIG. 3 is a view of the rear thereof;

FIG. 4 is a top plan view thereof; and

FIG. 5 is a bottom plan view thereof.

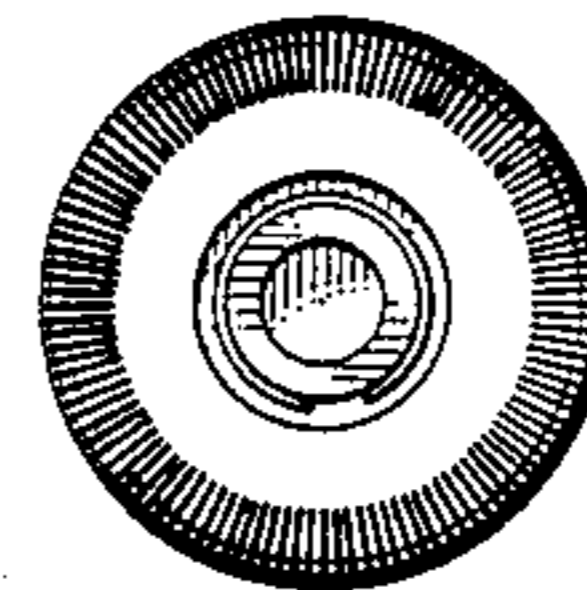

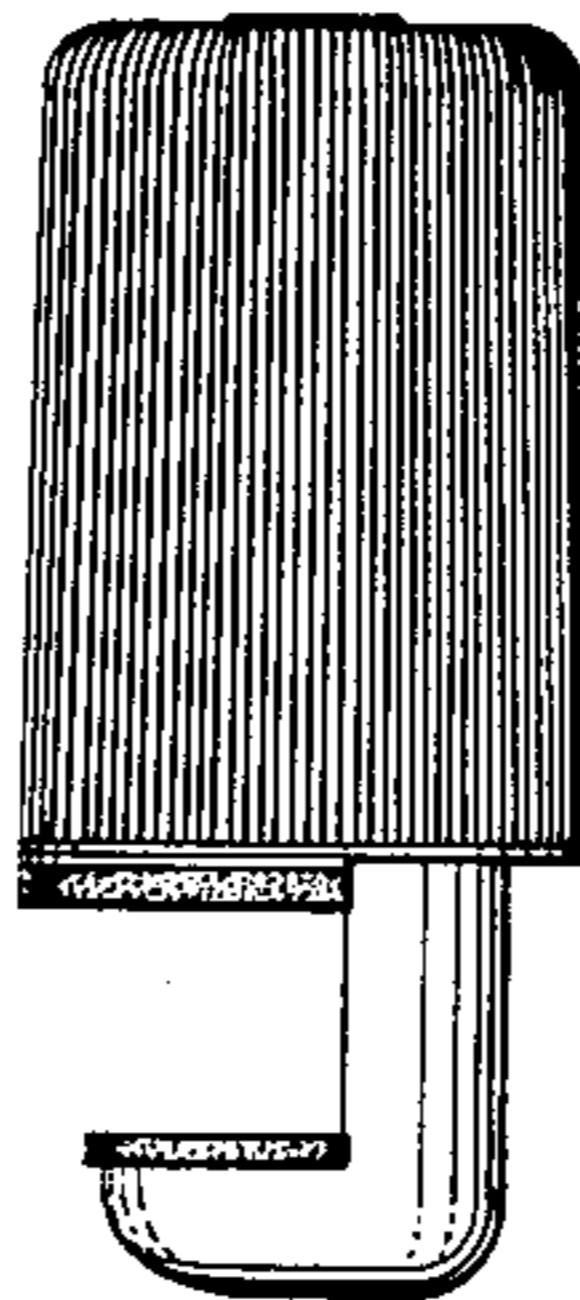


FIG. 1.

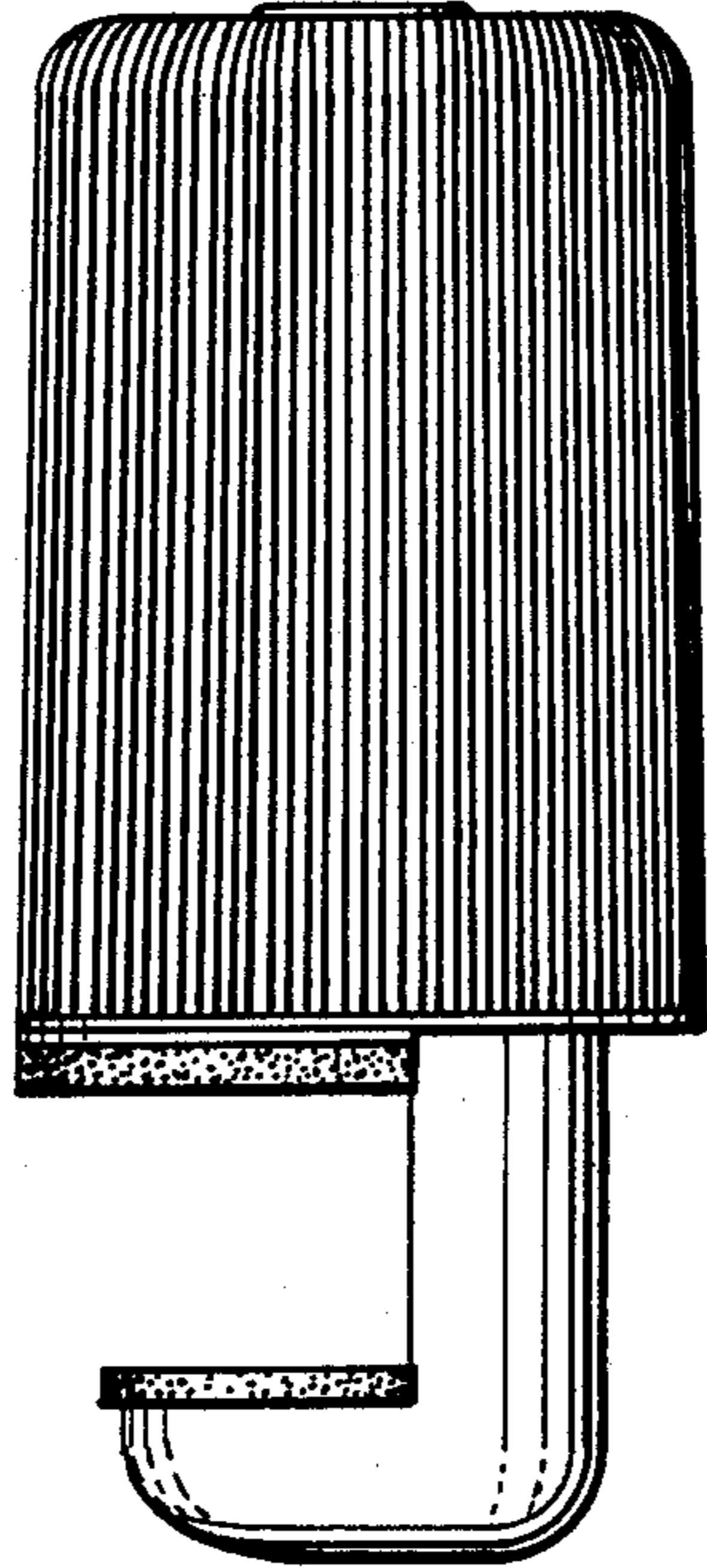


FIG. 3.

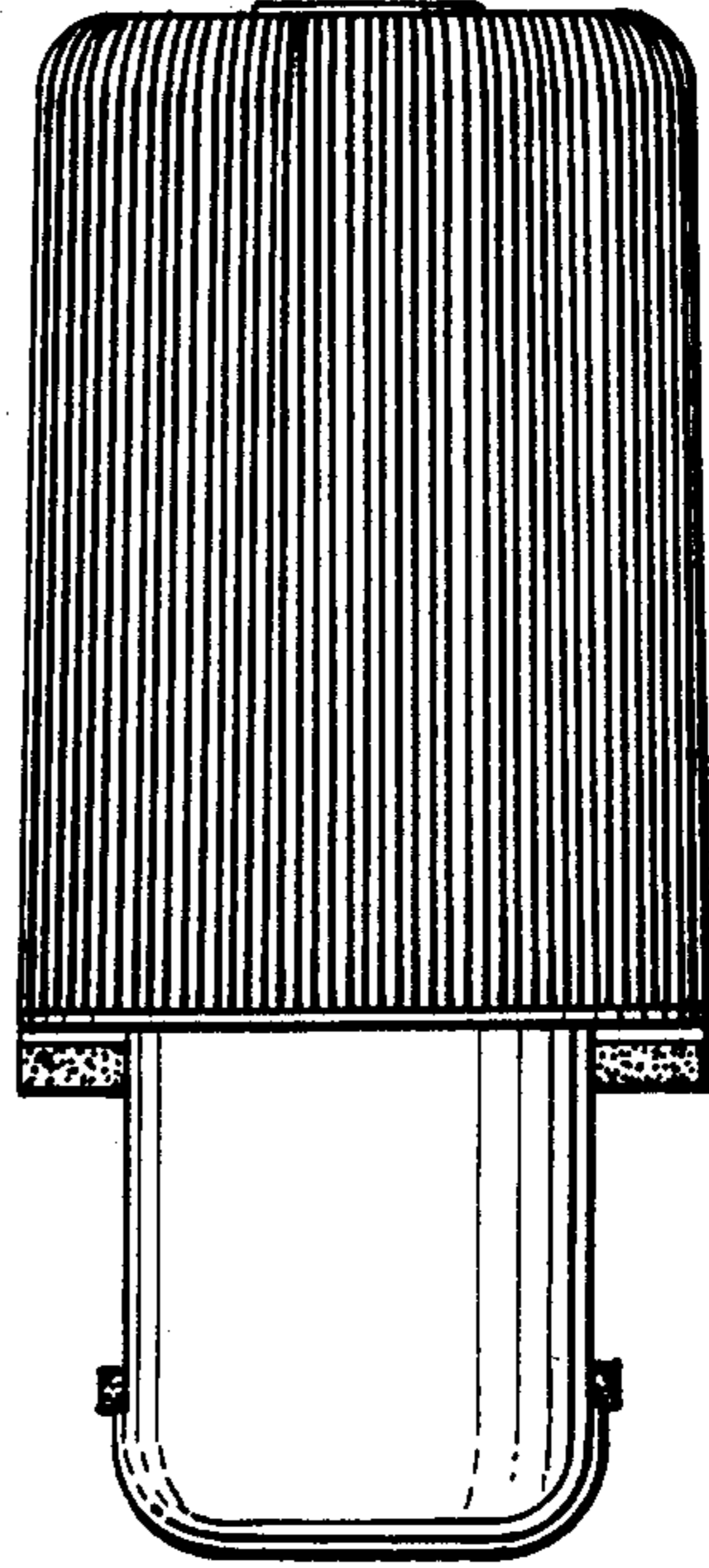


FIG. 2.




FIG. 4.

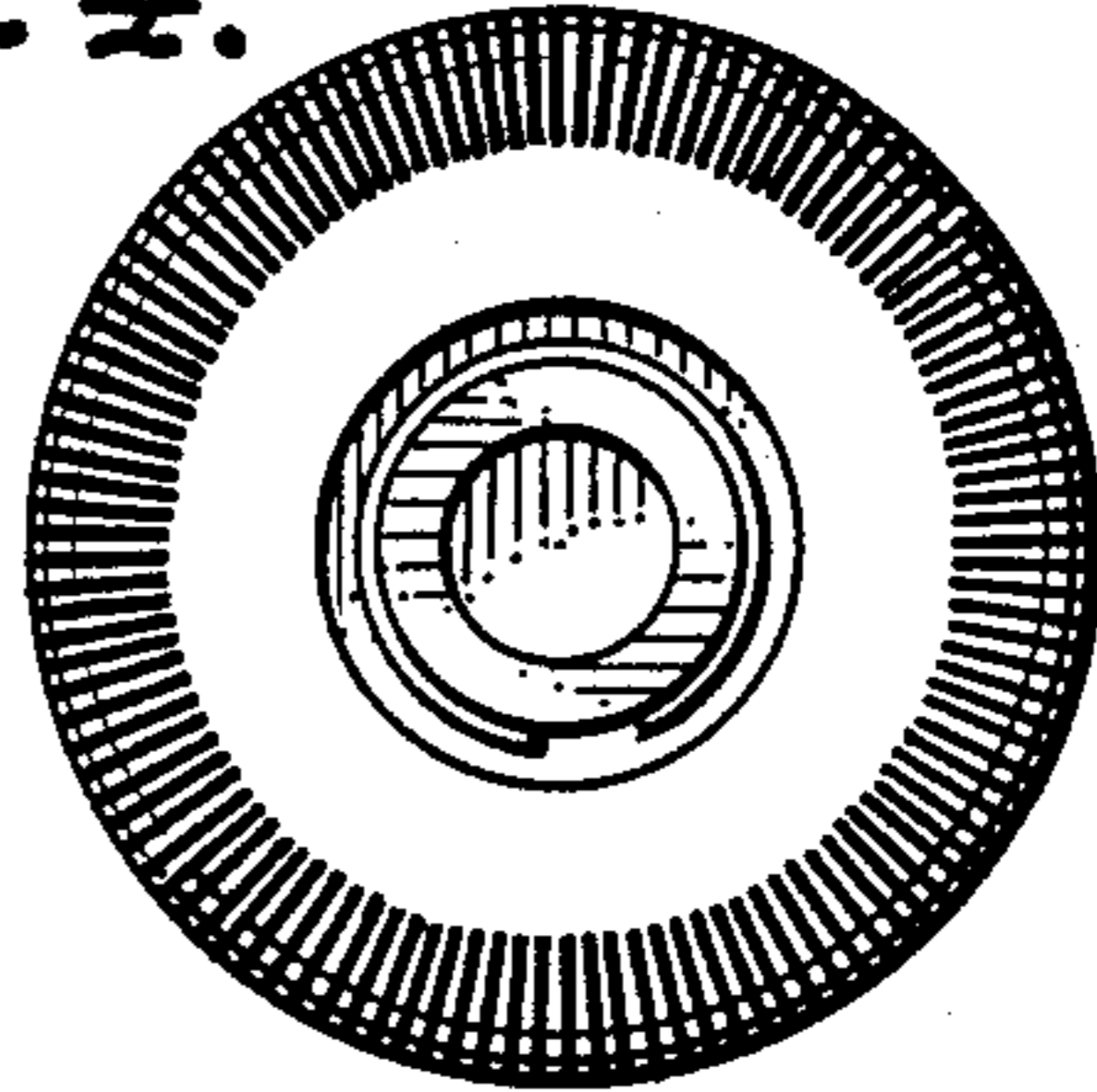


FIG. 5.

