

[54] ODOR CONTROL PRODUCT DISPENSER CABINET

[75] Inventors: David K. Walz, Stone Mountain, Ga.; Andrew W. Allen, East Jordan, Mich.; Theron C. Moss; William H. Kenney, both of Cleveland, Tenn.

[73] Assignee: SECO Industries, Inc., Cleveland, Tenn.

[**] Term: 14 Years

[21] Appl. No.: 18,061

[22] Filed: Feb. 24, 1987

[52] U.S. Cl. D23/366

[58] Field of Search D23/366; 422/124, 4; 239/34, 44, 53, 54, 60, 55, 56, 57; 219/276; 55/316, 467, 472, 473

[56] References Cited

U.S. PATENT DOCUMENTS

D. 193,930	10/1962	Lewis	D23/366
D. 262,138	12/1981	Bousgarbies et al.	D23/366
D. 269,292	6/1983	McGaw	D23/366
D. 271,517	11/1983	Mori	D23/366
D. 273,225	3/1984	Palson	D23/366
D. 285,961	9/1986	Pennell	D23/366
2,510,126	6/1950	Melcher et al.	21/126
2,614,820	10/1952	Boydjieff	261/26

2,629,149	2/1953	Yaffe	21/108
2,802,695	8/1957	Johnson	239/44
3,522,935	8/1970	Lewis	261/30
3,617,214	11/1971	Dolac	21/77
3,990,848	11/1976	Corris	21/126
4,035,451	7/1977	Tringali	261/101
4,063,664	12/1977	Meetze, Jr.	222/70
4,396,557	8/1983	De Luca	422/124

FOREIGN PATENT DOCUMENTS

2404437	6/1979	France	422/4
---------	--------	--------	-------	-------

Primary Examiner—James M. Gandy
Assistant Examiner—Lisa Lichtenstein
Attorney, Agent, or Firm—Renner, Otto, Boisselle & Sklar

[57] CLAIM

The ornamental design for an odor control product dispenser cabinet, as shown and described.

DESCRIPTION

FIG. 1 is a left, front side perspective view of an odor control product dispenser cabinet, showing our new design;
FIG. 2 is an enlarged left side elevational view thereof, the opposite side being a mirror image of that shown;
FIG. 3 is an enlarged front elevation view thereof;
FIG. 4 is an enlarged rear elevation view thereof;
FIG. 5 is an enlarged bottom plan view thereof; and
FIG. 6 is an enlarged top plan view thereof.




FIG. 1

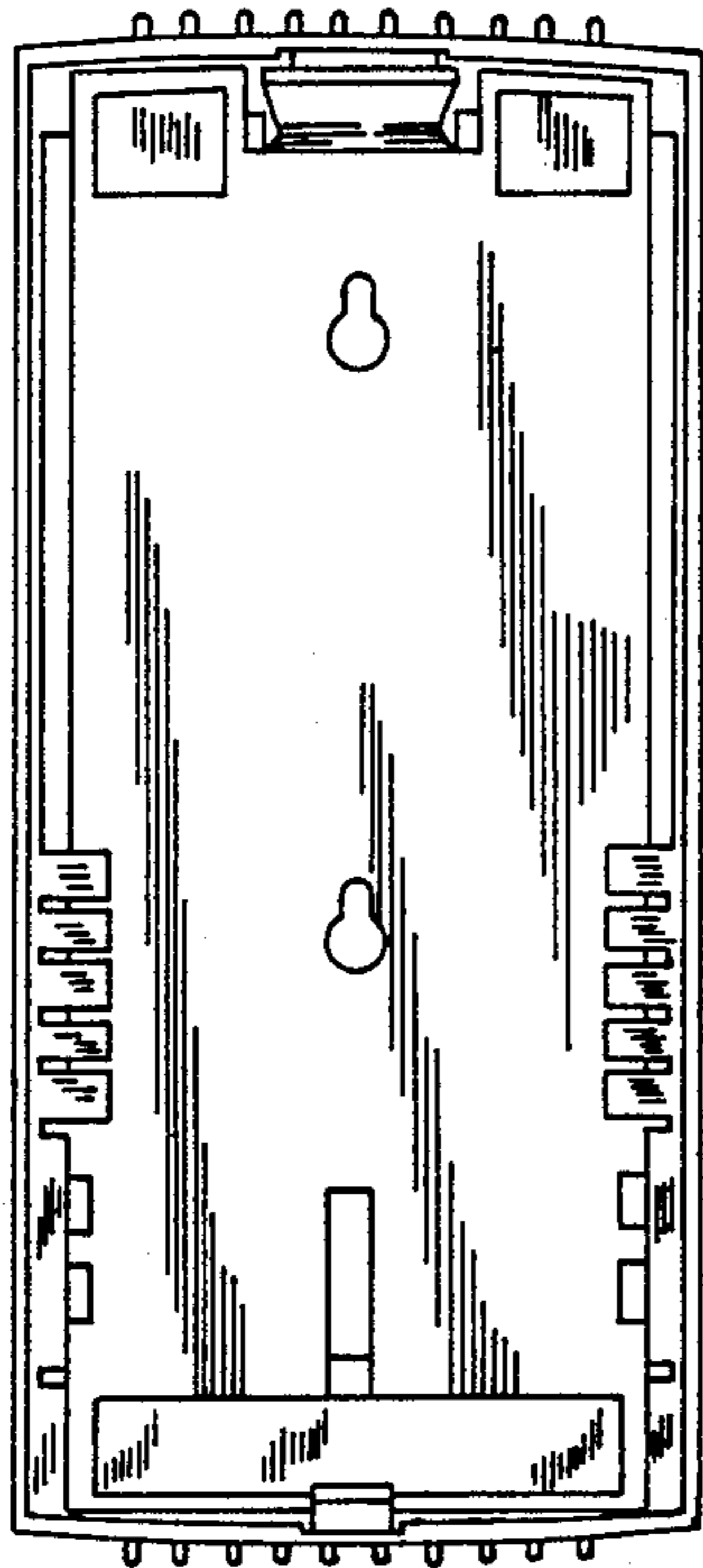



FIG. 4

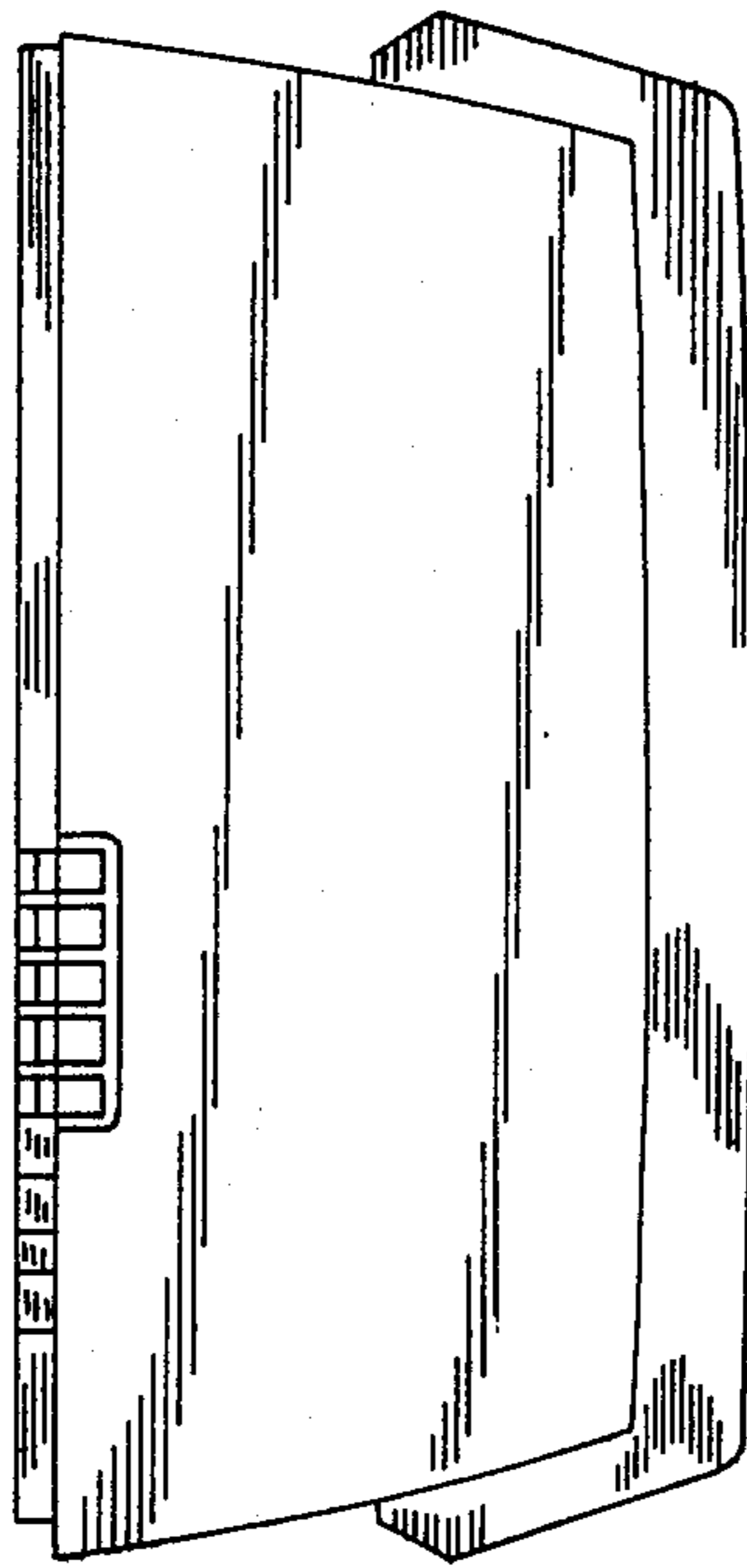


FIG. 2




FIG. 3

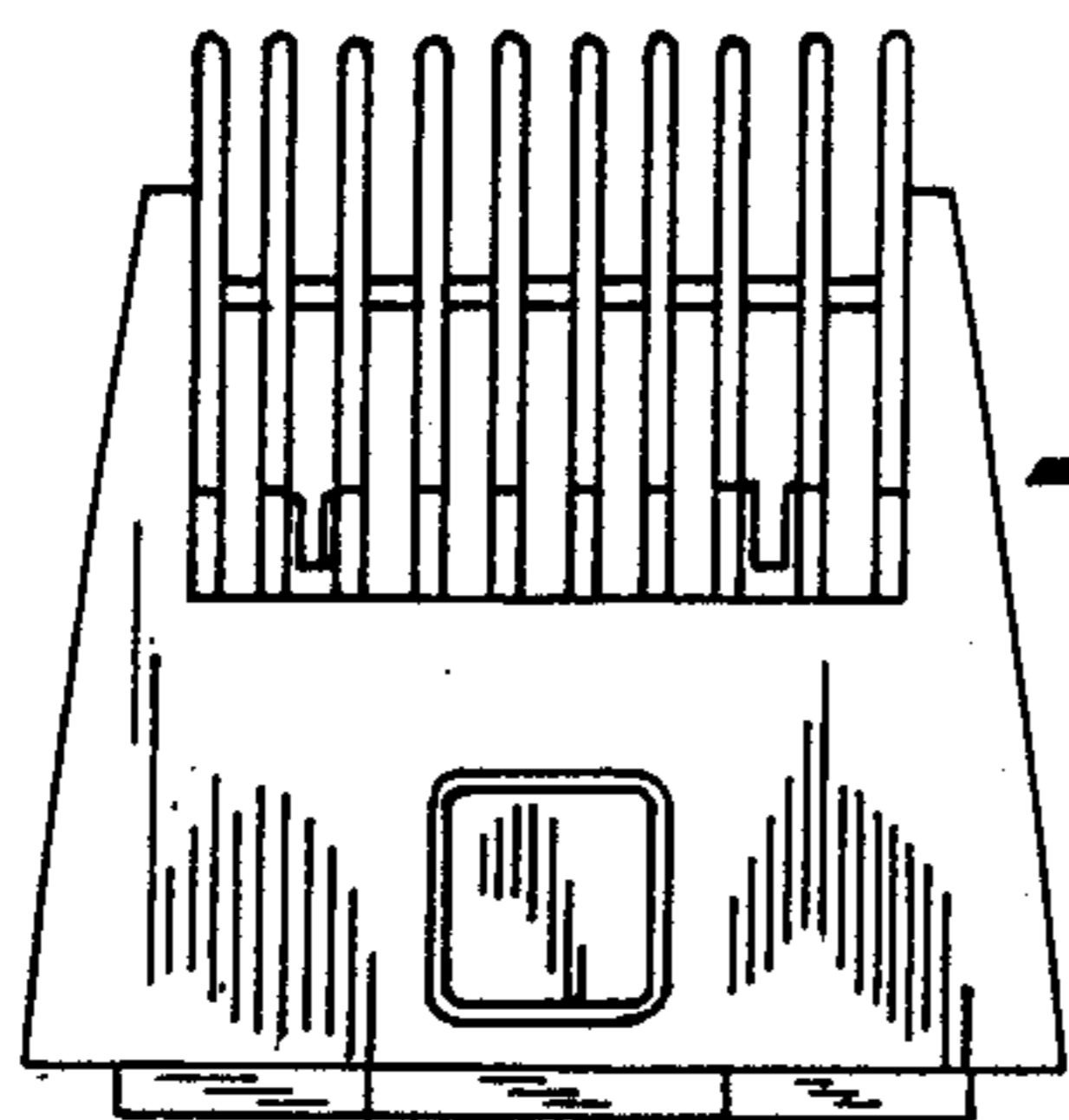


FIG. 6

FIG. 5

