

# United States Patent [19]

Funk et al.

[11] Patent Number: **Des. 306,898**

[45] Date of Patent: **\*\* Mar. 27, 1990**

[54] **HAND-WHEEL FOR A VALVE**

[75] Inventors: **Günter Funk, Traun; Werner Lego, Hofkirchen; Werner Seir, Linz; Rupert Igmann, Lichtenberg, all of Austria**

[73] Assignee: **Voest-Alpine Aktiengesellschaft, Linz, Austria**

[\*\*] Term: **14 Years**

[21] Appl. No.: **867,301**

[22] Filed: **May 23, 1986**

[30] **Foreign Application Priority Data**

Nov. 29, 1985 [AT] Austria ..... 25349  
[52] U.S. Cl. .... **D23/252**  
[58] Field of Search ..... D23/233-254;  
D8/300-322; 16/110-127; 251/266, 269

[56]

**References Cited**

**U.S. PATENT DOCUMENTS**

D. 154,475 7/1949 Homer ..... D23/24 A  
D. 194,298 12/1962 Natho ..... D23/253  
D. 241,937 10/1976 Wallace et al. .... D23/253  
D. 241,938 10/1976 Wallace et al. .... D23/253  
1,374,186 4/1921 Carlson ..... 16/117 X

**OTHER PUBLICATIONS**

Oilfield Division Equipment Services, Voest-Alpine Finalindustrie *Voest-Alpine Gate Valves*.

*Primary Examiner*—James R. Largen  
*Attorney, Agent, or Firm*—Herbert Dubno

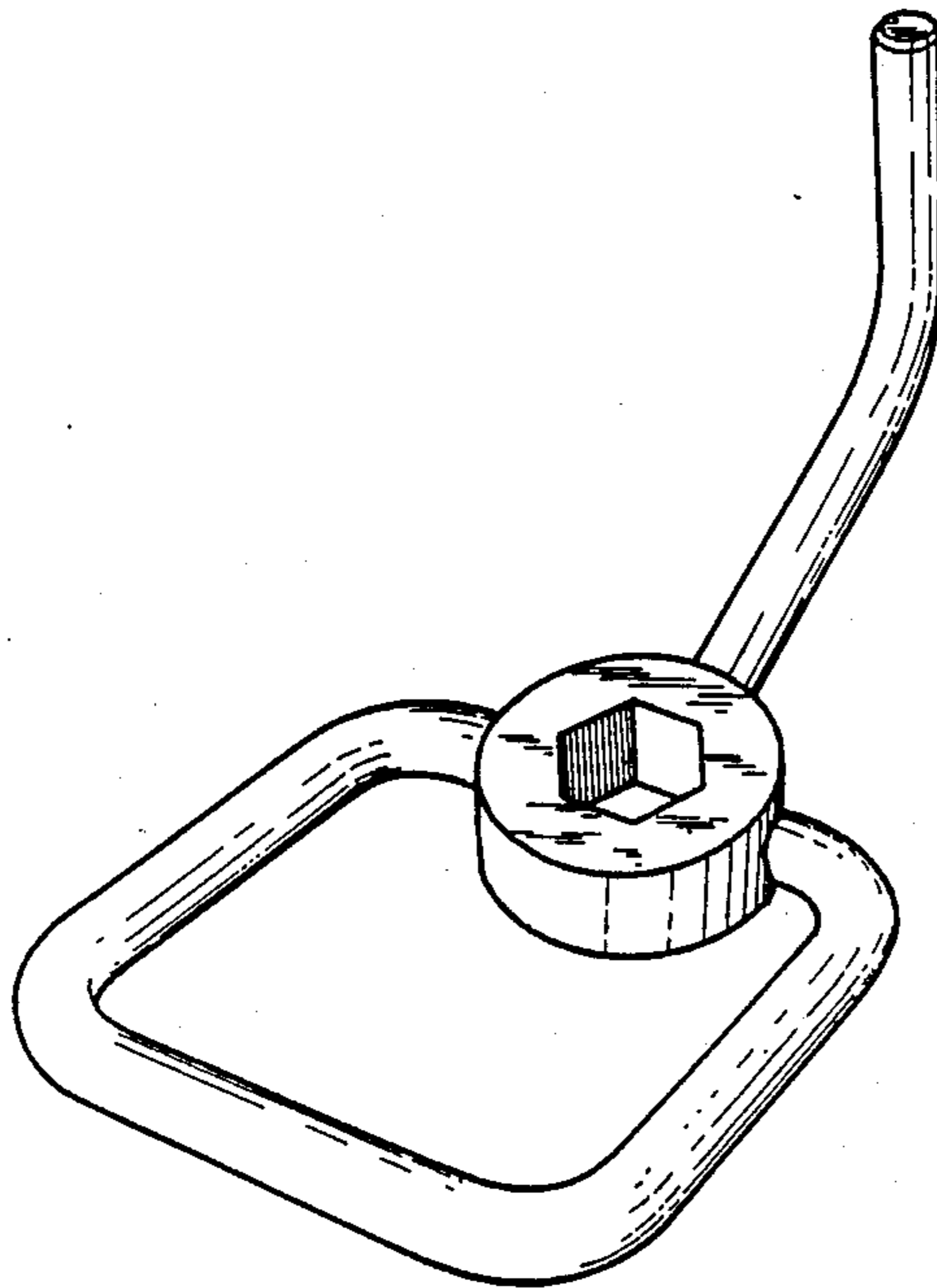
[57]

**CLAIM**

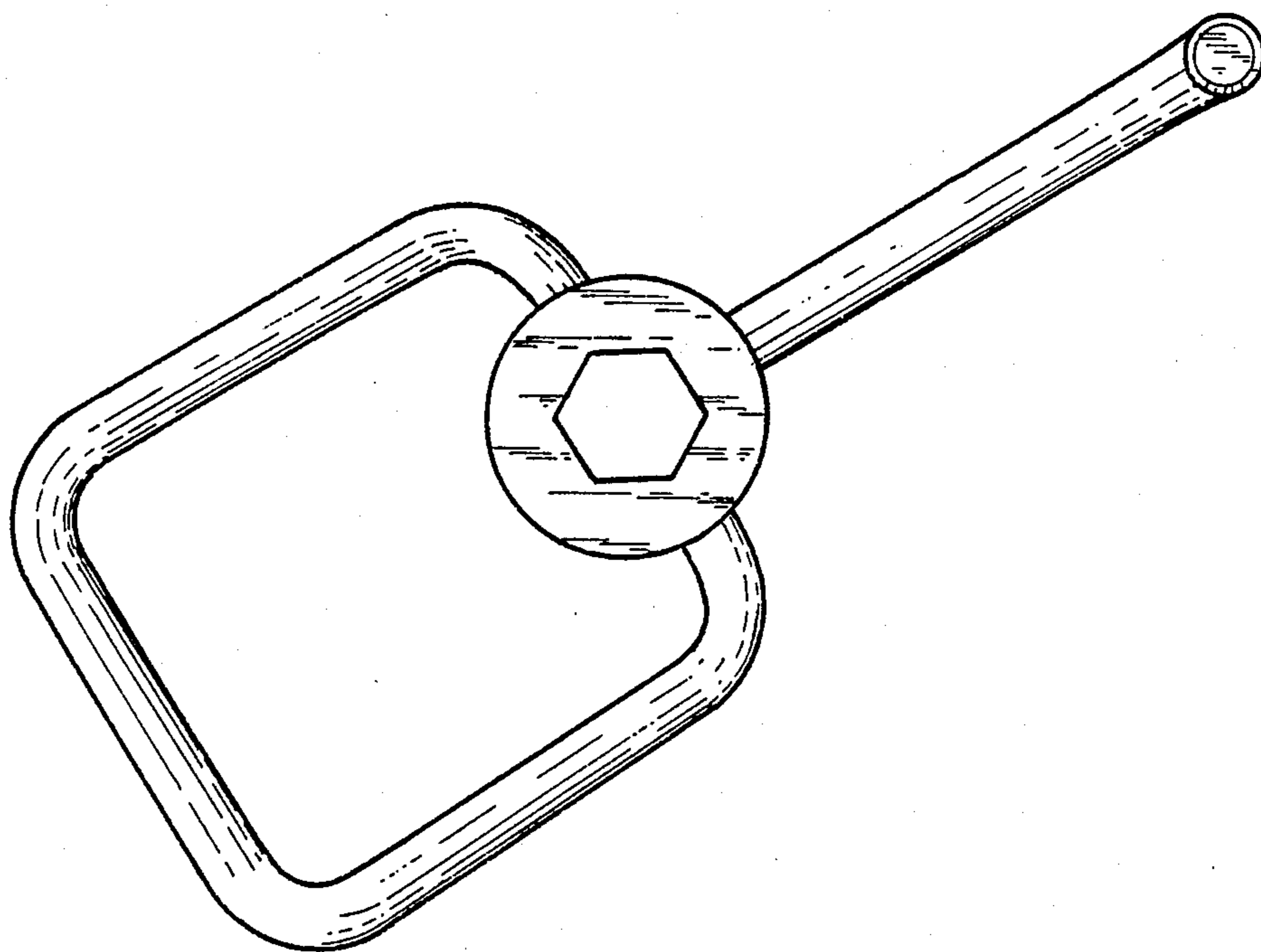
The ornamental design for a hand-wheel for a valve, as shown.

**DESCRIPTION**

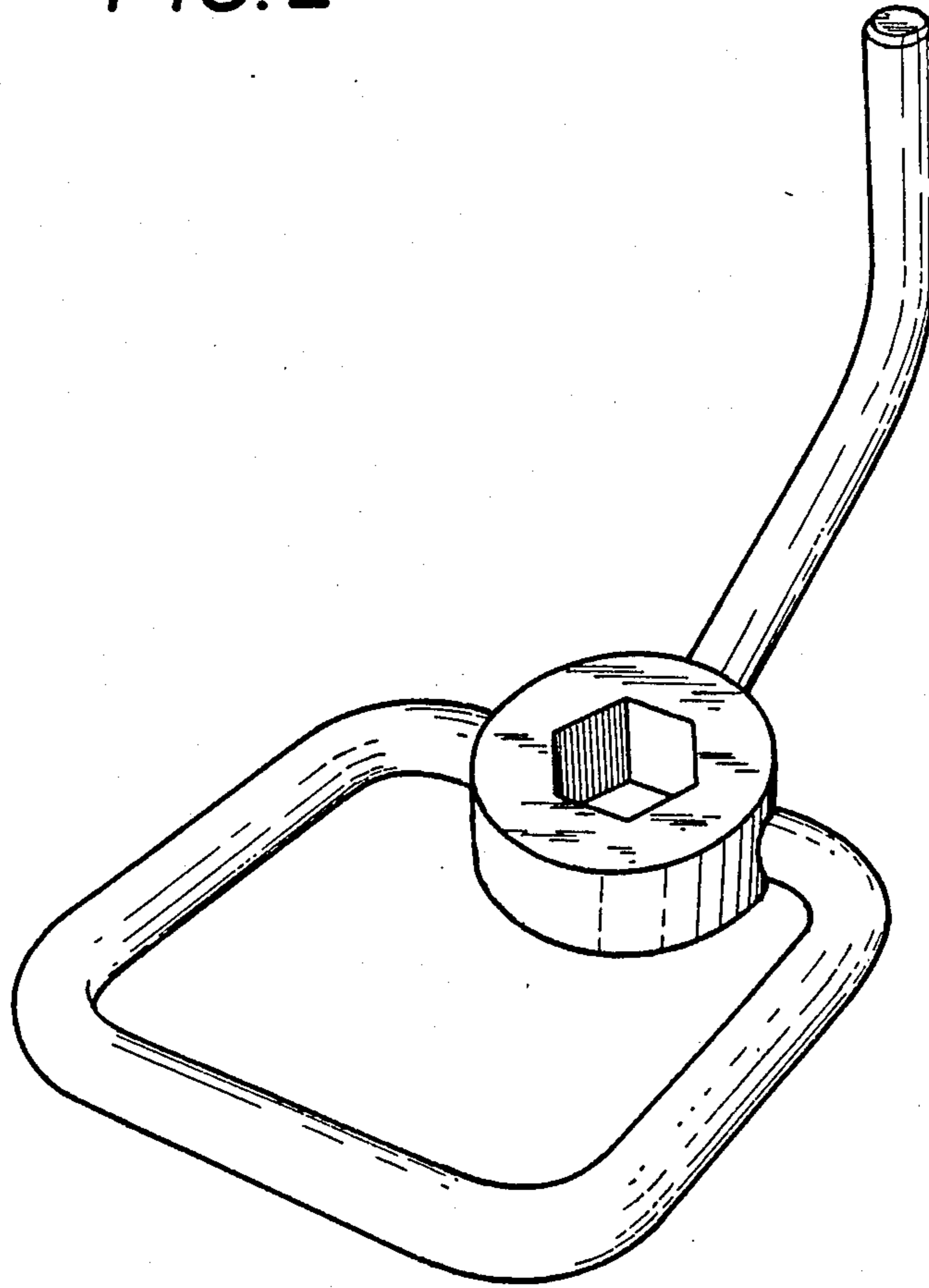
FIG. 1 is a top plan view of a hand-wheel for a valve showing our new design;  
FIG. 2 is a top perspective view thereof;  
FIG. 3 is a front perspective view thereof; and  
FIG. 4 is a top rear perspective view thereof.



*FIG. 1*



*FIG. 2*



*FIG. 3*

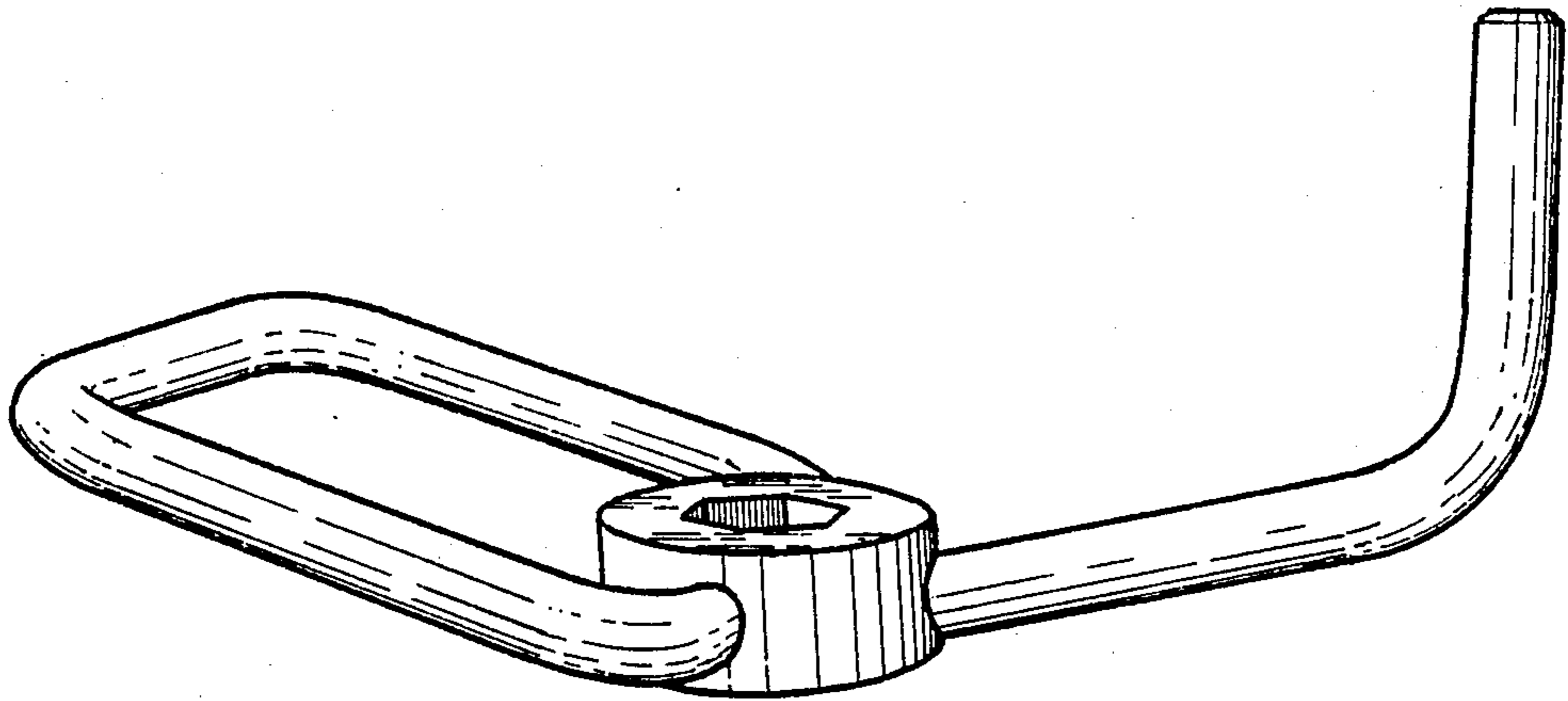


FIG. 4

