

[54] **SPRAY HEAD FOR DISHWASHING EQUIPMENT**

[76] Inventor: **Robert L. Duke**, 4154 Arden St., Clemmons, N.C. 27012

[**] Term: **14 Years**

[21] Appl. No.: **111,565**

[22] Filed: **Oct. 22, 1987**

[52] U.S. Cl. **D23/213**

[58] Field of Search **D23/213, 224, 229, 223, D23/225; 239/310, 390, 392, 394, 532, 525, 554, 556, 567, 568, 569; 222/568**

[56] **References Cited**

U.S. PATENT DOCUMENTS

- D. 139,822 12/1944 Frost D23/213
- D. 179,285 11/1956 Francis D23/226
- D. 205,053 6/1966 Sels D23/214

- 405,528 6/1889 Brown 239/556
- 1,787,024 12/1930 Sjöström D23/214 X
- 2,263,070 11/1941 Cusick 239/567
- 2,826,248 3/1958 Angel 239/556
- 2,853,262 9/1958 Reimann 239/588

Primary Examiner—Susan J. Lucas

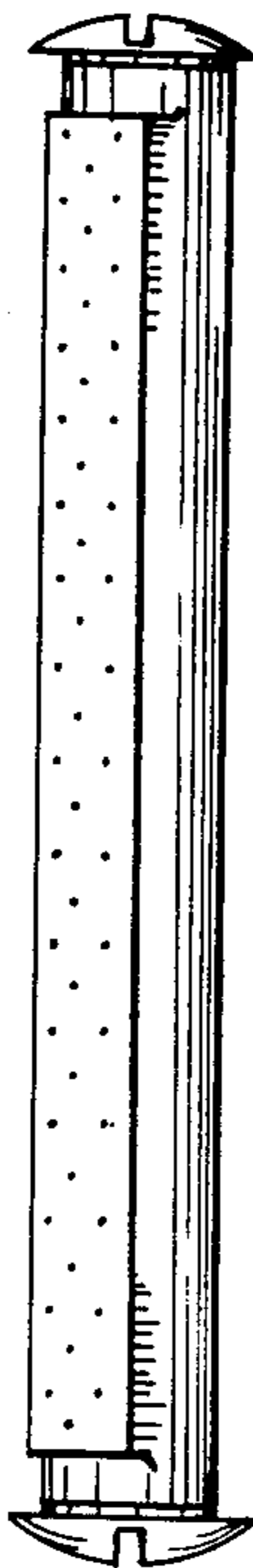
Assistant Examiner—M. H. Tung

[57] **CLAIM**

The ornamental design for a spray head for dishwashing equipment, as shown and described.

DESCRIPTION

FIG. 1 is a left, front perspective view of a spray head for dishwashing equipment showing my new design;
 FIG. 2 is a front elevational view thereof;
 FIG. 3 is a right side elevational view thereof;
 FIG. 4 is a rear elevational view thereof;
 FIG. 5 is a top plan view thereof, the bottom being identical.



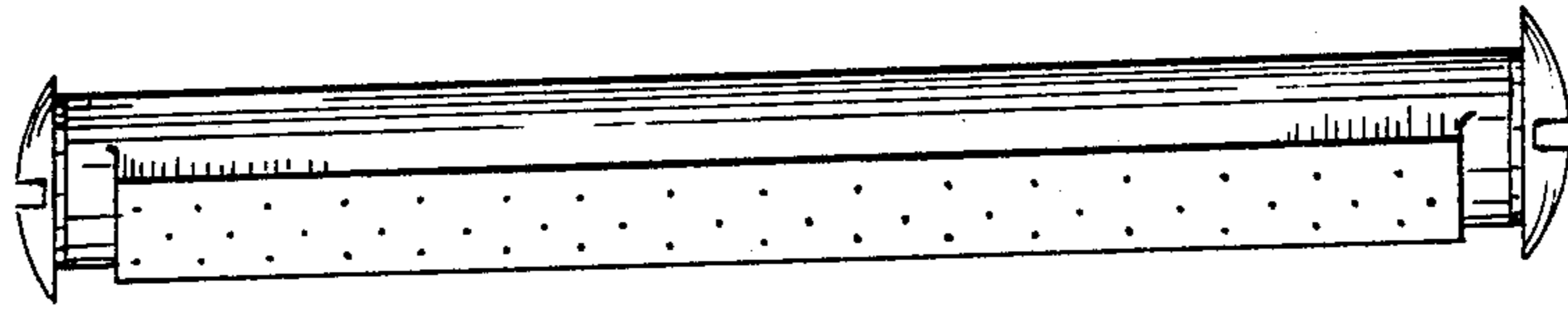


FIG. 1

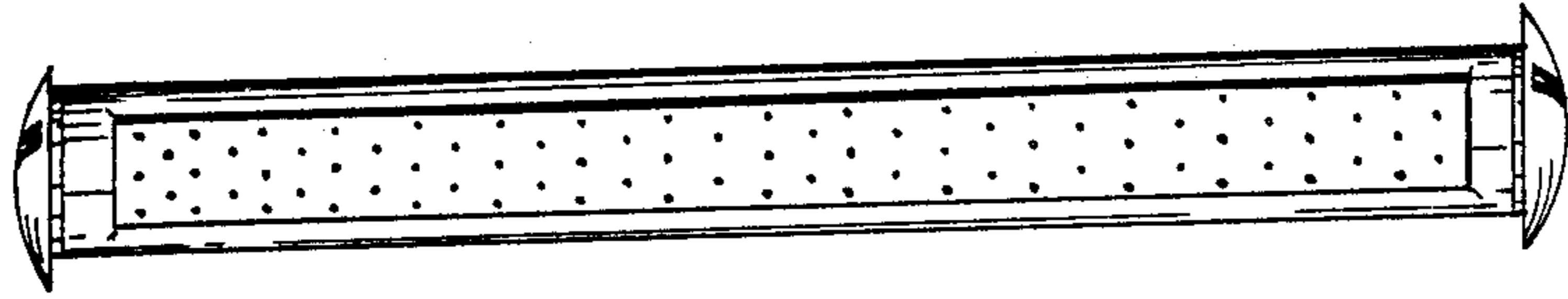


FIG. 2

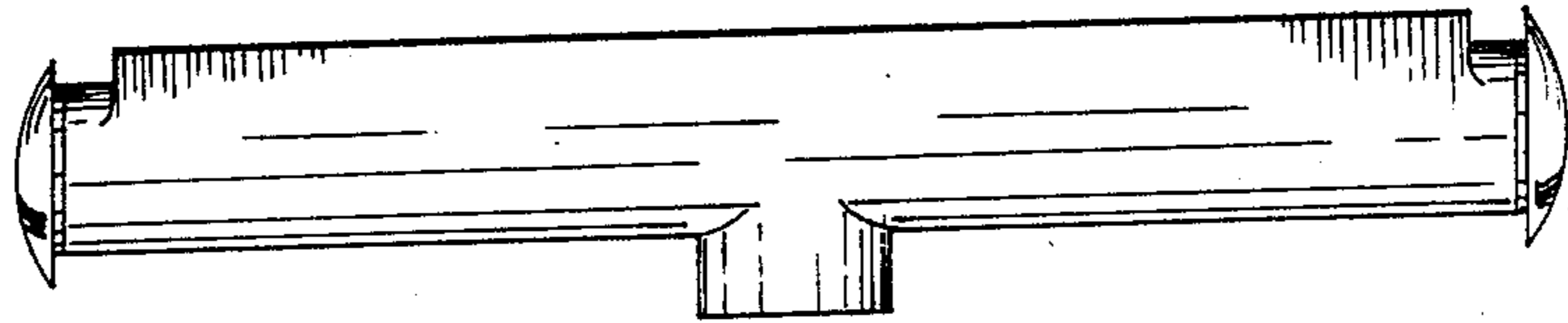


FIG. 3

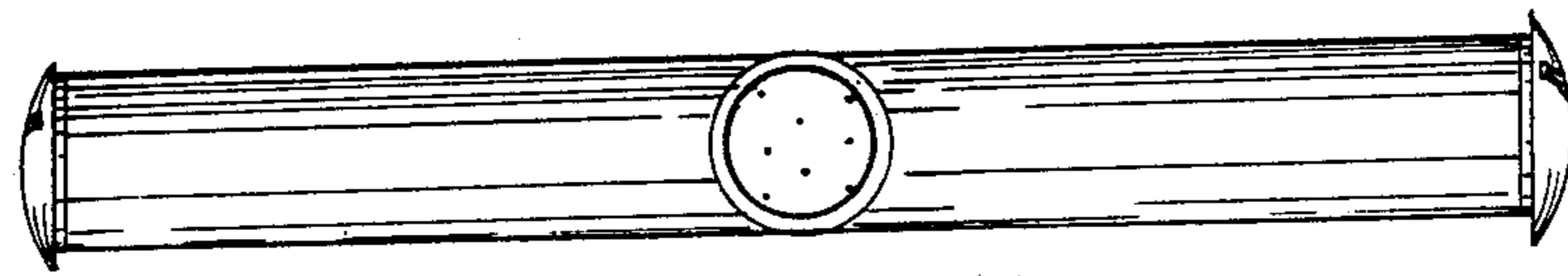


FIG. 4

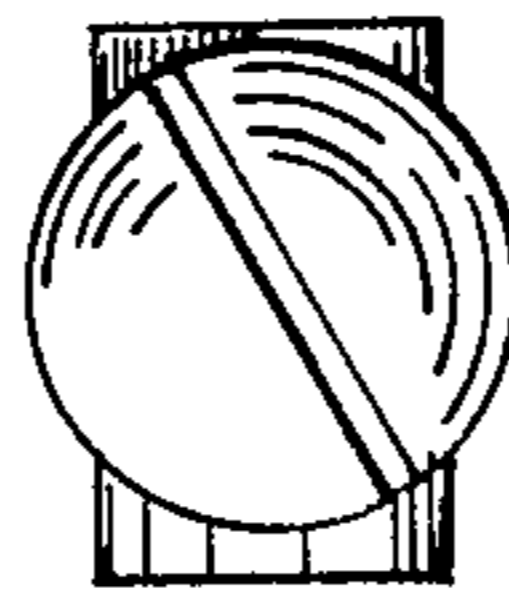


FIG. 5