

[54] **FASTENER**

[75] **Inventor: Abramo B. Coccagna, Shelton, Conn.**

[73] **Assignee: Cooper Industries, Inc., Houston, Tex.**

[**] **Term: 14 Years**

[21] **Appl. No.: 924,088**

[22] **Filed: Oct. 28, 1986**

[52] **U.S. Cl. D19/65; D8/395**

[58] **Field of Search D19/65, 75, 90; D8/395; 24/545, 546, 555, 562, 563, 67.9**

[56] **References Cited**

U.S. PATENT DOCUMENTS

D. 291,531	8/1987	West	D8/395
857,488	6/1907	Rosenthal	24/67 R
1,744,560	1/1930	Lukacs	24/67.9
1,866,691	7/1932	Worley, Jr. et al.	D8/395 X
1,976,747	10/1934	Reuter et al.	24/67.3 X
2,097,018	10/1937	Chamberlin	24/545

OTHER PUBLICATIONS

Horders, Inc. Catalog #56 ©1952, p. 279, see O. K. Fastener #H4-2T lower left corner.

Grammes Metal Products catalog #66 ©1941, p. 33, Box Cleat #2760 upper center.

Primary Examiner—Nelson C. Holtje

Assistant Examiner—Martha Thompson

Attorney, Agent, or Firm—Eddie E. Scott; Alan R.

Thiele; Nelson A. Blish

[57] **CLAIM**

The ornamental design for a fastener, as shown and described.

DESCRIPTION

FIG. 1 is a perspective view of a fastener showing my new design;


FIG. 2 is a top plan view;

FIG. 3 is a rear elevational view;

FIG. 4 is a left side elevational view;

FIG. 5 is a right side elevational view; and

FIG. 6 is a bottom plan view.






Fig. 1

Fig. 2

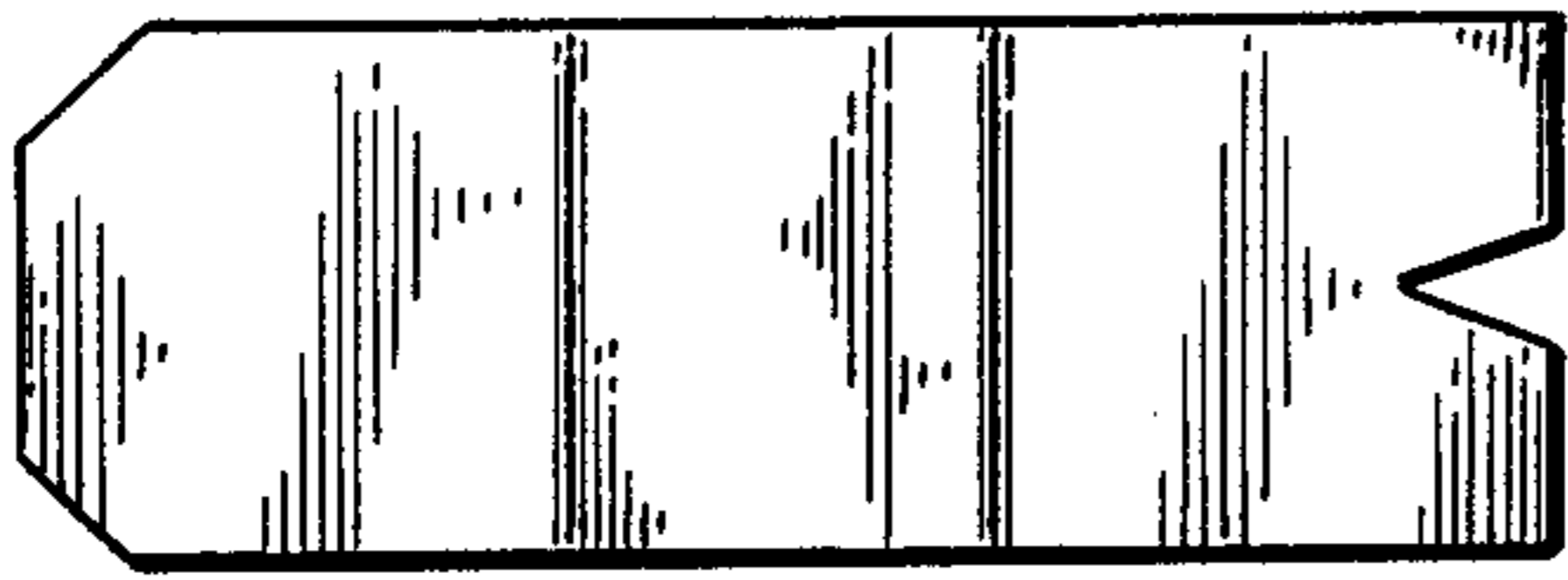


Fig. 3


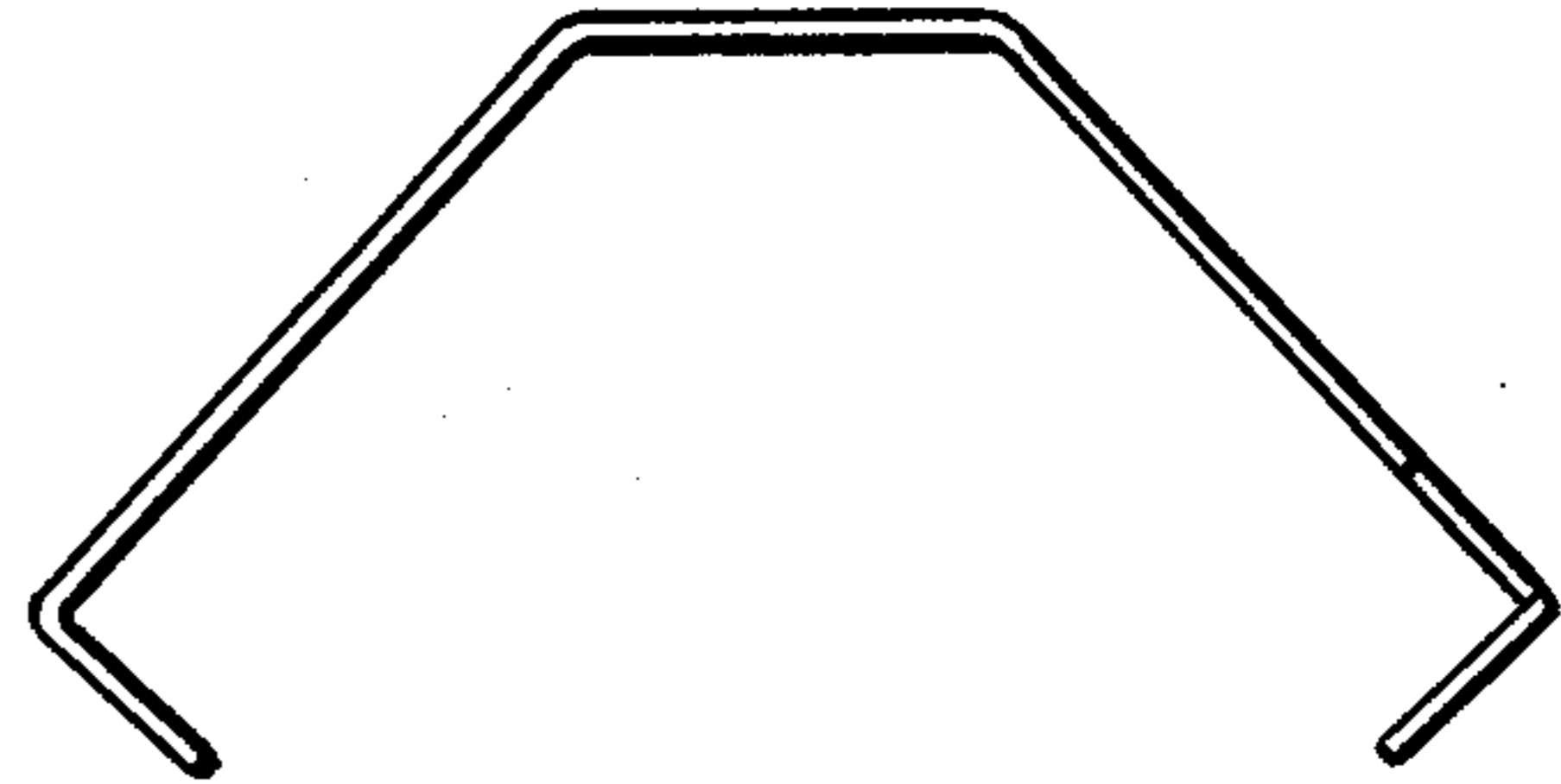


Fig. 4

Fig. 5




Fig. 6

